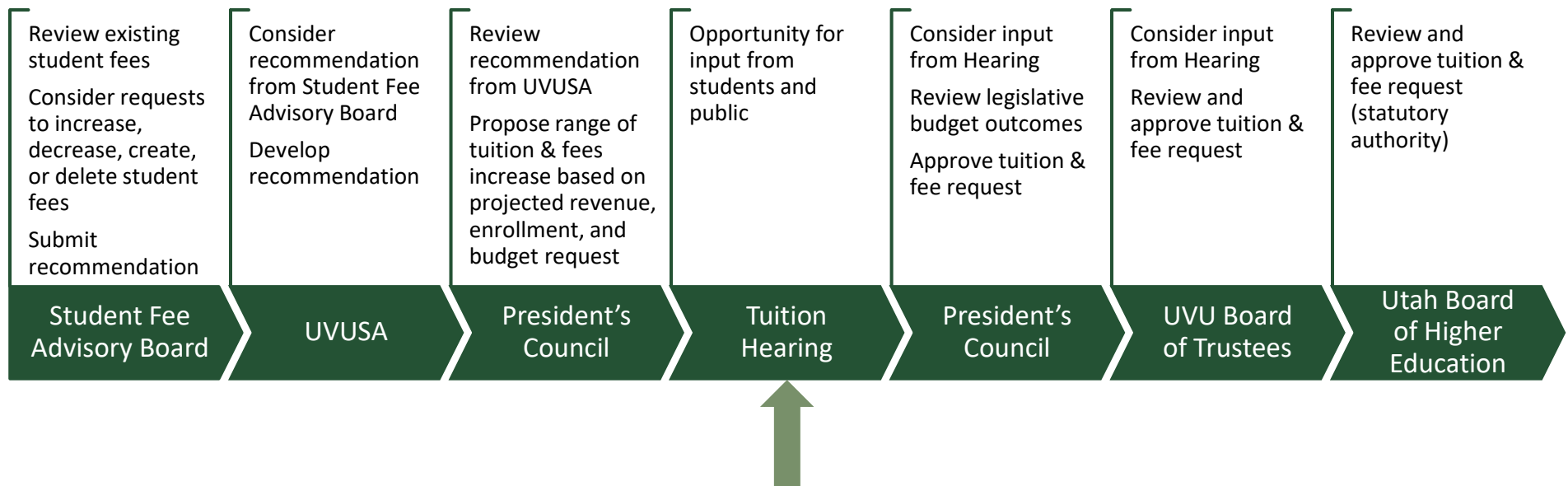


Utah Valley
University
2024-25 Truth in
Tuition Hearing

February 22, 2024



Tuition and Fees Process

Purpose of Hearing

- Public presentation of proposed tuition changes
- Compliance with state statute and Utah Board of Higher Education policies
- Opportunity for student and public input (to be shared with Trustees and UBHE)

NOTICE OF HEARING ON UVU TUITION

Utah Valley University is anticipating an increase in full-time resident and non-resident undergraduate tuition for the 2024-25 academic year.

- Resident tuition increase of 2.47% to 4.5% (\$69 - \$126 per semester)
- Non-Resident tuition increase of 2.47% to 4.5% (\$212 - \$386 per semester)

ALL CONCERNED STUDENTS AND CITIZENS
ARE INVITED TO A PUBLIC HEARING ON THE
PROPOSED INCREASE TO BE HELD

THURSDAY, FEBRUARY 22, 2024

AT 1:30P.M. SL 114

Find Teams link at:

<https://www.uvu.edu/uvusa/studentfees/>





Introduction and Context

General Principles

- All alternative funding sources should be considered before increases to tuition are proposed.
- Tuition increases may occur for three reasons
 - Match legislative funding for compensation and other mandatory costs
 - Offset a reduction in student fees
 - Increase revenue for specific institutional needs

Undergraduate (12-18 credits)	2023-24 Tuition (per semester)	Proposed Percent Change	Proposed Amount Change
Resident	\$2,807	2.47% to 4.5%	\$69 to \$126
Nonresident	\$8,587	2.47% to 4.5%	\$212 to \$386

Proposed 2024-25 Tuition Increase

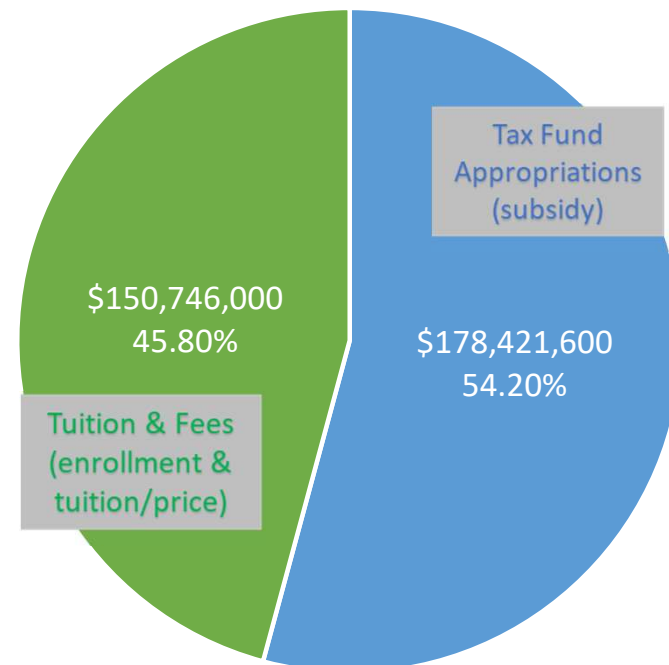
Utah Valley University is anticipating an increase in full-time resident and non-resident tuition of 2.47% to 4.5% for the 2024-25 academic year

UVU's 2023-24 Tuition & Fees

Undergraduate 12-18 credit hours per semester	Resident	Non- Resident
Tuition	\$2,807	\$8,587
Fees	\$328	\$328
Tuition and Fees	\$3,135	\$8,915

UVU's Appropriated Operating Revenue

2023-24 Education & General Revenue Budget \$329,167,600



Factors in Tuition & Fees Setting



Level of tax fund support



Enrollment changes



Market trends & comparisons
balanced by access and affordability

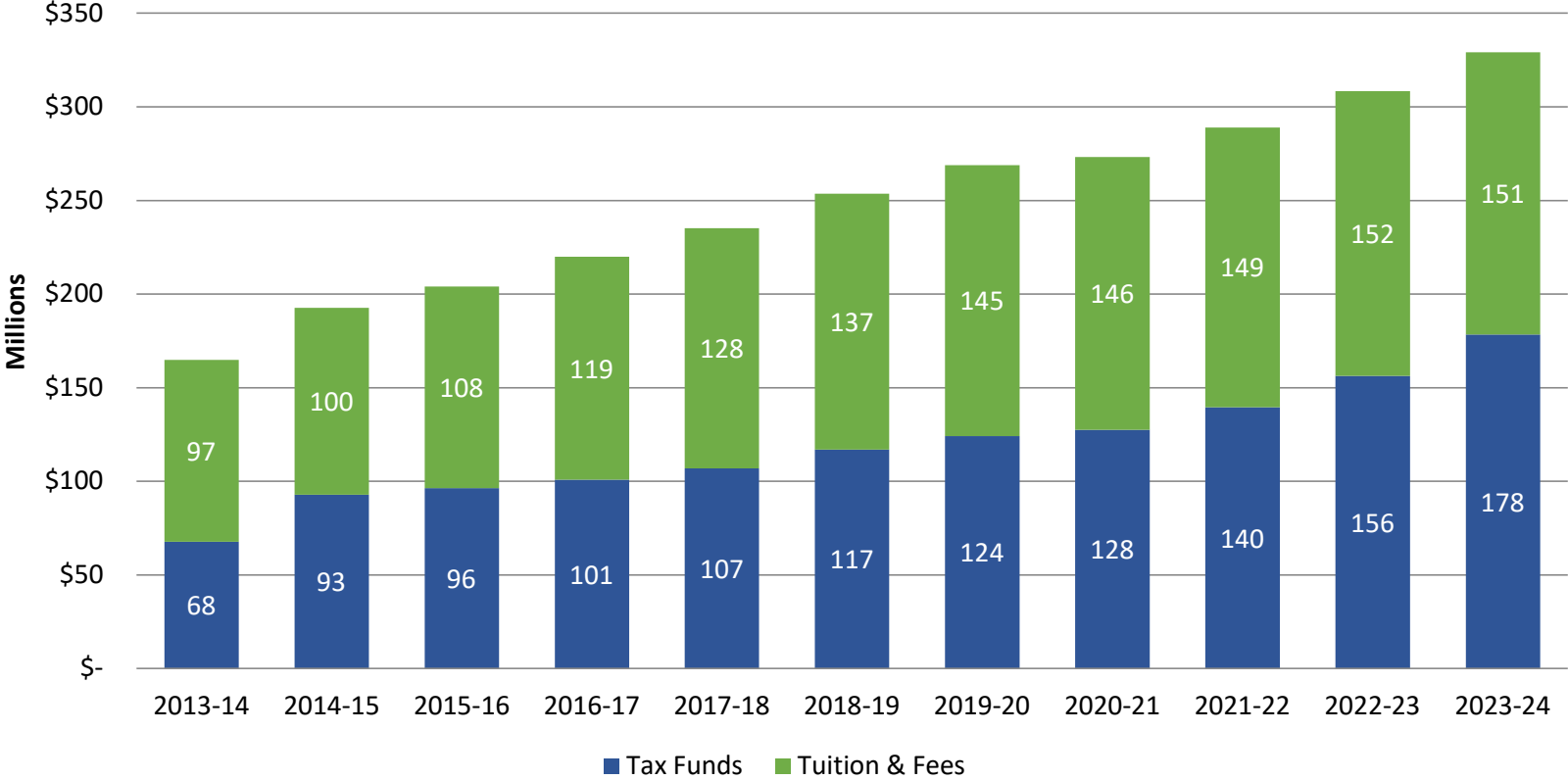


Campus needs and mandated costs

Factors in Tuition & Fees Setting

Level of tax fund support

Education and General Revenue History



UVU's FY25 Tax Fund Budget Request

Category/Project	Allocation approved by Cabinet	Adjusted Eligible PBF Amount
Mandatory Cost		
Risk Management Rate Increase	TBD	
Performance-Based		
Enhance Student Success and Accelerate Completion	\$800,000	\$481,790
Institutional and Workforce Readiness	\$500,000	\$301,119
Flexible Educational Opportunities for Timely Completion	\$1,700,000	\$1,023,803
Digital Transformation/Cybersecurity	\$1,095,400	\$659,691
High Demand Program Expansion	\$1,800,000	\$1,084,027
Operational Excellence	\$300,000	\$180,671
Total	\$6,195,400	\$3,731,100

Factors in
Tuition & Fees
Setting

Enrollment changes

Enrollment Comparison



Semester	Headcount		FTE	
	2022-23	2023-24	2022-23	2023-24
Summer	11,592	11,470	5,938	5,837
Fall	43,099	44,653	27,590	29,050
Spring	36,032	37,218	23,305	24,310

Enrollment Projections

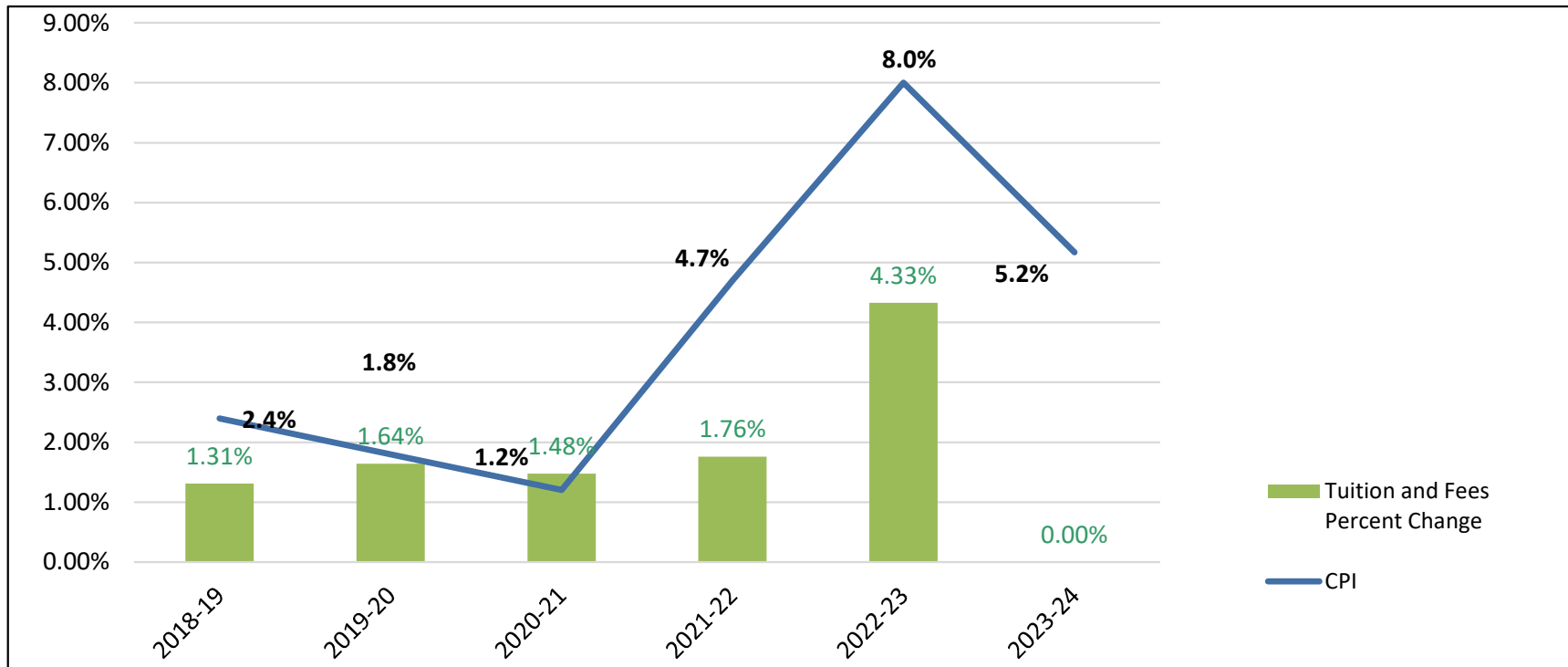


Semester	Headcount		FTE	
	2023-24 Actual	2024-25 Projected	2023-24 Actual	2024-25 Projected
Summer	11,470	11,600	5,837	5,900
Fall	44,653	45,100	29,050	29,300
Spring	37,218	37,950	24,310	24,550

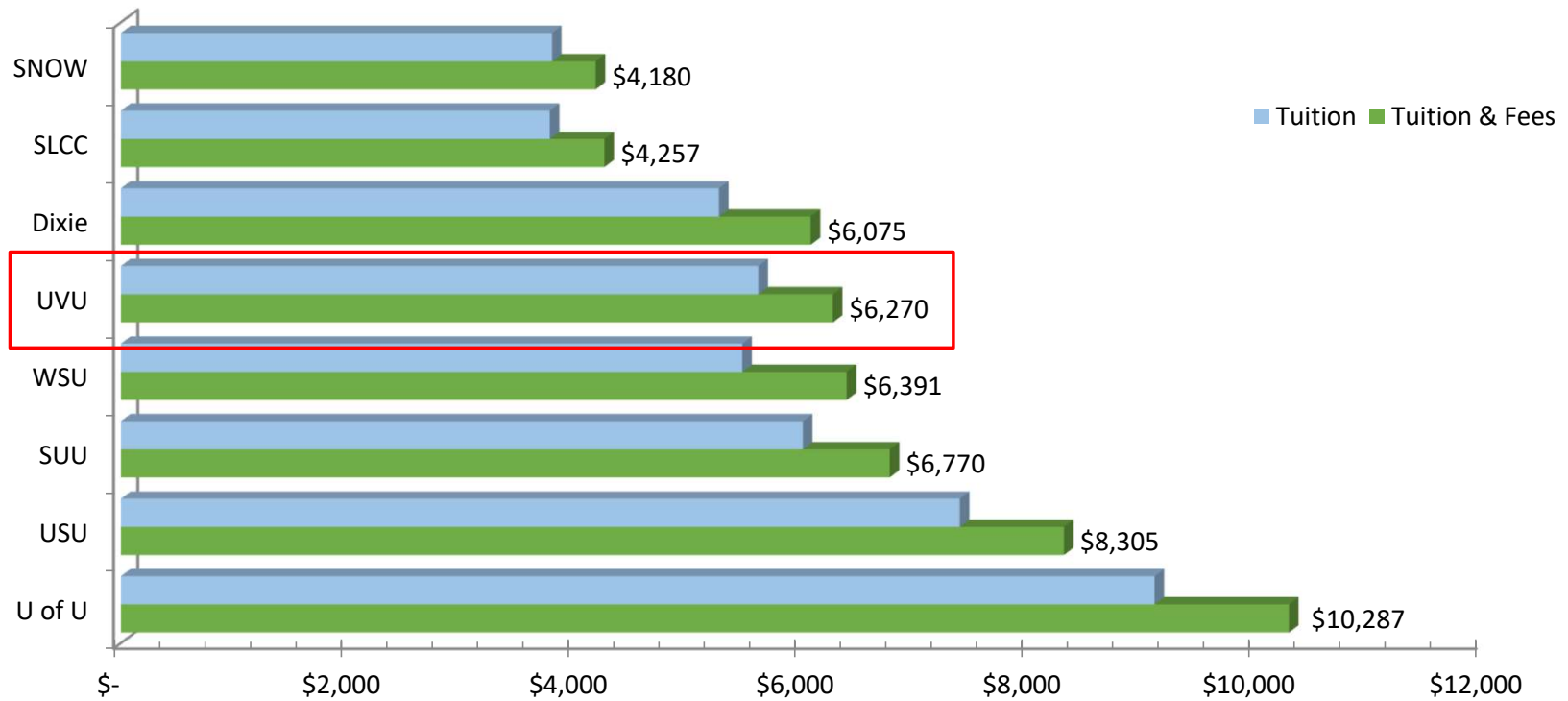
Factors in Tuition & Fees Setting

Market trends & comparisons
balanced by access and
affordability

History of Annual Tuition and Fees Change vs Inflation

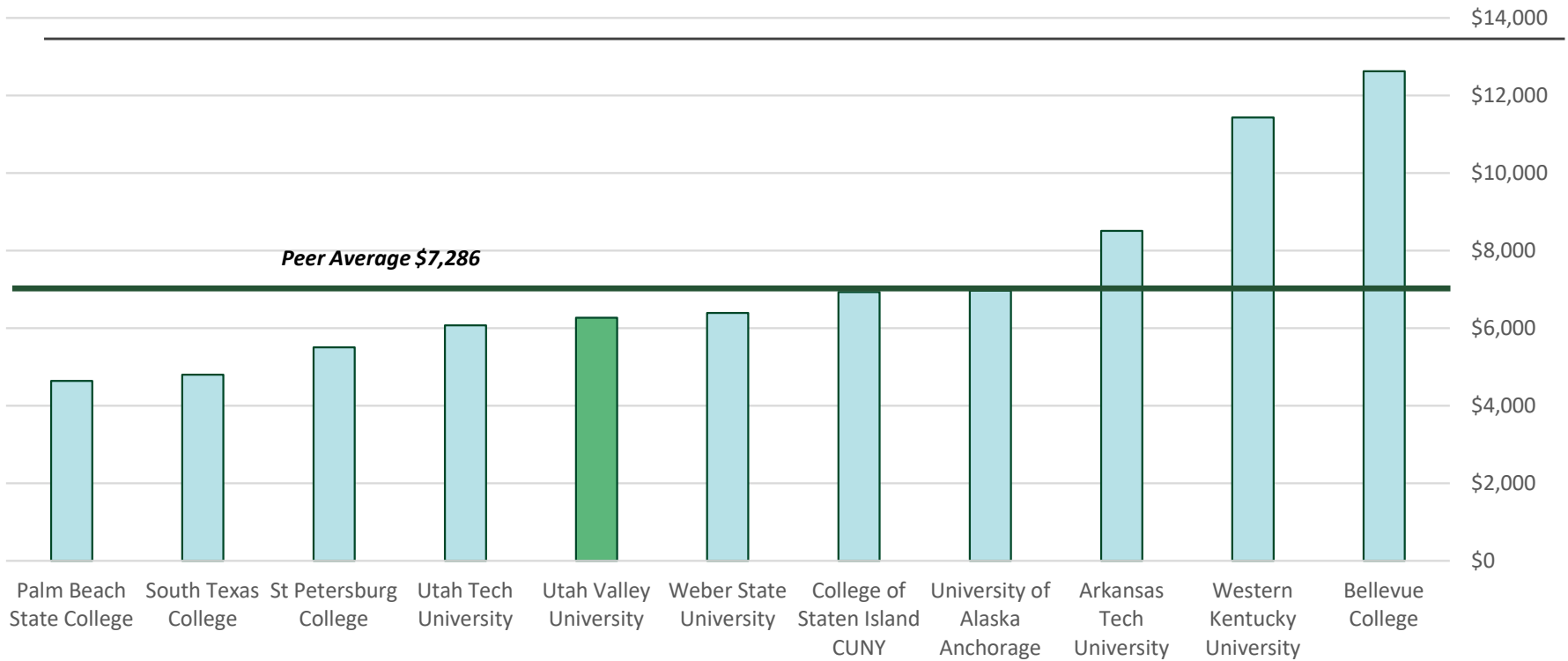


2023-24 Tuition & Fees Academic Year, Resident Undergraduate

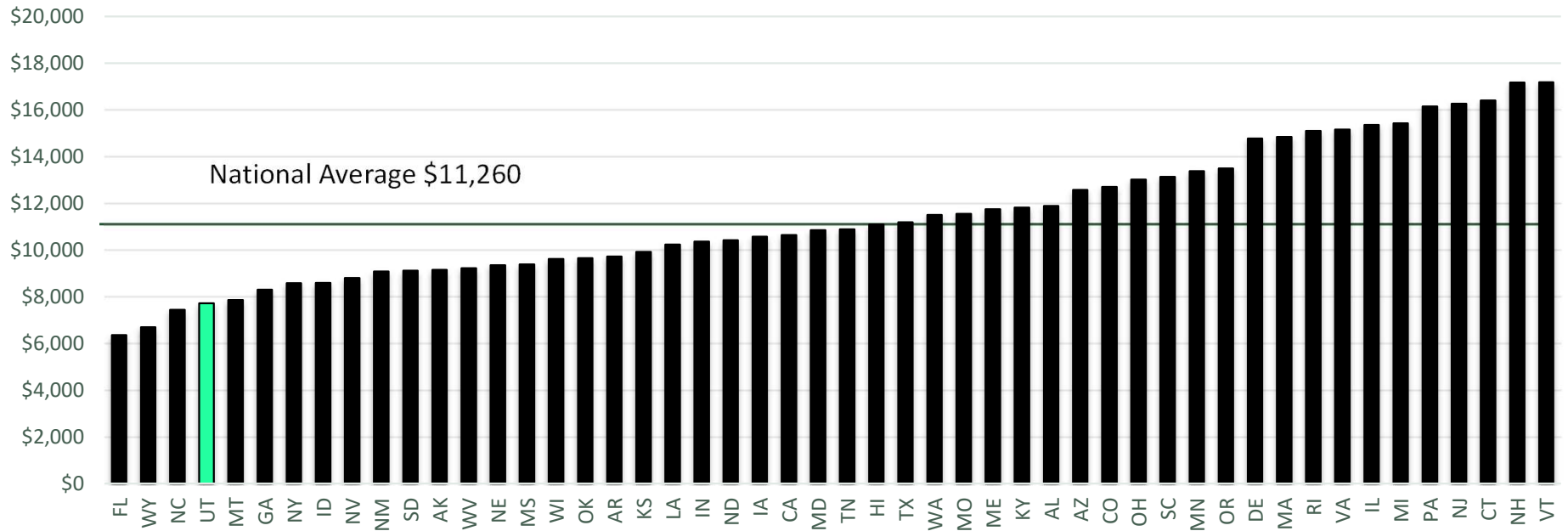


Peer Institution Comparison 2023-24

Resident, Undergraduate Tuition and Fees



2023-24 Average Tuition & Fees Public Four-Year Institutions by State



Factors in Tuition Setting

Campus needs and
mandated costs



2030



A 10-year vision outlining how UVU's integrated dual mission will meet the higher education and workforce needs of Utah County, UVU's service region, and the state of Utah

Strategy #1 – Provide **Accessible, Flexible, and Affordable Education** in an Environment That is Inclusive for All

Strategy #2 – Strengthen Student Learning and Societal Impact Through:
Collaboration with Community and Industry

Strategy #3 – Enhance Student Success Through:
Improved Recruitment, Retention, and Completion

Compensation and Mandated Costs

2.9% COLA (Governor's Budget)

7.2% medical premium increase

0.9% dental premium increase

Risk Management insurance rate increase

Attorney General rate increase

75% Tax Funds/25% Tuition

Tax Funds



Tuition

Factors in Tuition Setting



Level of tax fund support

Enrollment changes

Market trends & comparisons
balanced by access and affordability

Campus needs and mandated costs

	23-24	Proposed Change to Fees	Proposed 24-25
Student Programs	\$53.01	\$0.80	\$53.81
Campus Recreation	\$29.27	\$2.63	\$31.90
Building Bonds	\$91.50	\$0.00	\$91.50
Student Center O&M	\$33.58	\$2.50	\$36.08
SLWC O&M	\$24.34	\$1.50	\$25.84
Athletics	\$78.21	\$8.19	\$86.40
Student Health Services	\$9.84	\$7.27	\$17.11
UTA	\$6.54	\$0.00	\$6.54
Arts	\$1.71	\$0.11	\$1.82
Total	\$328.00	\$23.00	\$351.00

2024-25 Proposed Change to Student Fees

RECOMMENDED BY
STUDENT FEE BOARD
AND UVUSA

UBHE 2024-25 Budget & Tuition Guidelines

Budget Request Alignment with Tuition-Setting Process:

The intent of the Board's budget-setting process is to review and account for potential institutional needs such that tuition may be held to minimum increases. OCHE intends that tuition and fee increases for the 2024-2025 academic year will be minimal and that budget requests will be justifiable.

Justification

Alternative
Funding

Affordability
Impact

Underserved
Impact

Compliance
with UBHE
Policy

Proposed 2024-25 Tuition Increase

SCENARIO A — 2.47%

MATCH FOR
COMPENSATION (@ 2.9%), MEDICAL
PREMIUM INCREASE, MANDATED
COSTS, AND ELIMINATION OF
APPLICATION FEE REVENUE

Undergraduate (12-18 credits)	2023-24 Tuition (per semester)	Scenario A: Tuition (per semester)	Difference
Resident	\$2,807	\$2,876	\$69 (2.47%)
Nonresident	\$8,587	\$8,800	\$212 (2.47%)

Proposed 2024-25 Tuition Increase

SCENARIO B — 3.92%

MATCH FOR COMPENSATION (@ 2.9%),
MEDICAL PREMIUM INCREASE AND MANDATED
COSTS

ELIMINATION OF APPLICATION FEE REVENUE

HIGH DEMAND PROGRAM EXPANSION (HEALTH
CARE & SOCIAL WORK PROGRAMS)

PRIOR YEAR MANDATED COST INCREASE

DIGITAL TRANSFORMATION/FINANCE/LIBRARY
CONTRACTS INFLATION

	2023-24 Tuition (per semester)	Scenario B: Tuition (per semester)	Difference
Resident	\$2,807	\$2,917	\$110 (3.92%)
Nonresident	\$8,587	\$8,924	\$337 (3.92%)

Proposed 2024-25 Tuition Increase

SCENARIO C — 4.5%

MATCH FOR COMPENSATION (@2.9%), MEDICAL PREMIUM INCREASE AND MANDATED COSTS

ELIMINATION OF APPLICATION FEE REVENUE

HIGH DEMAND PROGRAM EXPANSION (HEALTH CARE & SOCIAL WORK PROGRAMS)

PRIOR YEAR MANDATED COST INCREASE

DIGITAL TRANSFORMATION/FINANCE/LIBRARY CONTRACTS INFLATION

ENHANCE STUDENT SUCCESS/COMPLETION AND INSTITUTIONAL WORKFORCE READINESS

Undergraduate (12-18 credits)	2023-24 Tuition (per semester)	Scenario C: Tuition (per semester)	Difference
Resident	\$2,807	\$2,933	\$126 (4.5%)
Nonresident	\$8,587	\$8,973	\$337 (4.5%)

Summary

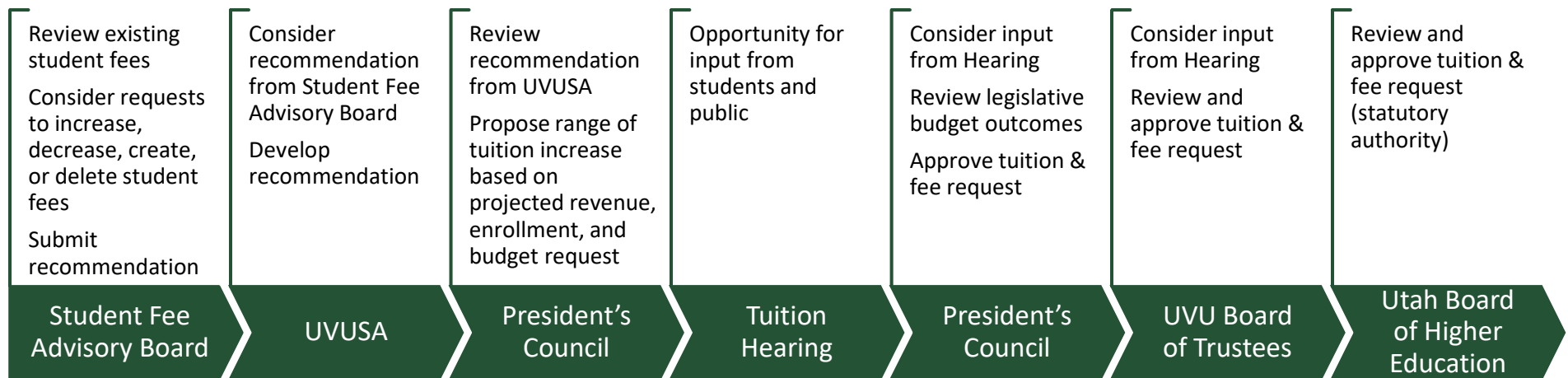
Dependent on legislative action and funding

Legislative session ends on March 1

Purpose	Revenue	Tuition Increase
Compensation & Risk Mgt. Match and Application Fee elimination	\$3,665,600	2.47%
High Demand Program Expansion and Contract Inflation	\$2,151,900	1.45%
Workforce Readiness & Enhancing Student Success and Completion	\$861,300	0.58%
Total	\$6,678,800	4.5%

Questions and Comments





The Utah Board of Higher Education will set UVU's 2024-25 Tuition and Fees during their March 22, 2024, Board Meeting

Details for this virtual meeting will be available at <https://ushe.edu/>