

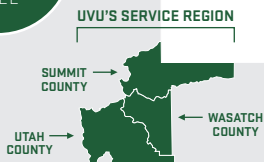
QUICK FACTS 2022

UTAH VALLEY UNIVERSITY



Meeting the
educational
and workforce
needs of our
service region

UVU QUICK FACTS 2022



**1:3 NEW RESIDENTS
AND 1:4 NEW JOBS**
in Utah will be in UVU's service region.

UVU actively plans for Utah's growth:

uvu.edu/vision2030

UVU maintains personalized instruction and provides many options for students:

41,262
FALL 2021 HEADCOUNT

23
AVERAGE CLASS SIZE

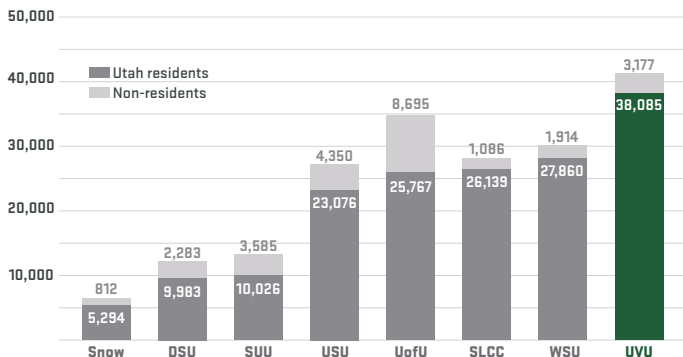
13,266
CONCURRENT ENROLLMENT

22,370
ONLINE ENROLLMENT
(42 online programs)

4,772
HYBRID ENROLLMENT

Business Insider ranked UVU **third in the nation** for the university with the highest return on investment.

FALL 2021 HEADCOUNT BY RESIDENCY



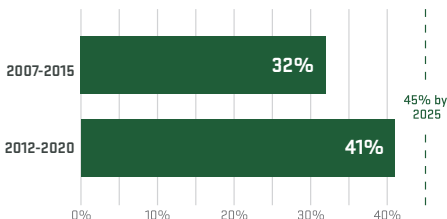
RETENTION AND COMPLETION

UVU is now implementing a new four-year (2019–2022) completion plan that includes initiatives for a first-year advising center, data-driven interventions, pathways, general education, scheduling, faculty development, student communication, and high-impact practices.

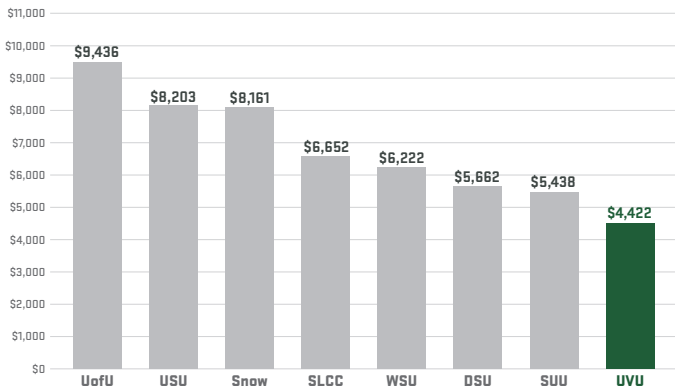
UVU GRADUATION RATE HISTORY

(IPEDS – first-time, bachelor's degree-seeking students completing within eight years). This represents 21% of new incoming students at UVU.

UVU's eight-year graduation rate increased three percentage points in the most recent measurement period.



2019-20 TAX FUNDS PER STUDENT



DUAL-MISSION MODEL

Utah's integrated dual-mission model works by combining the community college and university functions through:

- Open admissions
- Sharing resources
- Sharing faculty
- Sharing infrastructure
- Reducing noninstructional costs
- Eliminating the need for transfer articulation
- Directing more resources to educate students
- Coordinating curriculum



BUDGET PRIORITIES

COMPENSATION AND MANDATORY INCREASES

- 3.5% cost of living adjustment
- Mandatory cost increases to insurance premiums
- Risk management rate increases

PERFORMANCE FUNDING (USHE: \$35M, UVU: \$5.7M)

- Student access and completion (\$1.7M)
- Flexible educational opportunities for timely completion (\$1.1M)
- Digital transformation and cybersecurity (\$600K)
- Healthcare program expansion (\$2.2M)

GROWTH (USHE: \$5M)

- Faculty and instructional or student support staff for high-demand, high-growth programs

CAPITAL FACILITIES

COLLEGE OF ENGINEERING AND TECHNOLOGY BUILDING (\$110M TOTAL, \$80M ASK)

- UVU has raised \$30M from private donors