

ALEKS Testing Information

UTAH VALLEY UNIVERSITY – TESTING SERVICES



What is the ALEKS?

ALEKS PPL (Preparation Placement and Learning) is the math placement tool utilized at UVU to help students learn what course aligns with their current math knowledge. It is also a valuable tool for students to brush up on previous knowledge through assessment and study to regain their math skills leading up to registering for a math course.

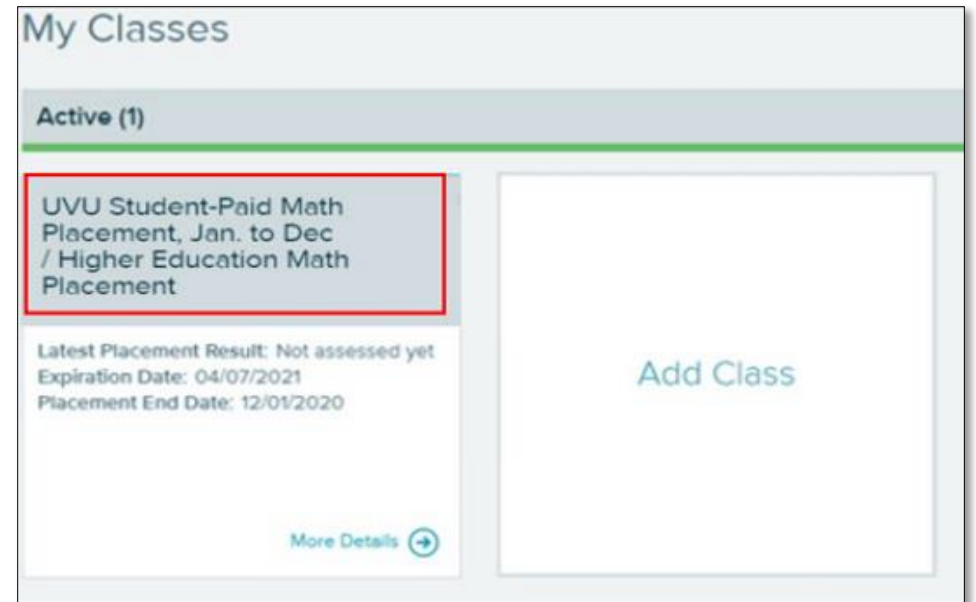
Required for UVU students to place them into Math Classes if their ACT score does not satisfy their major requirements.

Students are encouraged to work in the ALEKS PPL system and take their math placement assessments in the semester before they plan on taking math courses.

Before Your Appointment

If you have not accessed your ALEKS account before through myUVU, you will need to do so and ensure you have an active ALEKS class before your appointment.

Follow the ALEKS Set-Up Guide instructions found on our [website](#). (Click on “ALEKS MATH” and select the “ALEKS Set-Up Guide.”)



Your ALEKS Account

In your ALEKS account, you will have a total of 5 testing attempts.

The first attempt can be taken as a practice or proctored attempt. A practice attempt will not count as an official placement for UVU. Only a proctored attempt, taken at the UVU Testing Center or with an approved UVU proctor, will count as official placement.

The remaining attempts in your account can only be taken as proctor attempts.


After taking your first exam (either practice or proctored), the ALEKS system will generate learning modules designed to help you practice concepts that you missed and ultimately help you to improve your score.

We recommend that you spend some time practicing in the ALEKS system before your proctored exam.

Testing Aids & Time Limit

Scratch paper will be provided to you by the Testing Center. You cannot bring your own.

- ❑ **Personal/outside calculators are NOT allowed.** The only permitted calculator is the calculator imbedded in the ALEKS program. A calculator icon will appear on questions that a calculator is allowed. You may click on the icon to use that calculator only.
- ❑ The time limit on the exam is **2 hours**. If you do not complete the exam within this time limit, your exam will end automatically.



Test Results

After your exam, your scores will be entered into UVU's database within 24 hours.

Questions regrading class placement can be directed to your academic advisor.

Testing Center Location

The Testing Center is located on the northwest rim of UVU's main campus and is housed in a series of trailers labeled the Wolverine Service Center (WS).

The address is:

1165 West 800 South
Orem, UT 84058

Enter through the north entrance of the building and go to WS 104 located in the hall on the left.



Parking Information


A parking permit is required. If you do not already have a parking pass, you have the following options:

- ❑ You can park in one of the white-painted parking stalls in the L9 lot just north of the Testing Center (across the street from the building entrance). You will need to use the pay-by-phone [Passport Phone Application](#) to submit payment on a per-hour basis.
- ❑ You can purchase a \$5.00 Day Pass by contacting UVU Parking Services at 801-863-8188. The Day Pass will allow you to park in any of the stalls (besides the white-painted stalls) in the L9 or L10 lot just north of the Testing Center (across the street from the building entrance). We recommend this option if your test is scheduled for more than 4 hours.

The small lots on the immediate sides of the Wolverine Service building are for Faculty and Employee parking only.

For additional questions regarding parking, please visit the UVU Parking Service website at <https://www.uvu.edu/parking/visitor-parking.html>.

Current and valid school or government ID must be present prior to taking a test.






Power Off Cell Phones/Electronics

- ❑ All cell phones must be powered off and put away prior to receiving a test
- ❑ Any prohibited use of cell phones or electronics during an exam may result in termination of the exam.

Suspicious Behavior

If the proctor sees any markings on you, it will be investigated, and your test may be stopped.

We reserve the right to investigate any suspicious behavior.





Food, Drink, and Restroom Breaks

- ❑ The consumption of food or drink is not allowed in any testing room.
- ❑ If you need to get a drink, snack, or use the restroom raise your hand in the testing room and we will be happy to provide an escort for you.

All testing items must stay in the testing room during breaks.

Personal Items

- ❑ All items or bags brought into the testing center will be placed in a locker and remain there for the duration of the exam.
- ❑ Sunglasses may not be worn while testing.
- ❑ Hats must also be put in a locker.
- ❑ Hoods of any type may not be worn while testing.



During the Exam

- ❑ You may raise your hand to ask a question, however our proctors are not allowed to clarify or help answer test questions
- ❑ The only testing aids permitted will be the ones specified to you at check in.
- ❑ If you have questions or concerns regarding the test aids, be sure to ask before testing.



We reserve the right to alter these policies and procedures at the discretion of management. This information should not be considered as an exhaustive list of all policies and procedures. Further information and documentation is available on our website.