

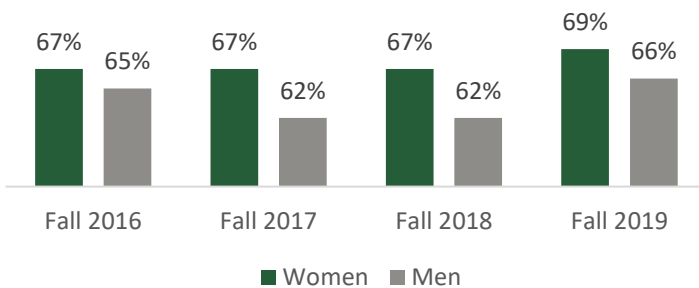
WOMEN STUDENT RETENTION & COMPLETION

EXECUTIVE FACT SHEET – 2021



UVU uses the words “woman/women” as a consistent, respectful, and inclusive way to refer to all persons who identify as women.

Fall Cohort Retention Rate

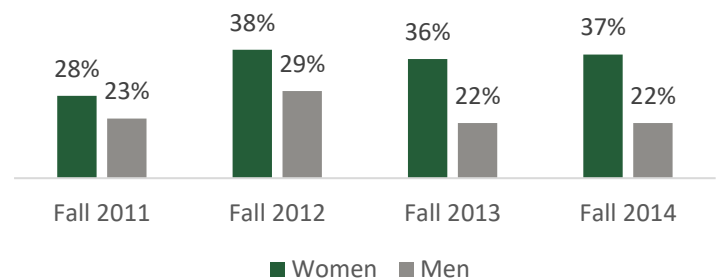


- Women represent an average of 51% of all new students for the last five fall semester cohorts.
- Women students are more likely than their peers to leave school as a result of financial challenges.

- Fall 2020 semester women comprised:
 - 48% of all enrolled students
 - 51% of all enrolled Traditional Students
 - 40% of all enrolled Adult Learners
- While women are retained at higher rates than their male peers, their 6-year graduation rate (37%) remains below the national average of 66%.

6 Year Graduation Rate

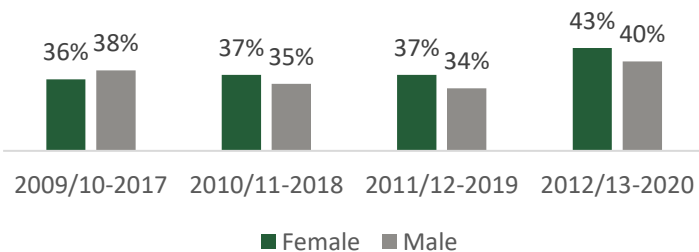
FT-FT-BS Students



- Women in the 2012-13 Outcome Measure cohort had the highest 8-year completion rates in the School of Education (54%) and College of Engineering and Technology (49%).
- Graduation rate of women in the Fall 2012 FT-FT-BS cohort increased by 17% in the 8 Year Outcome Measure.

8 Year Outcome Measure

Percent of Students Completing Any Degree



Retention Rate: Percent of first-time, full-time, bachelor’s degree seeking (FT-FT-BS) students from each fall semester cohort who return the following fall semester.

Graduation Rate: Percent of first-time, full-time, bachelor’s degree seeking (FT-FT-BS) students who graduate within 6 years of initial enrollment.

Outcome Measure: Percent of all new students who graduate with a degree or certification within 8 years of initial enrollment.