

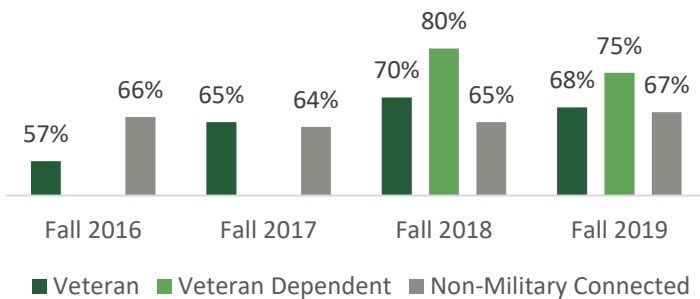
MILITARY CONNECTED STUDENT RETENTION & COMPLETION

EXECUTIVE FACT SHEET – 2021



Military connected students account for veterans, active duty, reserve members, and their dependents.

Fall Cohort Retention Rate



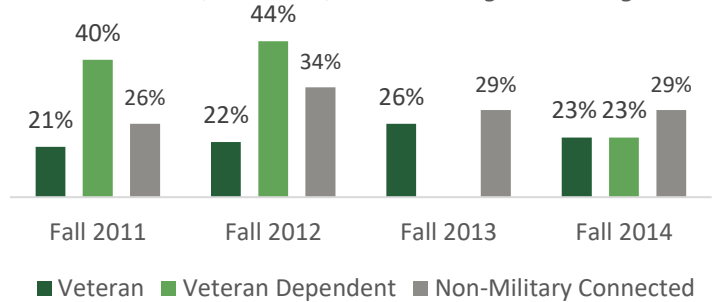
The population of identified veteran students and veteran dependents is often small, resulting in high variability of metrics.

Because of these smaller reported populations, some metrics for veteran dependents have been excluded.

- Veteran students are more likely than their peers to be Adult Learners and/or First-Generation students.
- UVU was awarded Bronze level recognition for Military and Military Spouse friendly institutions in Spring 2021.

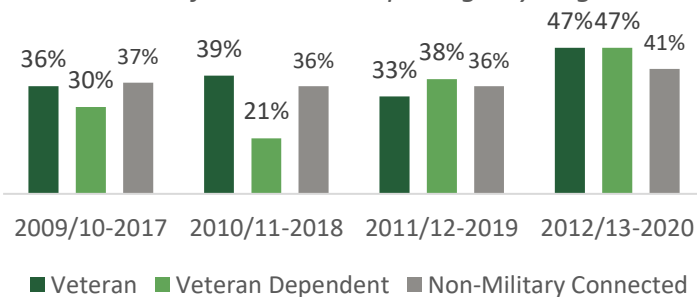
6 Year Graduation Rate

First-Time, Full-Time, Bachelor Degree Seeking



8 Year Outcome Measure

Percent of Students Completing Any Degree



- Veterans in the 2012-13 Outcome Measure cohort had the highest 8-year completion rates in the College of Science (63%) and College of Humanities and Social Sciences (52%).
- Graduation rate of veterans in the Fall 2012 FT-FT-BS cohort increased by 33% in the 8 Year Outcome Measure.

Retention Rate: Percent of first-time, full-time, bachelor's degree seeking (FT-FT-BS) students from each fall semester cohort who return the following fall semester.

Graduation Rate: Percent of first-time, full-time, bachelor's degree seeking (FT-FT-BS) students who graduate within 6 years of initial enrollment.

Outcome Measure: Percent of students who graduate with a degree or certification within 8 years of initial enrollment.