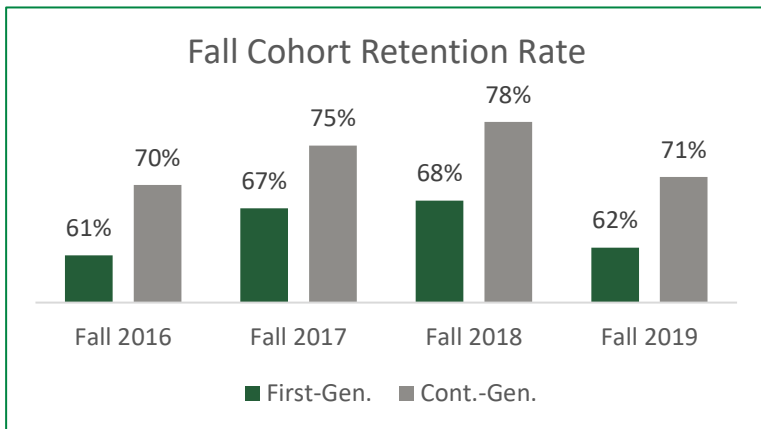


FIRST-GENERATION STUDENT RETENTION & COMPLETION

EXECUTIVE FACT SHEET – 2021

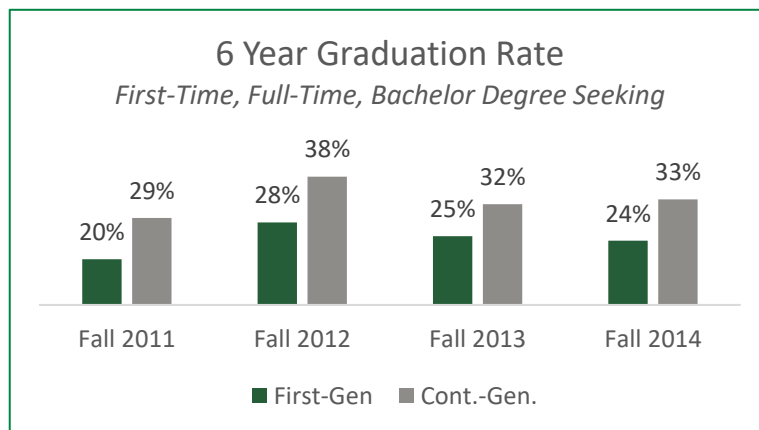


First-Generation students are those of whom neither parent/guardian has completed a U.S. bachelor's degree.

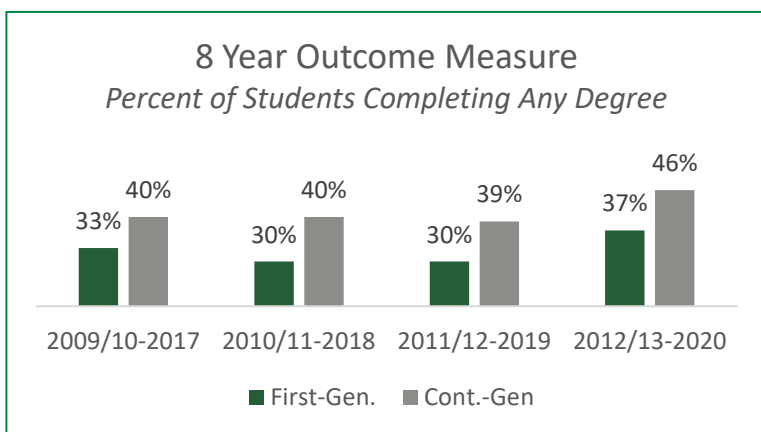


- On average First-Generation students represent 36% of the Fall cohort.
- In the Fall 2020 cohort, 84% of new First-Generation students were Utah residents.

- First-Generation students are 1.7 times more likely to qualify for Pell Grant funding.
- 29% of all enrolled First-Generation students were Students of Color during the Spring 2021 semester. Hispanic students saw the greatest increase of representation (7% to 19%).



- Adult Learners in the 2012-13 Outcome Measure cohort had the highest 8-year completion rates in the College of Science (45%) and School of Education (48%).
- Graduation rate of First-Generation students in the Fall 2012 FT-FT-BS cohort increased by 16% in the 8 Year Outcome Measure.



Retention Rate: Percent of first-time, full-time, bachelor's degree seeking (FT-FT-BS) students from each fall semester cohort who return the following fall semester.

Graduation Rate: Percent of first-time, full-time, bachelor's degree seeking (FT-FT-BS) students who graduate within 6 years of initial enrollment.

Outcome Measure: Percent of all new students who graduate with a degree or certification within 8 years of initial enrollment.