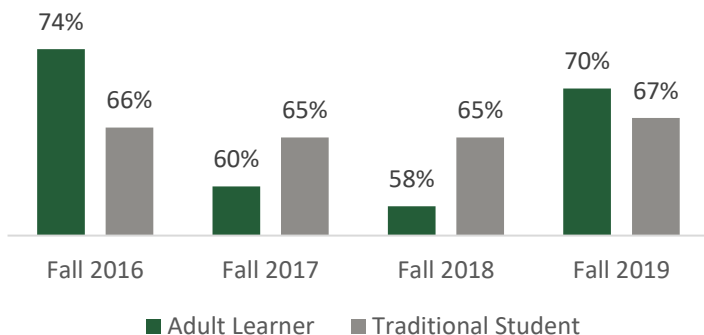


# ADULT LEARNER RETENTION & COMPLETION

## EXECUTIVE FACT SHEET – 2021

Students who are generally 25 years of age and older with intersecting factors shaping their experience, including, but not limited to: delayed enrollment into postsecondary education, part-time enrollment, financial independence, full-time employment as a student, status as a parent or guardian of dependents, military connection, and/or students without a traditional form of a high school diploma (NCES, 2015 - <https://nces.ed.gov/pubs/web/97578e.asp>, Anticol, 2019; Ellis, 2019; Gonzalez, 2019).

### Fall Cohort Retention Rate

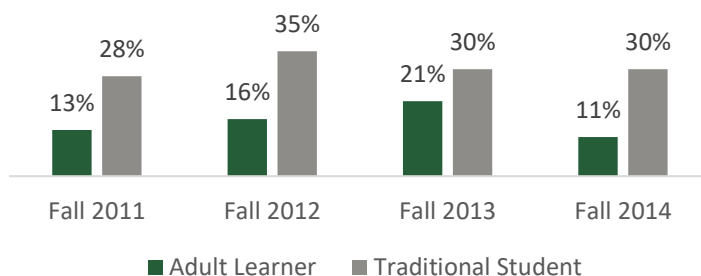


- Adult Learners have represented an average of 11% of all new students for the last five semesters.
- Retention of Adult Learners sees high variability year-to-year. This is often due to external factors not experienced by Traditional Students.

- 22% of all Adult Learners enrolled in Fall 2020 were Students of Color.
- Adult Learners are 2.2 times more likely to be Pell Eligible. This may be in part because they are less likely to be claimed as a dependent.

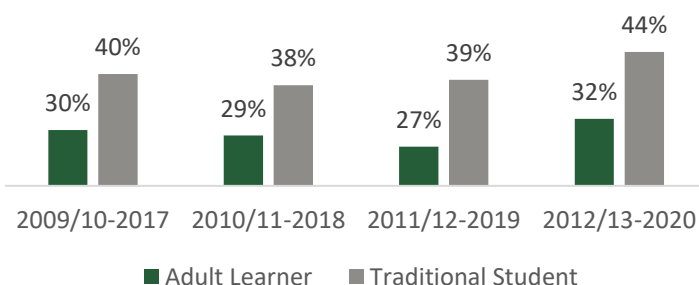
### 6 Year Graduation Rate

*First-Time, Full-Time, Bachelor Degree Seeking*



- Adult Learners in the 2012-13 Outcome Measure cohort had the highest 8-year completion rates in the School of Education (39%) and College of Humanities and Social Science (52%).
- Graduation rate of Adult Learners in the Fall 2012 FT-FT-BS cohort increased by 18% in the 8 Year Outcome Measure.

### 8 Year Outcome Measure



**Retention Rate:** Percent of first-time, full-time, bachelor’s degree seeking (FT-FT-BS) students from each fall semester cohort who return the following fall semester.

**Graduation Rate:** Percent of first-time, full-time, bachelor’s degree seeking (FT-FT-BS) students who graduate within 6 years of initial enrollment.

**Outcome Measure:** Percent of all new students who graduate with a degree or certification within 8 years of initial enrollment.