

ENGL 2010 *Intermediate Writing: Academic Writing and Research*



For Part-Time Instructors:

*This syllabus template is meant to help you build your syllabus for your ENGL 2010 course--in face-to-face or asynchronous online course delivery. Please do not make changes to the text in black. However, **any text in red** should be filled in or altered according to your own policies and preferences. **Please do not delete any sections** (especially the University policy sections towards the end). Font changes or stylistic changes are fine, along with course-appropriate addition of images or quotes.*

*Please delete this section and **any red notes** before posting the syllabus to Canvas.*

It is imperative that as a student, you thoroughly familiarize yourself with the course syllabus. The syllabus includes course policies, course requirements, and other important information about this course.

Instructor Contact Information

Feel free to add additional contact information as desired, but you must use your UVU email address when contacting students—according to UVU Policy 639, Section 5.4.1

Instructor: *Your Name*

Section: *Section Number*

Email: *Your UVU Email Address*

Office Hours: *Office hours are required in order to meet with students as needed; we recommend offering students 1-2 hours per week of reserved time. In face-to-face courses, a 30-minute block before or after class might work well; in online classes, you may make yourself available in Teams or for phone calls at a specific time each week. Please specify your particular availability here and frequently remind students to seek your help.*

Course Description

According to the Utah Valley University catalog, ENGL 2010 emphasizes academic inquiry and research in the humanities and social sciences. ENGL 2010 explores issues from multiple perspectives and teaches careful reasoning, argumentation, and rhetorical awareness of purpose, audience, and genre. ENGL 2010 focuses on critically evaluating, effectively integrating, and properly documenting sources. In addition to major essay assignments, the course may include in-class writing and collaboration, an annotated bibliography, oral presentations, and portfolios.

(Please keep the course catalog description above, but feel free to add a more personalized and detailed course description here underneath.)

Course Outcomes

Upon successful completion of ENGL 2010, students should be able to:

- Identify awareness of audience, purpose, and genre in research-focused writing projects.
- Demonstrate use(s) of reading and writing for inquiry.
- Evaluate and integrate source materials into writing projects.
- Apply knowledge of college-level academic writing and research.

These outcomes must not be altered in any way.

If you'd like to add additional outcomes based on your own pedagogy, you are free to do so. But please offset them from the above list. The above list is from UVU's Courseleaf curriculum system and is now required on all instructor syllabi as is.




Prerequisites and Needed Skills

Course Prerequisites

- Appropriate ACT test scores taken within the last three years or completion of ENGL 1010 or ENGL 101H with a grade of C- or higher, or ENGH 1005 with a grade of C or higher.


Technology Expectations

Include below the particular expectations for your course. Depending on whether your course is face-to-face or online, specify some or all of the following:

- For face-to-face courses: even though most of the course work will occur in the classroom, some vital course content will be housed on the Canvas platform (such as access to the online version of the textbook, assignment submissions, etc.). Online access to the Canvas course content is required.
- Students are expected to regularly check the Canvas course for weekly announcements and other class-related communications from the instructor. A good recommendation is to forward all Canvas communications to a personal email account that students monitor daily.
- Students should thoroughly familiarize themselves with how the Canvas interface works, in terms of communications, checking course deadlines, and viewing instructor's feedback on their work. Of special importance is [setting your notifications](https://community.canvaslms.com/t5/Student-Guide/How-do-I-manage-my-Canvas-notification-settings-as-a-student/ta-p/434)  (<https://community.canvaslms.com/t5/Student-Guide/How-do-I-manage-my-Canvas-notification-settings-as-a-student/ta-p/434>) to receive your instructor's communication in a timely manner.
- Students are expected to have access to a stable Internet connection and a laptop or desktop computer. To be successful in this class, working on one's phone will not be sufficient because the Canvas mobile app offers limited functionality, and small phone screens discourage engaged reading and writing.
- Laptops can be checked out for an entire semester through the UVU Library: [Laptop Checkout](https://www.uvu.edu/studentcomputing/laptopcheckout.html)  (<https://www.uvu.edu/studentcomputing/laptopcheckout.html>).
- Students may complete coursework in computer labs across campus; the webpage [OpenLab Availability](https://www.uvu.edu/studentcomputing/availability.html)  (<https://www.uvu.edu/studentcomputing/availability.html>) provides more information.

Required Textbook

Lunsford, Andrea, et al. *Everyone's an Author*, 4th Edition. W. W. Norton.

ISBN: 1324045108—print and ebooks are available through *Bookmatch* at *myUVU* or directly [through the publisher](https://digital.wwnorton.com/everyone4)  (<https://digital.wwnorton.com/everyone4>).

How This Course Works

Much of this information can be worded in your preferred manner, but please include ALL OF THE FOLLOWING SECTIONS:

Attendance in Face-to-Face Courses

Mention meeting days and times; emphasize that attendance at class meetings is essential for optimal learning outcomes. Specify your specific attendance policy and urge students to let you know ahead of time that they will miss class.

A typical attendance policy of many faculty in the English department is as follows: students are allowed to miss without penalty the equivalent of one week's worth of courses—three absences for a MWF class per semester, or two absences for a TR/MW class. Missing three additional days for a MWF class, or two additional days for a TR/MW class will incur an absence penalty. Missing more than the equivalent of two weeks of class results in failure of the course.

If students miss class, it is their responsibility to find out from classmates what they have missed and to make up that work.)

Online Course Delivery

Explain that your course is asynchronous and provide some details about your expectations for student work. Remind students to check into their Canvas course regularly (at least three or four times a week) and to use the Modules view, rather than the Calendar view.

Late Work Policy

Include your late work policy very clearly. Mention:

- When something is considered late
- Distinctions between different kinds of assignments such as major work versus shorter responses
- The exact nature of the penalty for each increment of lateness (for example, docking a full letter grade for each date late)
- The point at which late work will no longer be accepted

Communication Policies

In this section, explain how you expect to be reached and how you will communicate with students. If you're teaching face-to-face, explain how students should communicate with you outside of class. For example, do you expect all communication through Canvas or email? How long will the wait be for a response to a student email (for example, it should be no longer than 24 hours)?

Classroom Etiquette

In this section, summarize your expectations about behavior and attitudes in a classroom environment. The classroom should be a learning-centered environment in which faculty and students are unhindered by disruptive or disrespectful behavior. Examples of a classroom policy include:

- take responsibility for your education by being willing to listen to others, to ask appropriate questions, and do the work necessary to pass the course
- attend every class
- get to class on time
- do not have private conversations
- turn off notifications on mobile phones
- respect your instructor and your classmates
- come to class prepared

Online Class Etiquette

In this section, outline your expectations about online classroom etiquette and expectations. Examples include:

- In all communications with their peers and the instructor, students are expected to be respectful, to listen carefully, and to avoid personal attacks or rude language.
- Everyone involved is to avoid using sexist, racist, homophobic, or otherwise offensive language.
- Online communication has the potential to cause more misunderstanding than face-to-face interactions; students should keep this limitation in mind and should strive to use clear, detailed, and precise language.

Style, Documentation, and Citation

Briefly mention the style and citation expectations for the majority of the work done in the class (i.e., size of margin borders, line spacing, font, page numbers, MLA or APA citation, etc.). You may also want to mention that these requirements may change based on the rhetorical nature of a specific assignment and that those alterations will be clearly explained in assignment instructions.

Course Grading

Grading Scale:

The following grading standards will be used in this class:

Grade	Percent		Grade	Percent
A	94-100		C	74-76.9
A-	90-93.9		C-	70-73.9
B+	87-89.9		D+	67-69.9
B	84-86.9		D	64-66.9
B-	80-83.9		D-	60-63.9
C+	77-79.9		E	0-59.9

Assignment and Assessment Descriptions

- All instructors must assign the four major papers, as well as the Companion Piece and the Reflection Essay.
- All instructors must assign Reading Responses.
- Online instructors must use Discussions.
- Face-to-face instructors may use Discussions based on their preferences (a Canvas Discussion can be used as an in-class discussion or exercise).
- Include other graded assignments below as needed, as well as grade percentages and short descriptions.

Notes about points:

- The four major papers should be worth between 60% and 70% of the total grade.
- The four major papers should be weighted equally.
- The total points for *all* reading responses cannot exceed 10% of the course.

- The Companion Piece and Reflection Essay should each be worth 5% of the final grade.

Assignment Categories

Reading Responses (points/percentage of grade)

These low-stakes assignments ask you to read specific chapters from the textbook carefully and to complete "essay" responses to those chapters. Responses can be submitted in a number of ways (such as short write-ups, audio recordings, graphic organizers, video responses, etc.). You should demonstrate that you have read the assigned textbook chapters attentively.

Discussions (points/percentage of grade)

This assignment asks you to provide written responses to specific prompts in preparation for upcoming formal papers. These are medium-stakes assignments that require a good amount of time and attention in order to carefully reflect on a variety of relevant topics or short texts. Discussions allow you to reflect upon course subject matter publicly and also to see how fellow classmates feel.

Paper #1: Project Proposal Slideshow (points/percentage of grade)

For this formal assignment, you will propose to me, your instructor, a semester research topic that specifies the exact topic, why it matters (to you and to the world), what you currently know about it, and how you intend to complete the research. The proposal will also set a schedule for the work to be done. You will submit your Project Proposal in the form of a slideshow.

Paper #2: Annotated Bibliography (points/percentage of grade)

This formal assignment is a list of the most relevant and useful articles and sources on your topic. This list will include eight sources, as well as detailed notes about each source in which you will provide an accurate summary of the article and additional information about the type of research conducted, possible biases or limitations, the authors' conclusions, the usefulness of the article, how it compares to the other articles/sources on your list, and how the research will inform your final paper.

Paper #3: Presenting Research Perspectives (points/percentage of grade)

This formal assignment asks you to use the same topic you've already chosen for your research proposal and annotated bibliography to write an essay for a specific, non-academic audience of your choice with the main purpose of informing your readers about three specific sources and their strengths and weaknesses. An Audience Justification Statement explains what audience you chose to target and identifies a few specific rhetorical choices you made to appeal to your readers.

Paper #4: Final Research Paper (points/percentage of grade)

This formal paper asks you to take a position on your topic and present it to an academic audience by supporting it with credible evidence. In this paper, you are entering the academic conversation about your topic and proposing an argument that includes "so what?" as you make a call to action based on the claims you make and the evidence you provide in your paper.

Companion Piece (5% of grade)

In addition to the actual research paper, you will also compose a Companion Piece that repurposes the paper's argument (your position) in a different genre/medium for a different audience (a poster, slideshow/presentation, pamphlet, postcard, website, video, story essay, or any other appropriate "text" of your choice).

Reflection Essay (5% of grade)

This essay offers you the opportunity to take a good look back at your writing this semester and to evaluate it on your own terms. You will carefully chronicle your learning and how this course has shaped your writing and thinking.

Final Grade Distribution **Feel free to add a brief grading philosophy statement.**

Activity	[Percent/Point]
Assignments (four major papers)	

Activity	[Percent/Point]
Companion Piece	
Reflection Essay	
Discussions (in online or hybrid classes)	
Reading Responses	
Exams (if applicable)	
Presentations (if applicable)	

Course Schedule

Assign deadlines for each assignment, graded activity, and other course events.

Canvas automatically generates a course schedule at the bottom of this Syllabus page. It is recommended that students do not use this course schedule to jump to individual assignments; rather, students should use the module view in Canvas to read course content and complete assignments as they are presented in each weekly module.

UVU Policies

Student Care

The university has consolidated many student resources onto a single page.

[StudentCare](https://www.uvu.edu/studentcare/)  (<https://www.uvu.edu/studentcare/>)



[\(https://www.uvu.edu/studentcare/\)](https://www.uvu.edu/studentcare/)

Student Rights and Accountabilities

On its page "[Student Rights and Accountabilities,](https://www.uvu.edu/studentconduct/students.html)" (<https://www.uvu.edu/studentconduct/students.html>) UVU specifies that all UVU students are expected to conduct themselves in an appropriate manner acceptable at an institution of higher learning. All students are expected to obey the law, to perform contracted obligations, to maintain absolute integrity and high standards of individual honesty in academic work, and to observe a high standard of conduct for the academic environment.

The Student Rights and Responsibilities Code, or Code of Conduct, outlines for students what they can expect from the University and what the University expects of them.

Students should review their Rights and Responsibilities. [The Student Code of Conduct](#) (<https://policy.uvu.edu/getDisplayFile/5bedd0ef7b23736d542192e3>) also outlines the process for academic appeals and appeals related to misconduct and sanctions.

Plagiarism

As explained in UVU's [Student Rights and Accountabilities](#) (<https://www.uvu.edu/studentconduct/students.html>) page, all students are expected "to maintain absolute integrity and high standards of individual honesty in academic work, and to observe a high standard of conduct for the academic environment." Under such expectations, the UVU English department views plagiarism as a serious offense that does not align with the university's mission and values. Our expectation is that every student's work will be their own and use outside sources in a manner that consistently gives proper credit to those sources through established academic conventions.

Plagiarism has occurred if you:

- Use the exact wording of another author or source in such a manner that it appears to be your own, regardless of the form in which those words originally appeared (e.g. a book, article, lecture, web site, speech, graphic, or any other form such as an AI text generator)
- Paraphrase (put into your own words) another author's wording in a manner where the language and/or syntax is too similar to the original passage and is not properly cited
- Fail to clearly acknowledge the partial or full authorship of someone else when submitting work
- Fail to cite or quote textual resources properly, despite the instructor's attempts at educational intervention
- Fabricate false information that is not corroborated by the actual research used on a writing project
- Have someone else, paid or otherwise, write your paper or use a paper mill site that contains ready-to-use papers written by other people
- Generate and submit a paper using artificial intelligence, such as ChatGPT

While the above actions can happen with intentionality to deceive, plagiarism can also happen accidentally (due to careless resource use, not using proper citation methods, and not understanding the conventions of our chosen style guide). Though intentional vs accidental is often a judgment call for an instructor, it's important to note that accidental plagiarism is still plagiarism—a serious need to address the incident arises regardless. Though the resulting consequences may vary based on the degree of intentionality, any form of plagiarism will be addressed with equal seriousness.

The UVU English department is also keeping up with artificial intelligence chat bots such as ChatGPT. Believing the technology is here to stay, and will only grow, we feel it's important to understand both its strengths and limitations. AI is already proving its usefulness in brainstorming writing ideas, simplifying complex topics, and performing rudimentary research. We believe AI is a tool with potential usefulness for writers. However, AI is also fraught with serious issues. It possesses accuracy problems while simultaneously sounding very confident about its incorrectness. It also frequently generates fake citations and quotations. It cannot understand the complexities and contexts of human communication. Finally, the way AI is trained on other texts poses several ethical questions about copyright and intellectual theft of property (along with uncritically inheriting the biases of the texts it's trained on).

To be clear, copying the exact wording of an AI chatbot is considered plagiarism and means that a student will be held accountable for violating academic integrity. Although many citation guides are already presenting ways to properly use and cite AI, we do not currently believe that citing AI in your work is in line with the standards of academic writing that value knowing the exact author(s) or sources that informed your writing.

If you are suspected of plagiarism, the first step will always be a conversation with your instructor (in-person or via Teams). If the infraction is very minor or clearly unintentional, there may be no sanctions at all. However, a lowered grade and/or the chance to

revise the paper may also be possible. In more serious cases, the assignment may receive an automatic zero.

The most serious infractions may lead to your instructor filing an incident report with the Student Conduct office. In this scenario, you have the right to appeal the report with the English department chair. Regardless of the chair's decision, the incident report remains a part of your permanent record. If you are unhappy with the chair's ruling, you then have the right to file an appeal with the Dean. The Dean's decision on the matter will be final.

Accessibility Services

Utah Valley University strives to create an environment of access and inclusion for all students. Students who need accommodations due to a disability may contact the UVU [Office of Accessibility Services \(https://www.uvu.edu/accessibility-services/\)](https://www.uvu.edu/accessibility-services/) (OAS) at [accessibilityservices@uvu.edu \(mailto:accessibilityservices@uvu.edu\)](mailto:accessibilityservices@uvu.edu) or 801-863-8747. OAS is located on the Orem Campus in LC 312.

Religious Accommodations

UVU values and acknowledges a wide range of faiths and religions as part of our student body and, as such, provides accommodations for students. Religious belief includes the student's faith or conscience as well as the student's participation in an organized activity conducted under the auspices of the student's religious tradition or religious organization. The accommodations include reasonable student absences from scheduled examinations or academic requirements if they create an undue hardship for sincerely held religious beliefs. For this to occur, the student must provide a written notice to the instructor of the course for which the student seeks said accommodation prior to the event.

The UVU campus provides an interfaith [Reflection Center \(https://www.uvu.edu/interfaith/reflectioncenter/index.html\)](https://www.uvu.edu/interfaith/reflectioncenter/index.html), a place for meditation, prayer, or other forms of individual religious or spiritual expression.


Documents: Guidelines For the [Accommodation of Sincerely Held Religious Beliefs \(https://www.uvu.edu/facultyrelations/docs/guidelines-for-the-accommodation-of-sincerely-held-religious-beliefs-and-practices.pdf\)](https://www.uvu.edu/facultyrelations/docs/guidelines-for-the-accommodation-of-sincerely-held-religious-beliefs-and-practices.pdf) and [Practices Student Religious Accommodation Request Form. \(https://www.uvu.edu/interfaith/docs/religiousaccommodationsrequestform.pdf\)](https://www.uvu.edu/interfaith/docs/religiousaccommodationsrequestform.pdf)

Student Grievances















Sometimes students experience misunderstandings or grievances that require assistance or intervention. The [Ombuds \(https://www.uvu.edu/ombuds/\)](https://www.uvu.edu/ombuds/) office offers support in such instances as academic complaints and conflicts, grading procedure disputes, mediation of interpersonal conflicts, university policies and procedures, housing disagreements, student/faculty disagreements, or policy issues and rights violations. In order to serve as a mediator, as opposed to an advocate, the Ombuds neutrally and objectively listens to all problems and serves as a resource in difficult situations. To speak with or meet with the Ombudsman, you may also contact Shawn Nielsen (Administrative Support) at 801-863-8952 or [SNielsen@uvu.edu \(mailto:SNielsen@uvu.edu\)](mailto:SNielsen@uvu.edu) (email preferred).


Technology Support Services


For 24/7 technical support, contact [Instructure's Canvas Support Live Chat \(https://cases.canvaslms.com/liveagentchat?chattype=student&sfid=001A00000085cNxIAI\)](https://cases.canvaslms.com/liveagentchat?chattype=student&sfid=001A00000085cNxIAI)

 (385) 204-4930 (Available 24/7)

Course Summary:

Date	Details	Due
	 Canvas Tour (https://uvu.instructure.com/courses/582395/assignments/6858060)	
	 Discussion - Changing Rhetorical Situations (https://uvu.instructure.com/courses/582395/assignments/6858056)	
	 Discussion - Evaluating Sources for Quality and Reliability (https://uvu.instructure.com/courses/582395/assignments/6920314)	
	 Discussion - Introductions and Argument Clinic (https://uvu.instructure.com/courses/582395/assignments/6858055)	
	 Discussion - Logos, Ethos, Pathos in Visual Arguments (https://uvu.instructure.com/courses/582395/assignments/6858054)	
	 Discussion - Thinking About Audience and Style (https://uvu.instructure.com/courses/582395/assignments/6858058)	
	 Discussion - What's Wrong with This Quotation? (https://uvu.instructure.com/courses/582395/assignments/6858059)	
	 Discussion - Workshop to Begin Drafting Annotations (https://uvu.instructure.com/courses/582395/assignments/6858053)	
	 Peer Review - Final Research Paper (https://uvu.instructure.com/courses/582395/assignments/6858062)	
	 Peer Review - Presenting and Evaluating Three Sources for a Non-Academic Audience (https://uvu.instructure.com/courses/582395/assignments/6858063)	
	 Plagiarism Tutorial : Understanding and Avoiding Plagiarism (https://uvu.instructure.com/courses/582395/assignments/6909110)	
	 Reading Response - Chapter 13 (https://uvu.instructure.com/courses/582395/assignments/6858064)	
	 Reading Response - Chapter 18 (https://uvu.instructure.com/courses/582395/assignments/6858065)	


 [Reading Response - Chapter 19](https://uvu.instructure.com/courses/582395/assignments/6858066)
(<https://uvu.instructure.com/courses/582395/assignments/6858066>)

 [Reading Response - Chapter 20](https://uvu.instructure.com/courses/582395/assignments/6858067)
(<https://uvu.instructure.com/courses/582395/assignments/6858067>)

 [Reading Response - Chapter 22](https://uvu.instructure.com/courses/582395/assignments/6858069)
(<https://uvu.instructure.com/courses/582395/assignments/6858069>)


 [Reading Response - Chapter 24](https://uvu.instructure.com/courses/582395/assignments/6858068)
(<https://uvu.instructure.com/courses/582395/assignments/6858068>)

 [Reading Response - Chapter 25](https://uvu.instructure.com/courses/582395/assignments/6858070)
(<https://uvu.instructure.com/courses/582395/assignments/6858070>)

 [Reading Response - Chapter 26](https://uvu.instructure.com/courses/582395/assignments/6858071)
(<https://uvu.instructure.com/courses/582395/assignments/6858071>)

 [Reading Response - Chapter 27](https://uvu.instructure.com/courses/582395/assignments/6858072)
(<https://uvu.instructure.com/courses/582395/assignments/6858072>)


 [Reading Response - Chapter 28](https://uvu.instructure.com/courses/582395/assignments/6858073)
(<https://uvu.instructure.com/courses/582395/assignments/6858073>)


 [Reading Response - Chapter 3](https://uvu.instructure.com/courses/582395/assignments/6858075)
(<https://uvu.instructure.com/courses/582395/assignments/6858075>)

 [Reading Response - Chapter 32](https://uvu.instructure.com/courses/582395/assignments/6858076)
(<https://uvu.instructure.com/courses/582395/assignments/6858076>)

 [Reading Response - Chapter 22](https://uvu.instructure.com/courses/582395/assignments/6858077)
(<https://uvu.instructure.com/courses/582395/assignments/6858077>)


 [Reading Response - Chapter 5](https://uvu.instructure.com/courses/582395/assignments/6858078)
(<https://uvu.instructure.com/courses/582395/assignments/6858078>)

 [Reading Response - Chapter 6](https://uvu.instructure.com/courses/582395/assignments/6858079)
(<https://uvu.instructure.com/courses/582395/assignments/6858079>)

 [Reading Response - Chapter 7](https://uvu.instructure.com/courses/582395/assignments/6858080)
(<https://uvu.instructure.com/courses/582395/assignments/6858080>)


 [Reading Response - Chapter 8](https://uvu.instructure.com/courses/582395/assignments/6920207)
(<https://uvu.instructure.com/courses/582395/assignments/6920207>)


 [Reading Response - They Say/I Say](https://uvu.instructure.com/courses/582395/assignments/6919834)
(<https://uvu.instructure.com/courses/582395/assignments/6919834>)


 [Reading Response - They Say/I Say, Chapter 10](https://uvu.instructure.com/courses/582395/assignments/6858081)
(<https://uvu.instructure.com/courses/582395/assignments/6858081>)

 [Reading Response - They Say/I Say, Chapter 6](https://uvu.instructure.com/courses/582395/assignments/6858082)
(<https://uvu.instructure.com/courses/582395/assignments/6858082>)


 [Submit Final Research Paper Draft For Instructor Feedback](https://uvu.instructure.com/courses/582395/assignments/6858083)
(<https://uvu.instructure.com/courses/582395/assignments/6858083>)


 [Submit for Instructor Feedback - Presenting and Evaluating Three Sources for a Non-Academic Audience \(Optional\)](https://uvu.instructure.com/courses/582395/assignments/6858084)
(<https://uvu.instructure.com/courses/582395/assignments/6858084>)


 [Visiting UVU's Writing Center In-Person or Virtually](https://uvu.instructure.com/courses/582395/assignments/6858086)
(<https://uvu.instructure.com/courses/582395/assignments/6858086>)

 [Writing Assignment - Annotated Bibliography](https://uvu.instructure.com/courses/582395/assignments/6858087)
(<https://uvu.instructure.com/courses/582395/assignments/6858087>)


 [Writing Assignment - Companion Piece](https://uvu.instructure.com/courses/582395/assignments/6858088)
(<https://uvu.instructure.com/courses/582395/assignments/6858088>)

 [Writing Assignment - Final Research Paper](https://uvu.instructure.com/courses/582395/assignments/6858089)
(<https://uvu.instructure.com/courses/582395/assignments/6858089>)

 [Writing Assignment - Presenting and Evaluating Three Sources for a Non-Academic Audience](https://uvu.instructure.com/courses/582395/assignments/6858090)
(<https://uvu.instructure.com/courses/582395/assignments/6858090>)

 [Writing Assignment - Project Proposal Slideshow](https://uvu.instructure.com/courses/582395/assignments/6858057)
(<https://uvu.instructure.com/courses/582395/assignments/6858057>)

 [Writing Assignment - Reflection Essay](https://uvu.instructure.com/courses/582395/assignments/6858091)
(<https://uvu.instructure.com/courses/582395/assignments/6858091>)

 [Writing Exercise - Brainstorming your Research Interests](https://uvu.instructure.com/courses/582395/assignments/6858092)
(<https://uvu.instructure.com/courses/582395/assignments/6858092>)

 [Writing Exercise - Outlining Your Paper](https://uvu.instructure.com/courses/582395/assignments/6858093)
(<https://uvu.instructure.com/courses/582395/assignments/6858093>)