

In Summer 2024, Institutional Engagement and Effectiveness attempted to contact all students who were attending summer semester. This survey was sent by email and was open from July 25 to August 11. Of the 11,417 students we attempted to contact, we received responses from 1,358 (11.9% response rate) and completed surveys from 1,234 (10.8% completion rate). The margin of error for results in this report is 2.6%. For more information contact Taylor Lovell (TLovell@uvu.edu).

Key Findings

- Most popular reasons why students take summer classes:
 - Stay on track to graduate – 58.4%
 - Graduate early – 48.9%
 - More time during summer to take classes – 18.1%
- Preference for class delivery methods:
 - Online only – 78.8%
 - Hybrid – 56.6%
 - In-person only – 55.3%
- Most popular UVU-related reasons for taking less than 12 credits:
 - Offerings of specific classes – 35.5%
 - Shortened class schedule – 30.8%
 - Class difficulty – 28.6%

Table of Contents

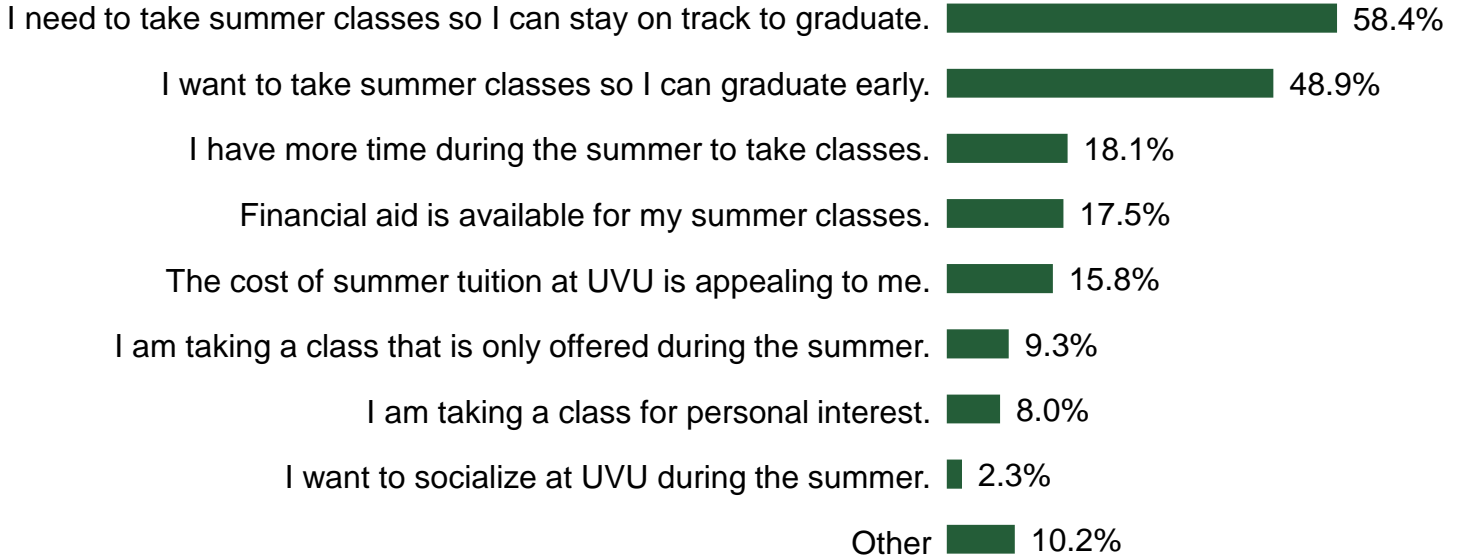
2	Reasons to Take Summer Classes
2	Class Delivery Method Preferences
3	Class Time Preferences
4	Satisfaction with Class Offerings
5	Taking Less Than 12 Credits

UVU employees can further explore these results at the link below:

<https://tableau.uvu.edu/views/SummerStudentSurveyDashboard/Reasons>

“Which of the following reasons to take summer classes are true for you?”

Multiple Responses Allowed, n = 1,357



288 students (21.2%) said both “stay on track to graduate” and “graduate early.”

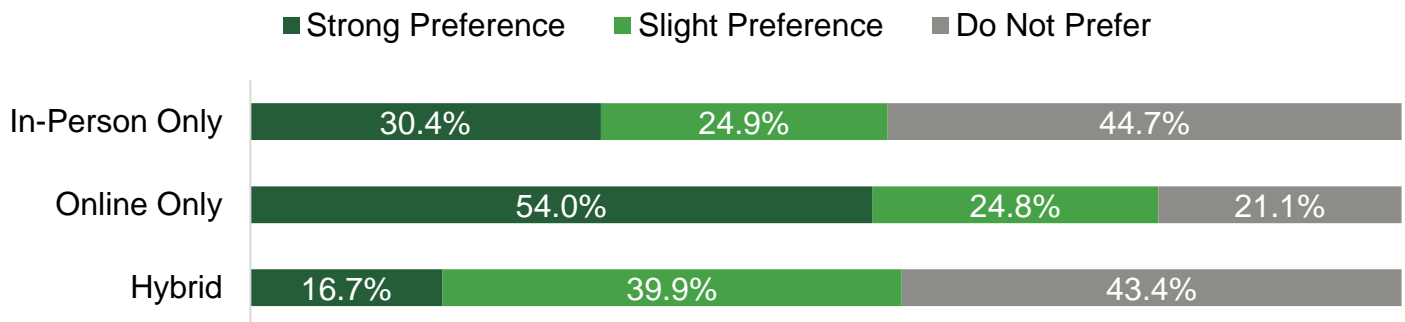
Most Popular “Other” Responses

n = 137

- My program requires summer classes. (25.5%)
- I am taking care of prerequisites or generals. (13.9%)
- I prefer the block class schedule. (10.2%)
- I am doing an internship or study abroad. (9.5%)

“How much do you prefer each of the following delivery methods for classes taken during summer?”

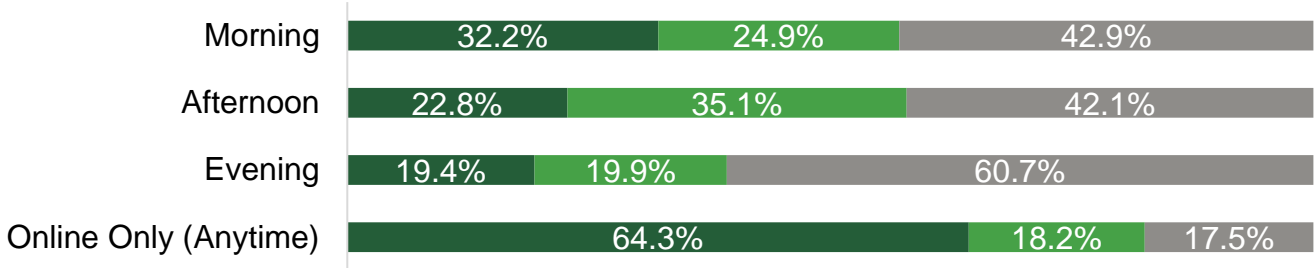
n = 1,301



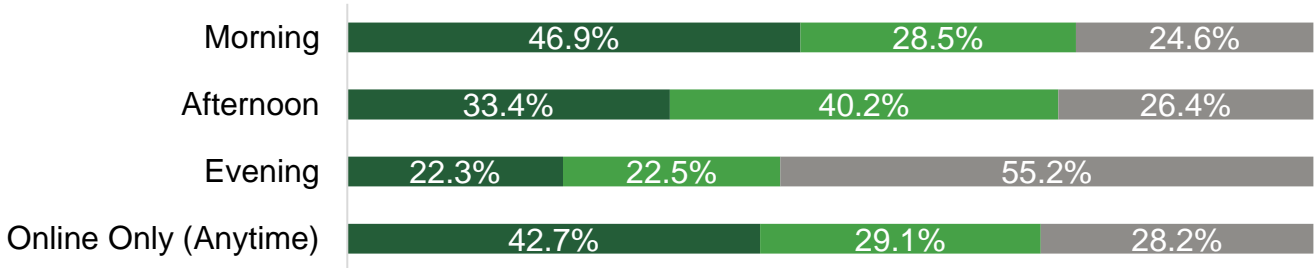
“How much do you prefer each of the following class times for classes taken during summer?”

■ Strong Preference ■ Slight Preference ■ Do Not Prefer

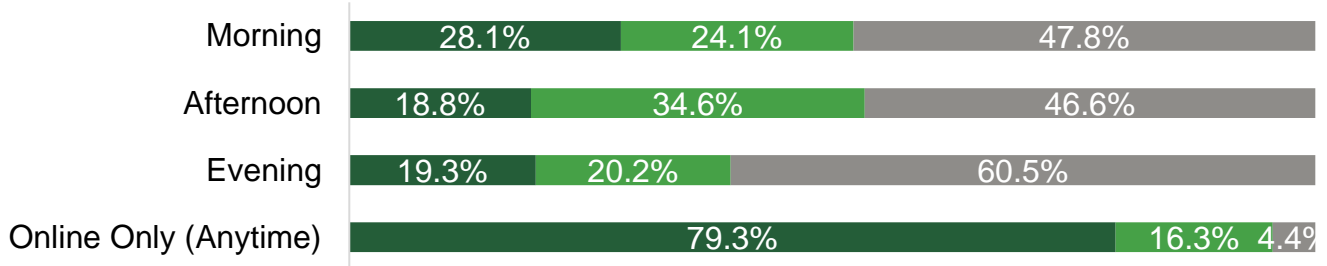
All Students, n = 1,295



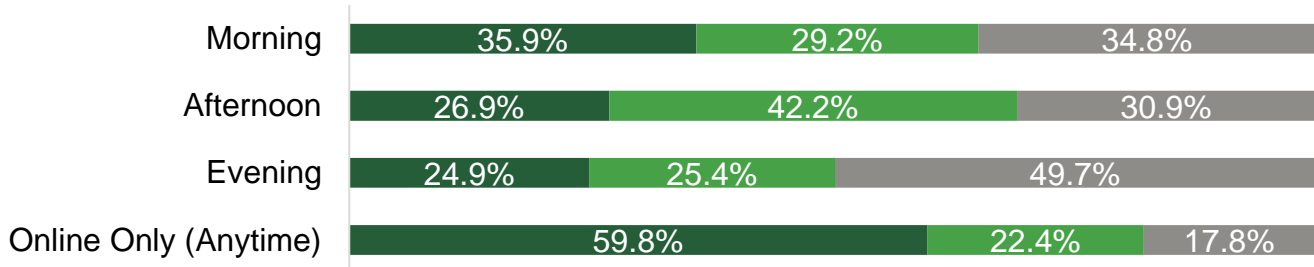
In-Person Delivery Method Preference, n = 716



Online Delivery Method Preference, n = 1,021

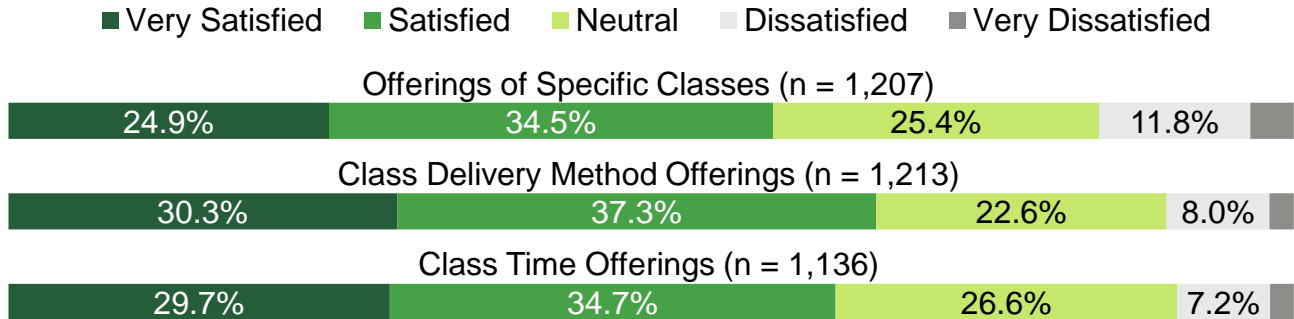


Hybrid Delivery Method Preference, n = 732



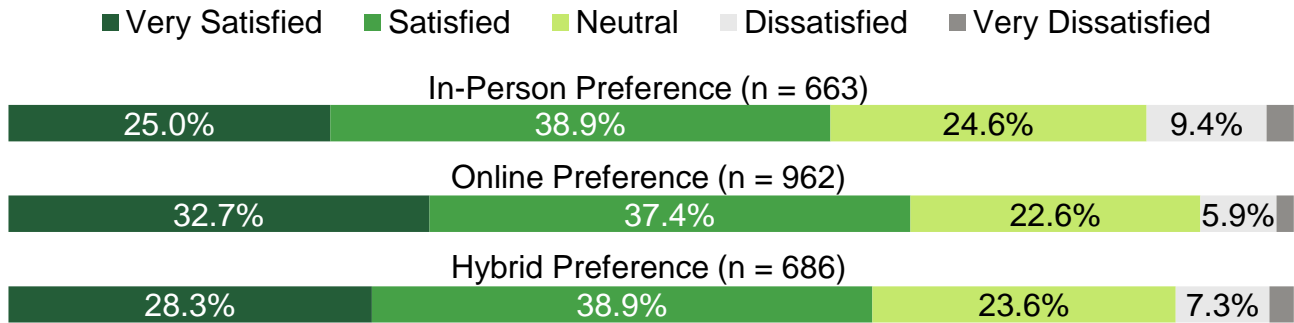
"How satisfied are you with each of the following during summer at UVU?"

Excludes "Does Not Apply"



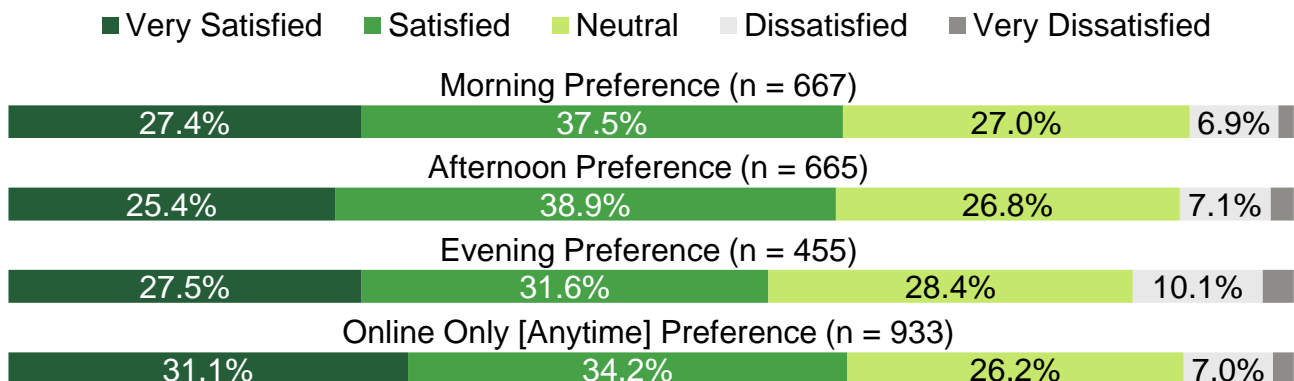
Satisfaction with Class Delivery Method Offerings by Preference for Class Delivery Method

Excludes "Does Not Apply"



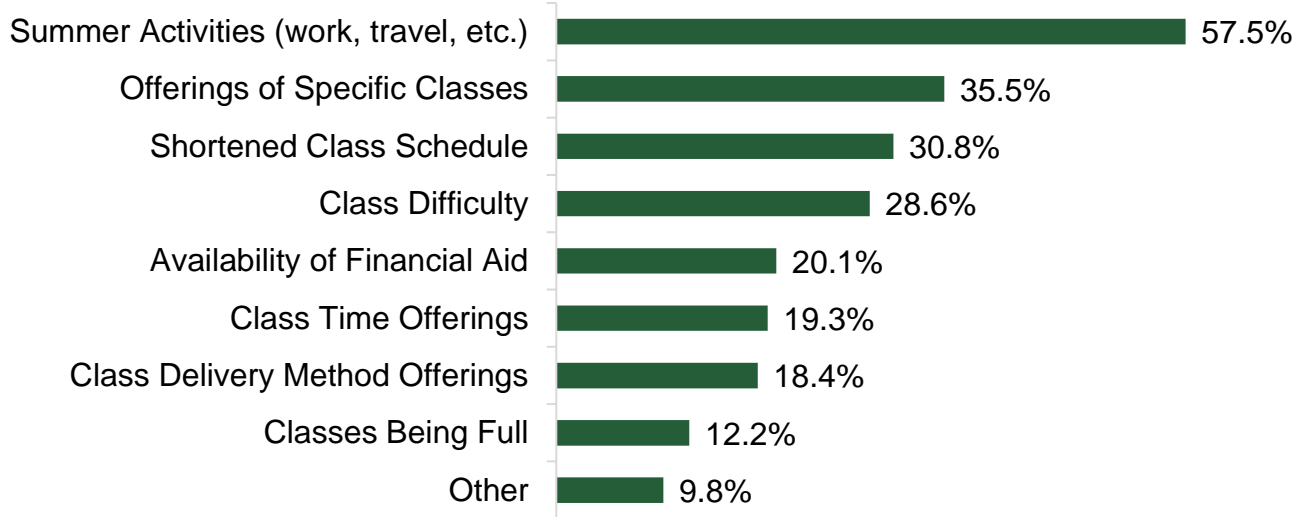
Satisfaction with Class Time Offerings by Preference for Class Time

Excludes "Does Not Apply"



“Did any of the following impact your decision to take less than 12 credits this summer?”

Only asked of students who took less than 12 credits this summer. Multiple Responses Allowed, n = 880



Most Popular “Other” Responses

n = 80

- I only took what my program required. (47.5%)
- I wanted a light class load during the summer. (13.8%)
- I have children at home to take care of. (11.3%)