

Effectiveness of UVU Campus Police as Perceived by Students

Connor Barton, Alma Moreno,
Brittney Clark

Group 1 – Spring 2019 – CJ 4990



A black and white portrait of a young woman with long dark hair, wearing a dark zip-up jacket with a small circular logo on the left chest. She is looking directly at the camera with a slight smile.

IN MEMORIAM
Lauren
McCluskey
1997-2018

Research Question

- Our research question is the result of the Lauren McCluskey case that occurred at the University of Utah in October of 2018.
- After this particular incident, we were interested in how students at our own school (UVU) perceive their safety and campus police.
- **How do Utah Valley University students perceive campus police and their effectiveness?**

What Do We Mean By Effectiveness...?

CONNECT

Find something in common

RESPECT

Everyone does what they believe is right

PROTECT

Keep everyone safe



Discussion of Literature Review

- There was a substantial lack of literature concerning our specific topic, however there is a large amount of somewhat related law enforcement studies.
- As a result of this lack of literature, we looked at studies involving student perceptions of law enforcement in general as well as the legitimacy of college campus police.

Research Design

- We decided that an anonymous survey would be the most efficient way to collect student opinions on the topic.
- In order to collect sufficient data we discussed potential topics and areas that we wanted the survey questions to address. These included:
 - Demographic questions
 - Questions to see how students interact with campus police and
 - Students general feeling(s) of safety on campus



Research Design Cont.

- The major problem we encountered once our survey was sent out was:
 1. The initial lack of response, followed by
 2. A lack of detailed responses to open ended questions.
- We attempted to bolster our response rate by performing “on the street” surveys in which we provided a physical copy of a QR code that would link to the survey. Despite our best efforts, this was largely inefficient.



The Survey

- The sample size for our survey was **500** students, the max that is allowed by the Institutional Research and Information (IRI) organization.
- Of those 500, we received a total of **73 responses**.
- We were originally hoping to receive a minimum of 50 responses, so we were pleasantly surprised to receive more than this expectation.
- In order to get as many responses as possible, a reminder email was sent out to participants every three days for nine days total.

Just a
Friendly
Reminder

Email 
Reminder

DATA

- Students Status:

- Full Time Students: 57 (82%)
- Part Time Students: 12 (17%)

- Class Attendance:

- On Campus: 52 (91%)
- Online: 5 (8%)

- Primary Campus:

- Main Campus: 48 (94%)
- UVU West: 1 (2%)
- Other: 2 (4%)

- Years Attending:

- **< 1 year: 14 (27%)**
- 1 year: 6 (11%)
- 2 years: 12 (24%)
- 3 years: 10 (20%)
- 4+ years: 9 (18%)

- Days Per Week on Campus

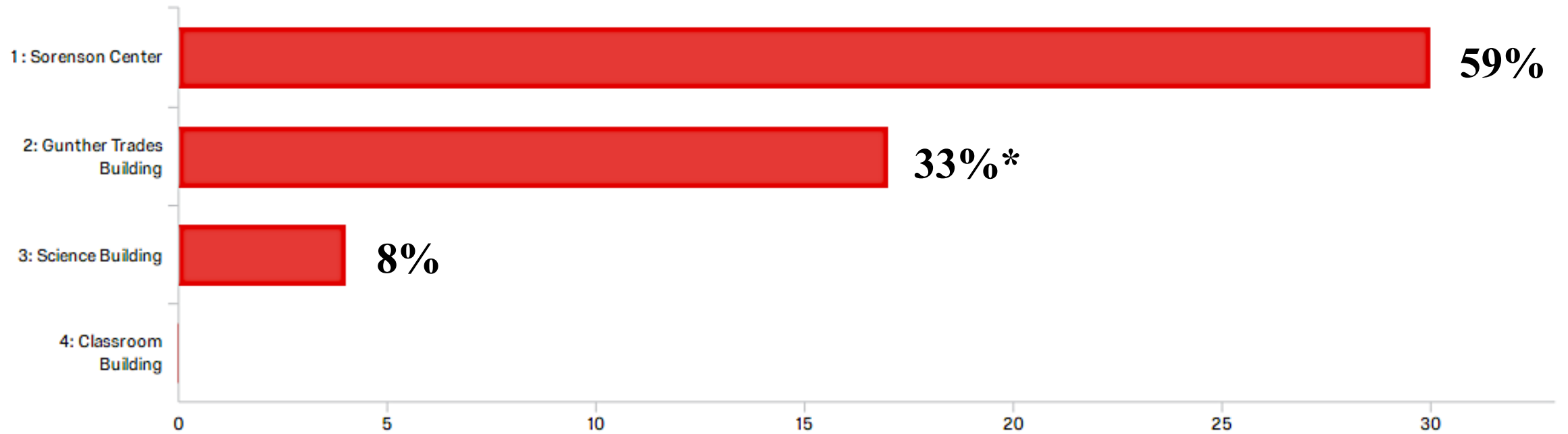
- 2 days: 10 (20%)
- 3 days: 6 (12%)
- 4 days: 9 (18%)
- **5 days: 22 (43%)**
- 6 days: 4 (8%)

DATA CONT.

- Gender:
 - 20 Male
 - **28 Female**
 - 2 Prefer not to answer
- Race Ethnicity:
 - **46 White**
 - 2 Asian
 - 1 Other
- Age
 - 18 years – 3
 - 19 years – 7
 - 20 years – 5
 - **21 years – 9**
 - 22 years – 8
 - 23 years – 5
 - 24 years – 2
 - 25 years – 3
 - 26 years – 2
 - 27 years – 1
 - 29 years – 1
 - 30 years – 1

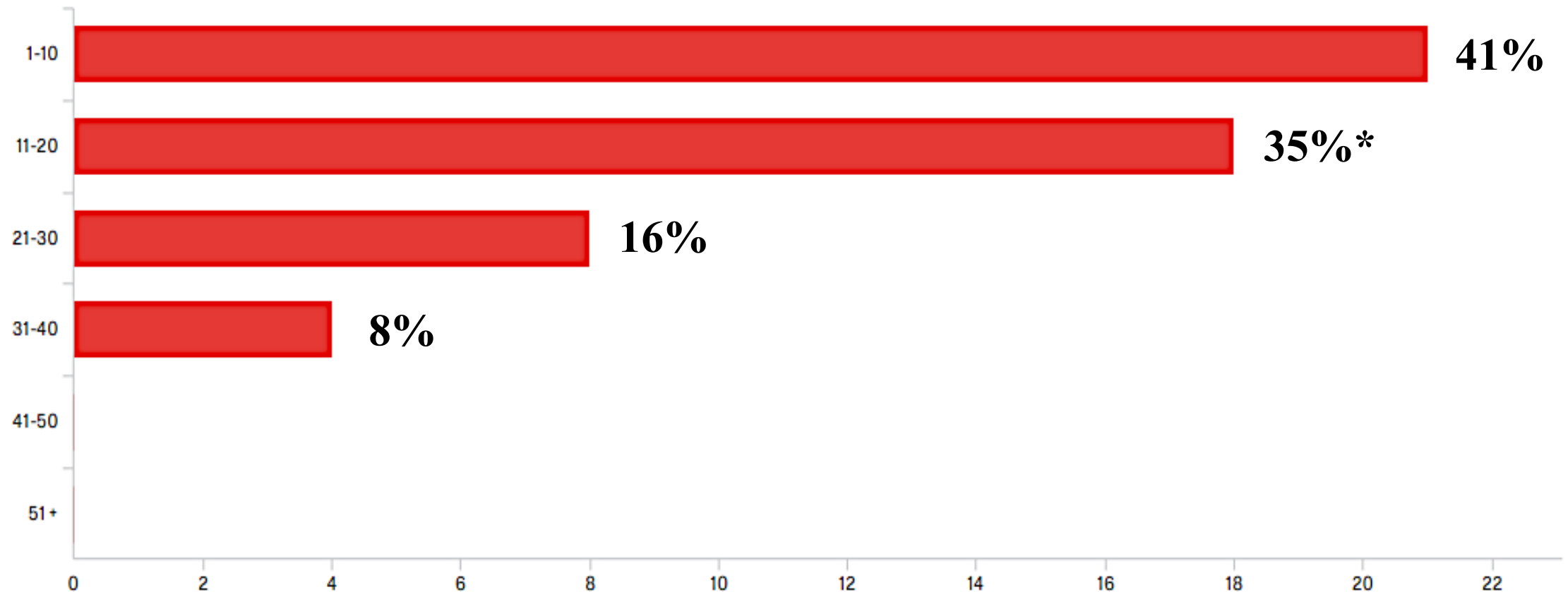
Survey Questions Results

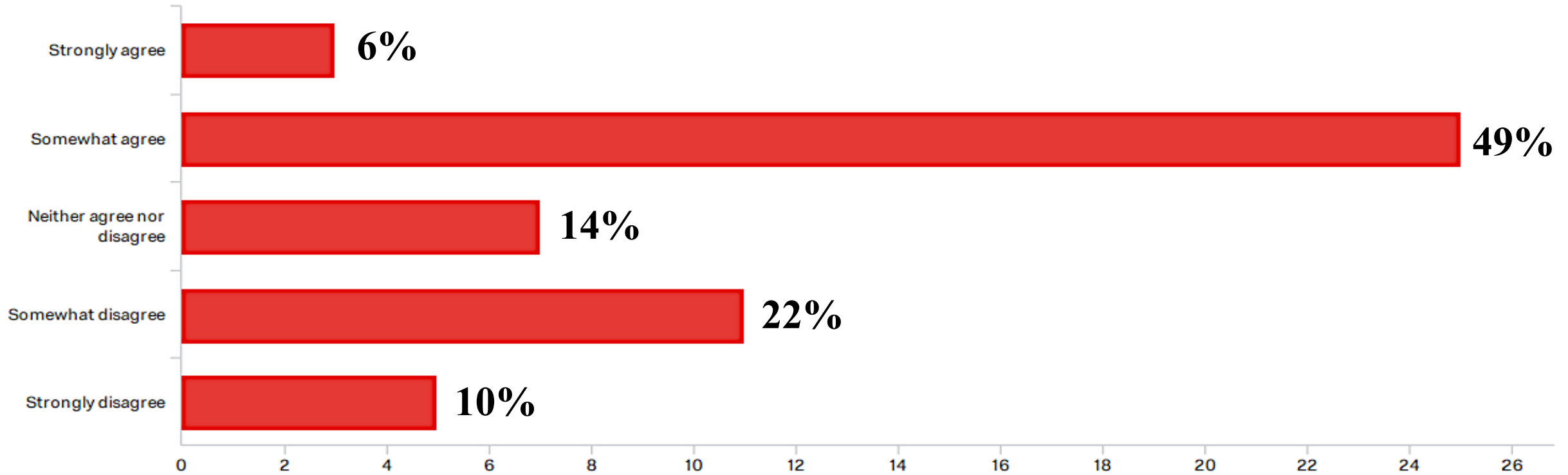
Where is the Campus Police Office Located?



(* Indicates the correct answer(s))

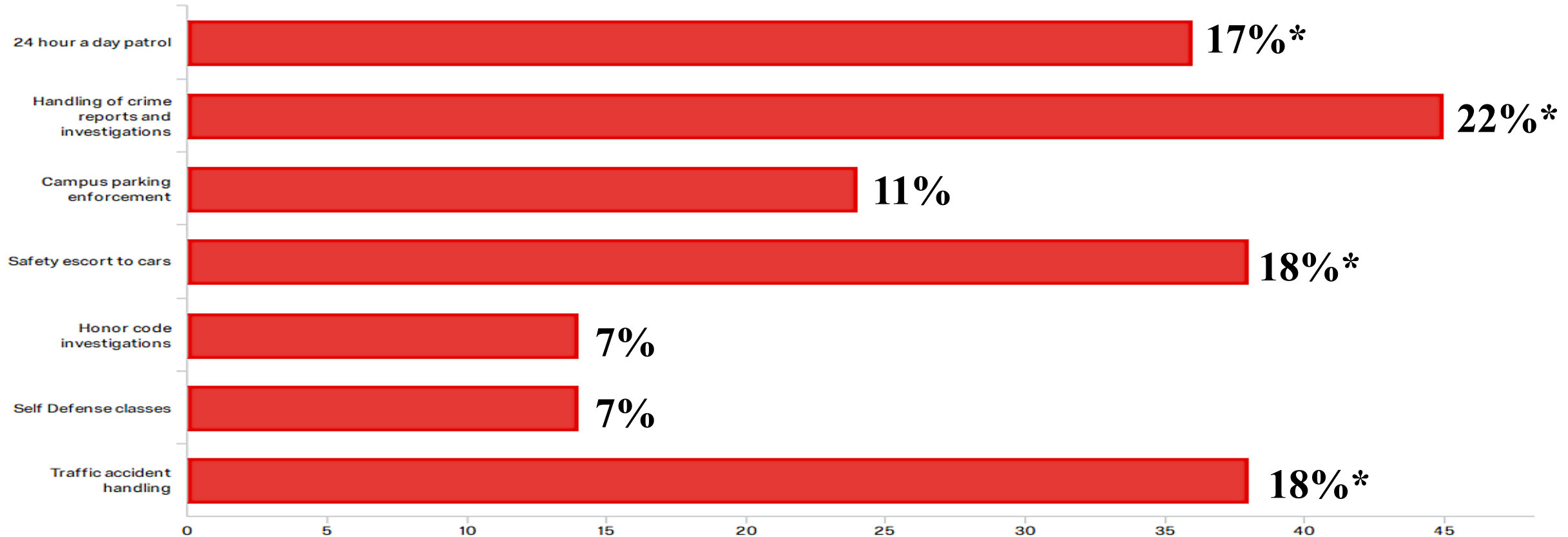
How Many Officers Make Up Campus Police?



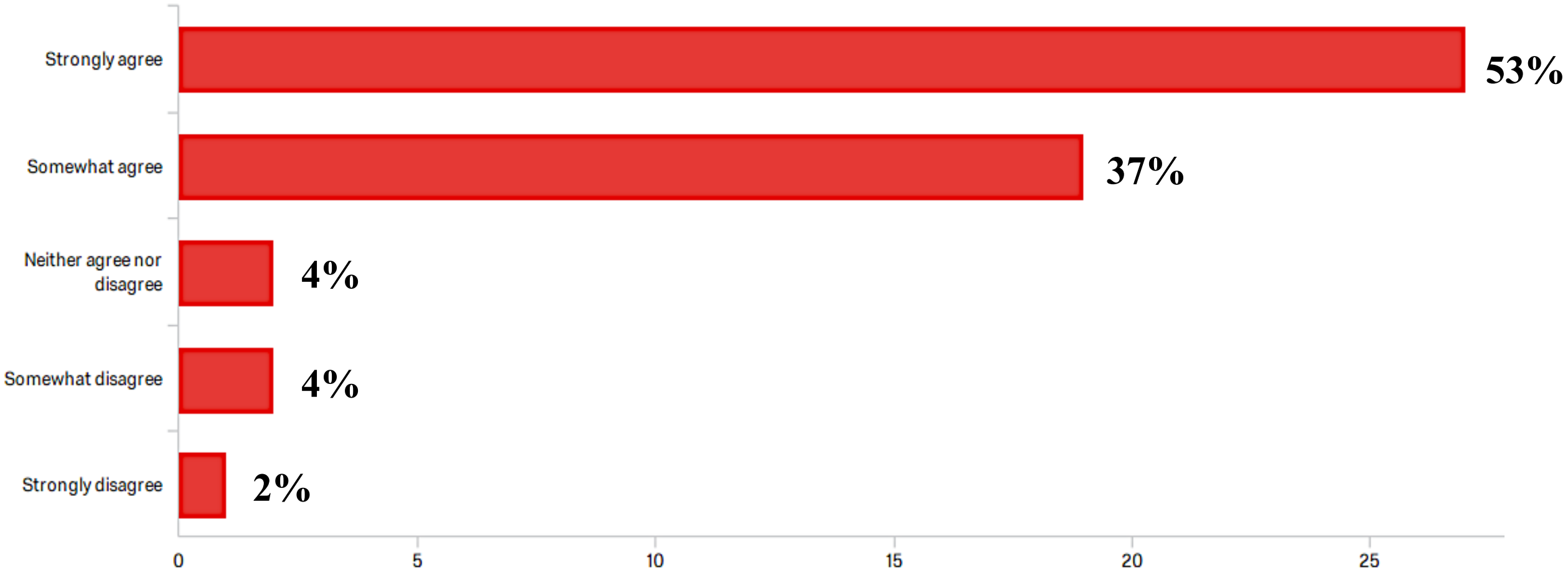


Understanding of the Duties of Campus Police

Campus Police Responsibilities



Safety of Students on Campus



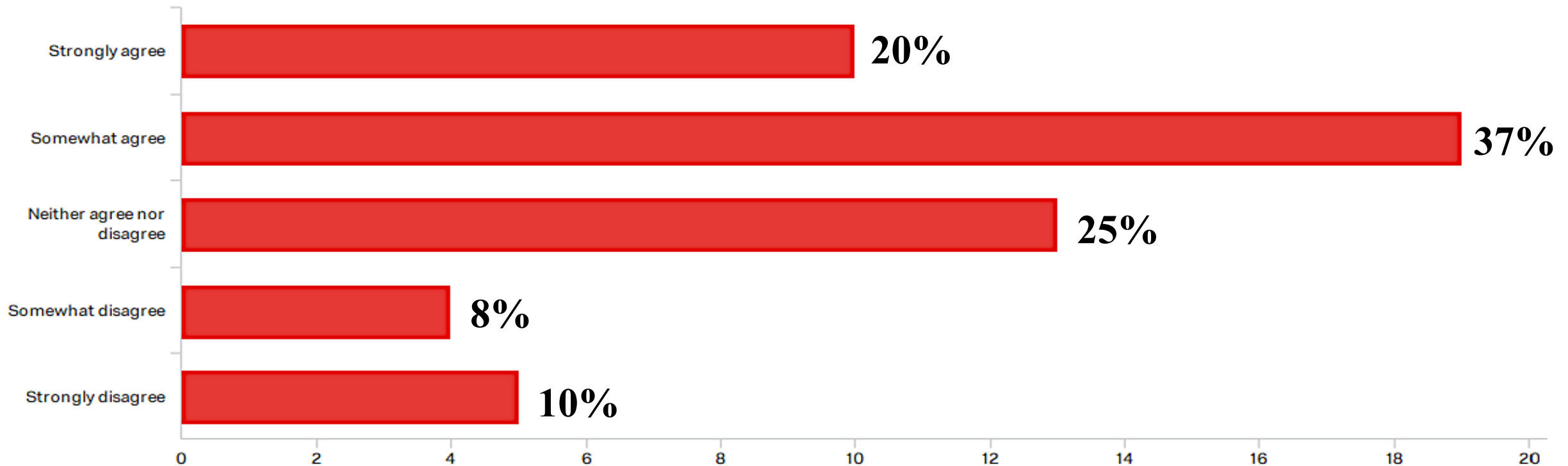
Safety of Students on Campus (Race)

#	AWA.FIELD	White	Black or African American	American Indian or Alaska Native	Asian	Native Hawaiian or Pacific Islander	Other	SIMPLETABLEWIDGET.TOTAL
1	Strongly agree	88.46% 23	0.00% 0	0.00% 0	7.69% 2	0.00% 0	3.85% 1	26
2	Somewhat agree	100.00% 18	0.00% 0	0.00% 0	0.00% 0	0.00% 0	0.00% 0	18
3	Neither agree nor disagree	100.00% 2	0.00% 0	0.00% 0	0.00% 0	0.00% 0	0.00% 0	2
4	Somewhat disagree	100.00% 2	0.00% 0	0.00% 0	0.00% 0	0.00% 0	0.00% 0	2
5	Strongly disagree	100.00% 1	0.00% 0	0.00% 0	0.00% 0	0.00% 0	0.00% 0	1

Safety of Students on Campus (Gender)

#	AWA.FIELD	Male	Female	Prefer not to answer	SIMPLETABLEWIDGET.TOTAL
1	Strongly agree	42.31% 11	53.85% 14	3.85% 1	26
2	Somewhat agree	47.37% 9	47.37% 9	5.26% 1	19
3	Neither agree nor disagree	0.00% 0	100.00% 2	0.00% 0	2
4	Somewhat disagree	0.00% 0	100.00% 2	0.00% 0	2
5	Strongly disagree	0.00% 0	100.00% 1	0.00% 0	1

Impact of Campus Police on Safety



Those that are 27, 29 & 30 all said “strongly disagree”.

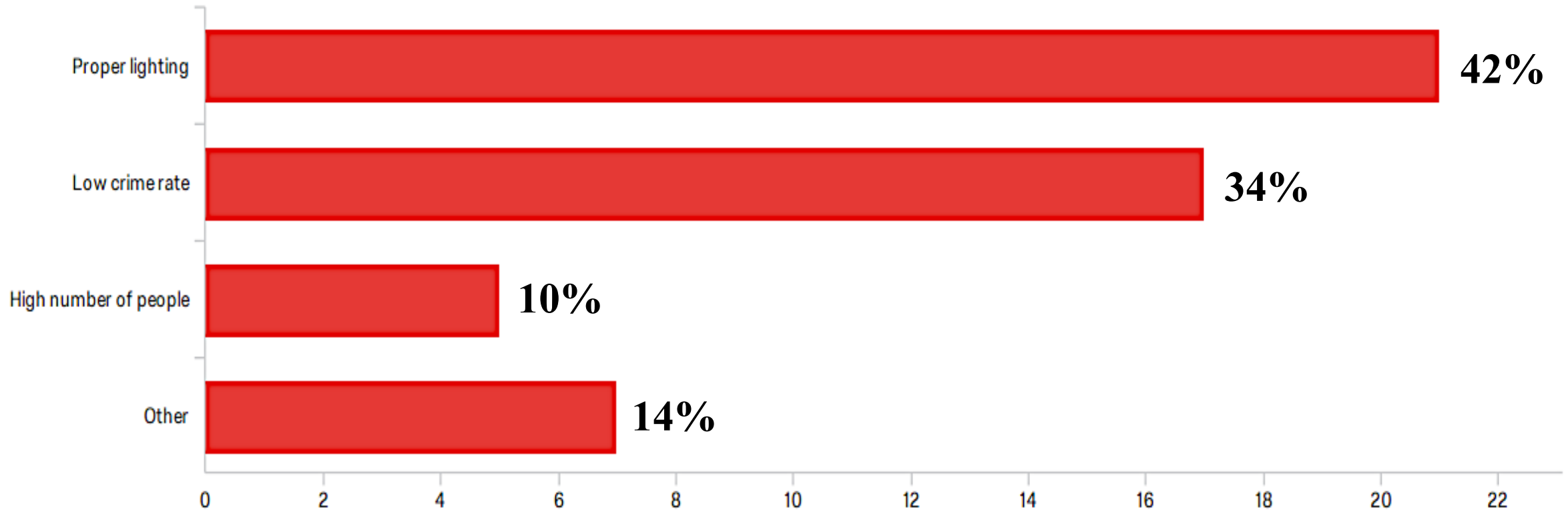
Impact of Campus Police on Safety (Race)

#	AWA.FIELD	White	Black or African American	American Indian or Alaska Native	Asian	Native Hawaiian or Pacific Islander	Other	SIMPLETABLEWIDGET.TOTAL
1	Strongly agree	88.89% 8	0.00% 0	0.00% 0	11.11% 1	0.00% 0	0.00% 0	9
2	Somewhat agree	94.74% 18	0.00% 0	0.00% 0	5.26% 1	0.00% 0	0.00% 0	19
3	Neither agree nor disagree	100.00% 13	0.00% 0	0.00% 0	0.00% 0	0.00% 0	0.00% 0	13
4	Somewhat disagree	100.00% 4	0.00% 0	0.00% 0	0.00% 0	0.00% 0	0.00% 0	4
5	Strongly disagree	75.00% 3	0.00% 0	0.00% 0	0.00% 0	0.00% 0	25.00% 1	4

Impact of Campus Police on Safety (Gender)

#	AWA.FIELD	Male	Female	Prefer not to answer	SIMPLETABLEWIDGET.TOTAL
1	Strongly agree	30.00% 3	60.00% 6	10.00% 1	10
2	Somewhat agree	47.37% 9	52.63% 10	0.00% 0	19
3	Neither agree nor disagree	38.46% 5	61.54% 8	0.00% 0	13
4	Somewhat disagree	50.00% 2	50.00% 2	0.00% 0	4
5	Strongly disagree	25.00% 1	50.00% 2	25.00% 1	4

Other Reasons for Safety on Campus



“Other”
Reasons From
Students for
Safety on
Campus Cont.

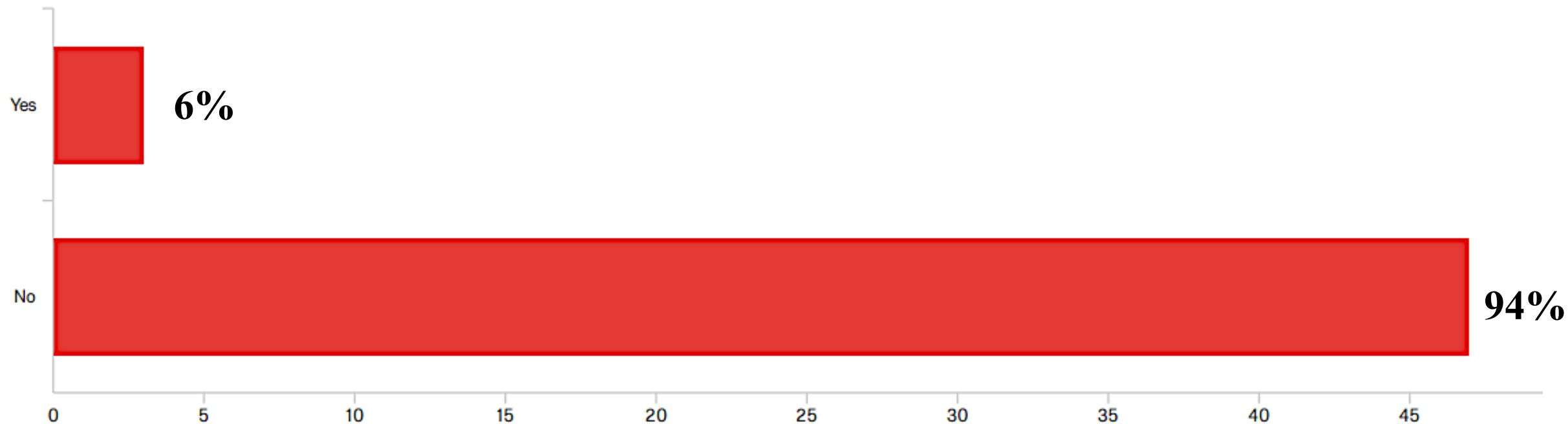
“I think all of these things apply and the overall friendliness of the school.”

“I think I can defend myself well enough from other people if the need arose.”

“It’s Utah buddy.”

“All of the above.”

“The less I hear about shootings on tv.”
(Ignorance is bliss)

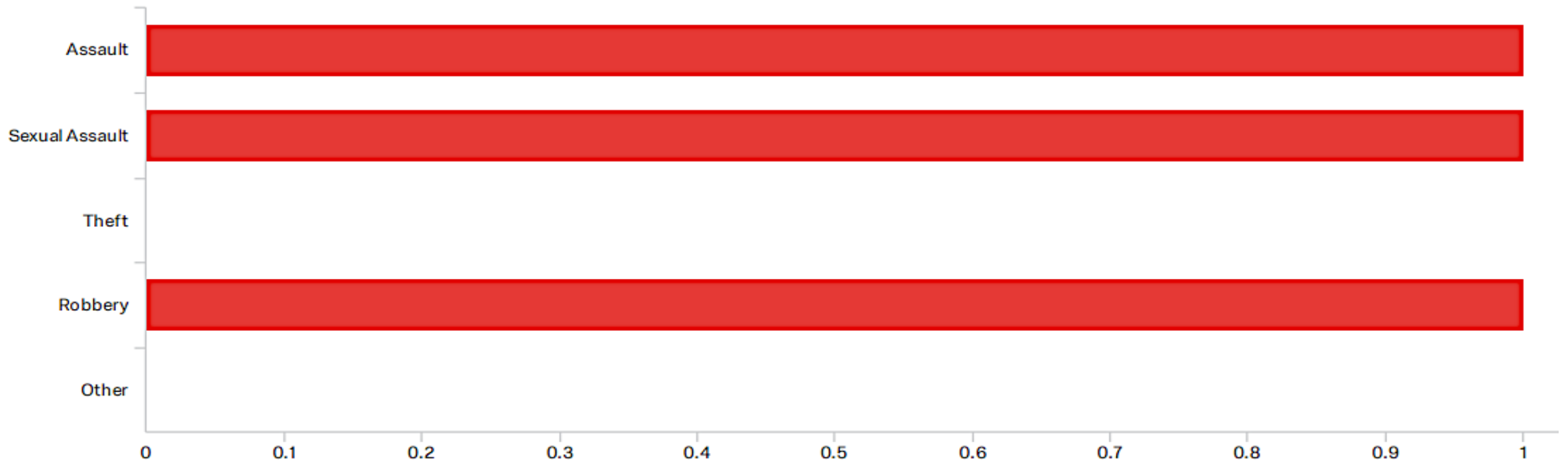


Crime Against Students on Campus

Type of Crimes Against Students

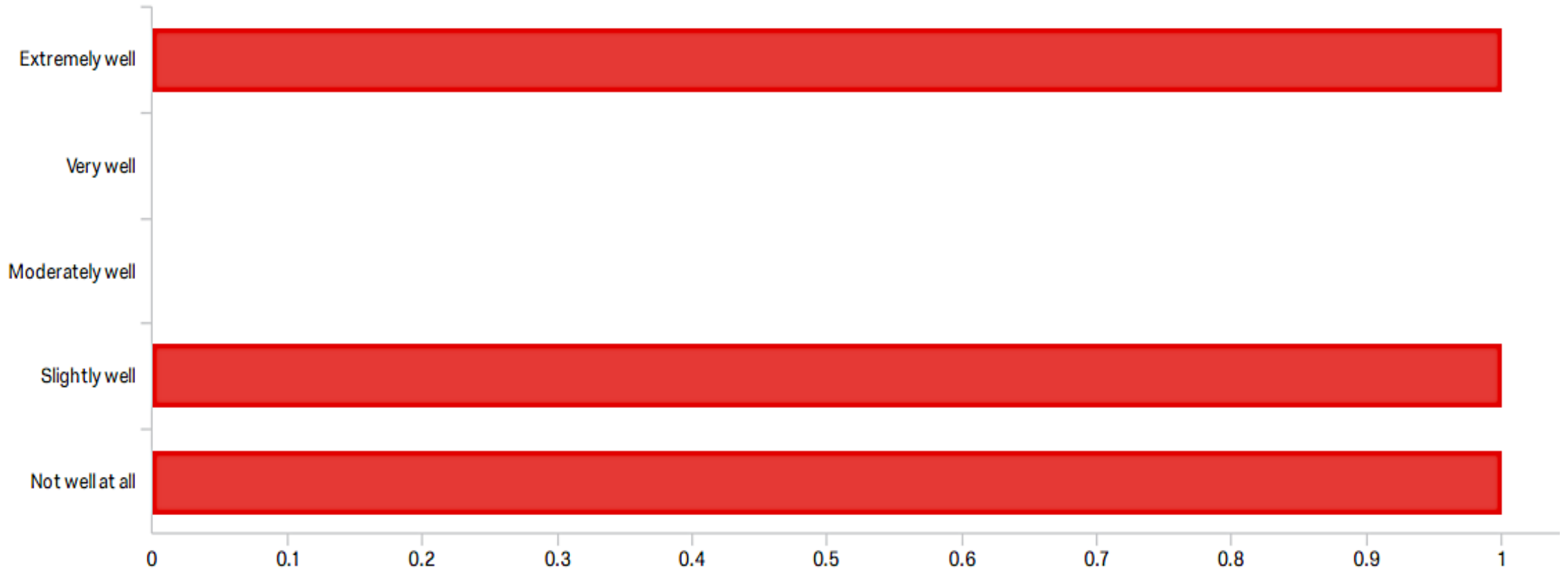
33%

All crimes were reported to Campus police.



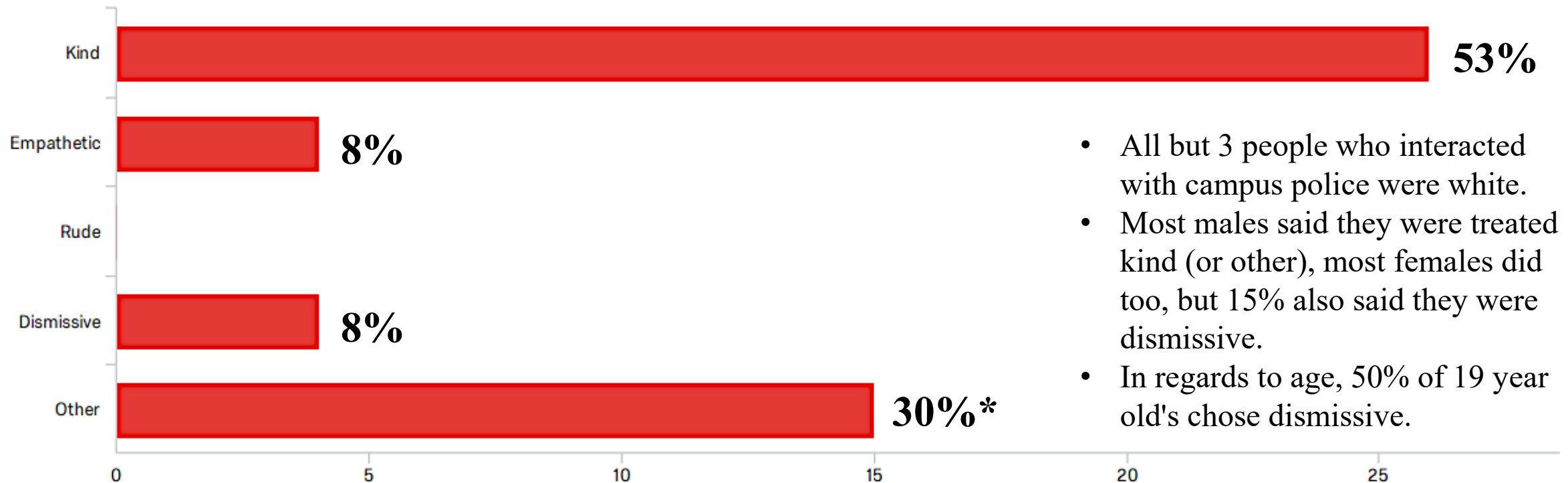
Assault and sexual assault victims were both 19, the robbery was 23.

How Crime is Handled by Campus Police



Ages for responses given: Extremely well: 19 Slightly well: 23 Not well at all: 19

Police Interactions/Behavior with Students



- All but 3 people who interacted with campus police were white.
- Most males said they were treated kind (or other), most females did too, but 15% also said they were dismissive.
- In regards to age, 50% of 19 year old's chose dismissive.

“Other” Responses to Police Interactions/Behavior

“I have never interacted with a Campus Police Officer”

“Never interacted”

“No interactions”

“I’ve never interacted with anyone”

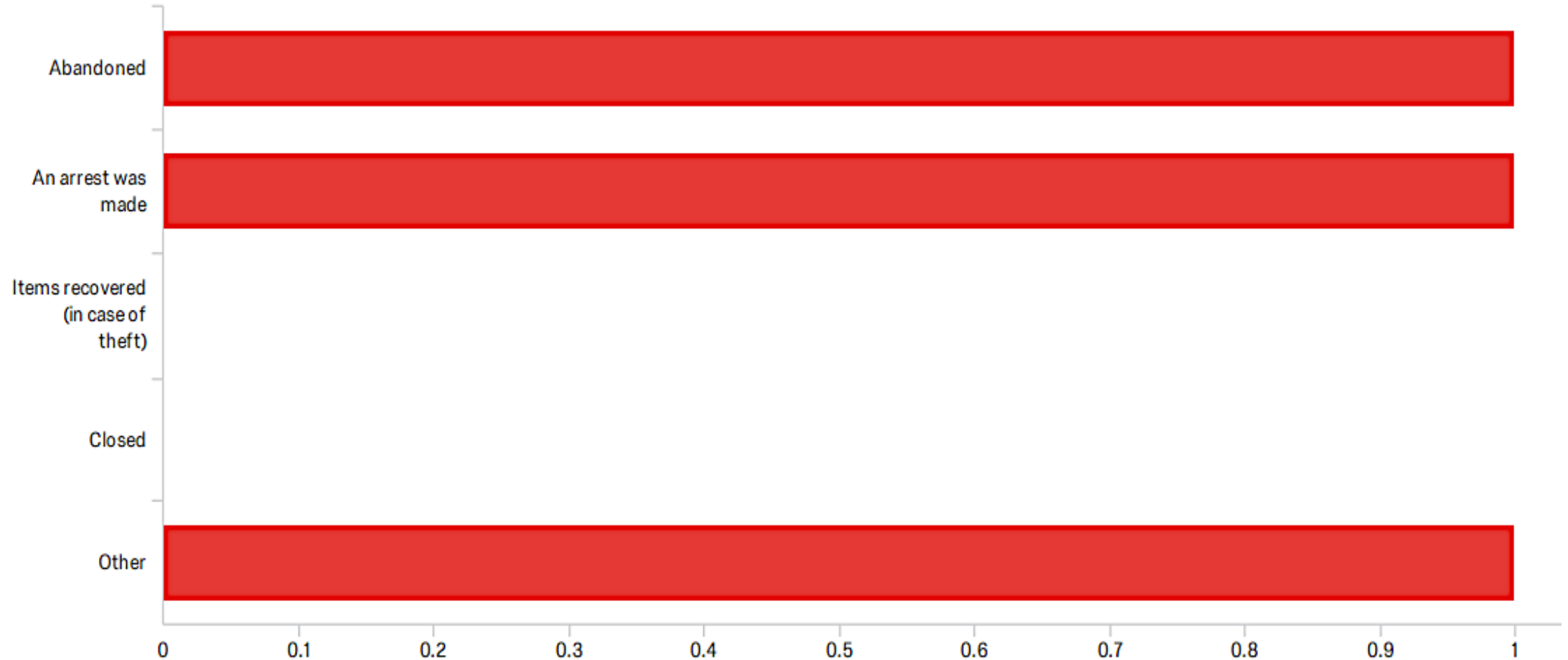
“No prior interaction”

”I haven’t interacted with campus police”

“Never interacted”

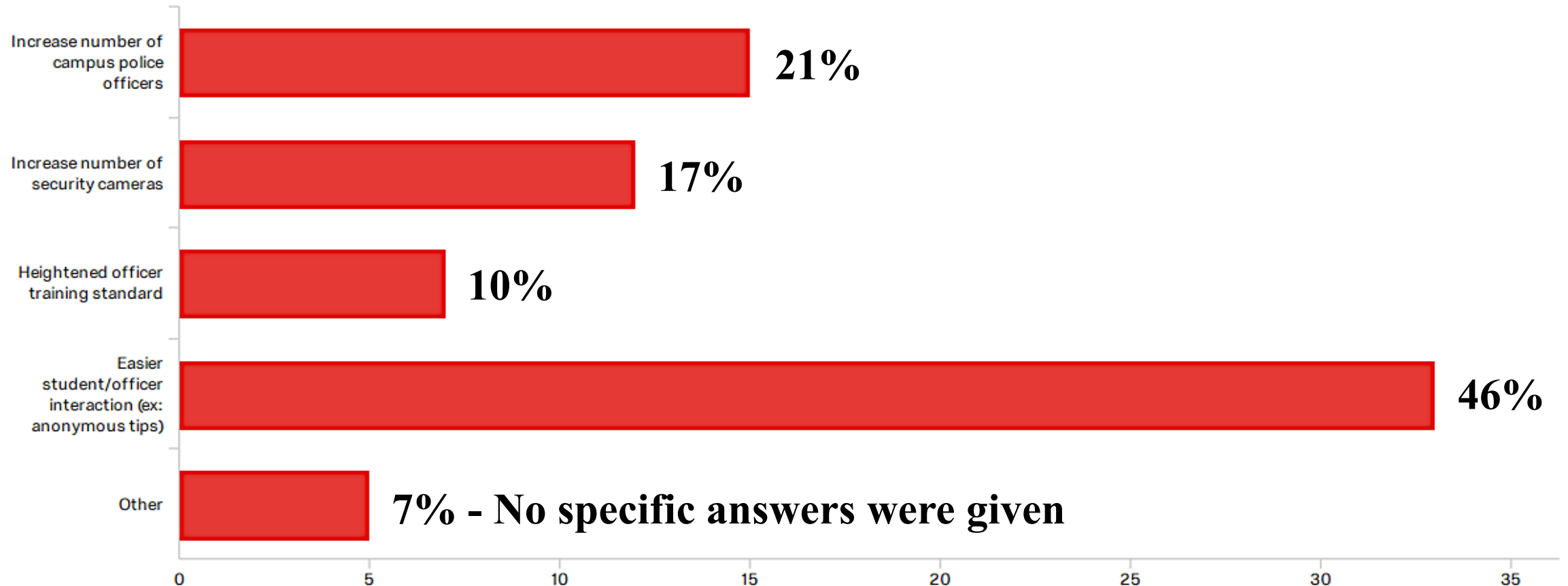
“Have not really interacted with police, but I’m sure they’re great”

End Result of Case



“Other” response: “Charges filed but school refused to acknowledge them...”

What Would Increase Campus Police Effectiveness?





Conclusion

- Although this study did not go as initially planned in regards to our initial research question, the results show what may be an even more pressing manner...
- How can a student have a perception of campus police effectiveness if they have never seen or interacted with them to begin with?

NO INTERACTION = NO PERCEPTION!