


PREFACE

*This **FACT BOOK** is an annual publication of Utah Valley State College and the Office of Institutional Research and Strategic Planning. The purpose of the **FACT BOOK** is to translate accumulated data into useful information to those within and outside our college environment.*

*Every effort has been made to include within this publication the data most often requested. A decision had to be made early in the development of the **FACT BOOK** to limit the published data. We invite the users of this book to freely comment on what data they would like to have included in the future. Please contact our office, (801) 222-8000 ext. 8365, with your comments.*

The Office of Institutional Research and Strategic Planning wishes to thank the individuals or departments who have contributed to this publication.



Nancy Smith Hill, Ph.D.
Chief Information Officer
Office of Institutional Research
and Strategic Planning

UTAH VALLEY STATE COLLEGE
FACT BOOK
1993-94 DATA
TABLE OF CONTENTS

GENERAL INFORMATION	1
ADMINISTRATION	26
FACULTY	38
ENROLLMENT	48
STUDENT PROFILE	65
SUPPORT ORGANIZATIONS	81
FINANCE	102
FACILITIES	117
RESEARCH	123
INDEX/GLOSSARY	231
MAP OF COLLEGE CAMPUS	back cover

CONTENTS

GENERAL INFORMATION

Institutional Mission	1
History of Utah Valley State College	2
College Calendar, 1994 Fall Semester	7
College Calendar, 1995 Spring Semester	8
College Calendar, 1995 May Term	9
College Calendar, 1995 Summer Term	10
College Presidents	11
College Name Changes	11
Utah State Board of Regents	12
Utah State Board of Regent Chairs	13
Utah Commissioners of Higher Education	13
Utah State Board for Vocational Education Chairs	14
Utah System of Higher Education	15
Tuition and Student Fees, Fall 1990, 1991, 1992, 1993, 1994	16
Student Body Presidents	17
Teacher of the Year	20
Employee of the Year	20
Athletics, Final Records and Conference Finishes	21
Honorary Degree Recipients	22
Utah Valley Population	24
Employment in Utah County by type	25

INSTITUTIONAL MISSION

Utah Valley State College is a state college comprised of two interdependent divisions. The lower division embraces and preserves the philosophy and mission of a comprehensive community college, while the upper division consists of selected programs leading to baccalaureate degrees in areas of high community demand and interest.

Utah Valley State College is dedicated to providing a broad range of quality academic, vocational, technical, cultural, and social opportunities and experiences designed to encourage and assist students in attaining their goals and realizing their talents and potential, personally and professionally. The College is committed to meeting student and community lower division and selected upper division needs for occupational training; providing developmental, general, and transfer education; meeting the needs for continuing education for personal enrichment and career enhancement; and providing diverse social, cultural, and international opportunities, and student support services.

HISTORY OF UTAH VALLEY STATE COLLEGE

Utah Valley State College, Orem, is situated in the heart of Utah County. Nestled beneath mountains on all sides, the name Utah Valley has become synonymous with Utah County and is used interchangeably throughout the state. With a population of more than 263,000 it is the second largest county in the State and includes twenty incorporated cities. The College serves primarily the Mountainlands District of students with Utah County residents comprising 61 percent of its enrollment.

*The College was established when the Utah State Legislature passed an appropriation of \$100,000 for the biennium of 1936-38 for vocational education. Central Utah residents who had been supported by government funding, wanted to upgrade their skills in order to obtain better jobs and many enrolled in vocational classes administered by the school districts. However, the school districts were not able to give adequate supervision to organize, conduct, coordinate, and supervise adult programs, and in the spring of 1938, **Hyrum E. Johnson** of Provo was appointed supervisor of vocational education for Utah and Heber Valleys.*

*In the fall of 1941 the scattered classes throughout the two valleys were moved to a central location in south Provo and the Fairgrounds Campus was enthusiastically welcomed by the staff and students. Provo School District assumed the financial supervision of the new school and both federal and state monies flowed through the District to the school. It became imperative that the school have proper identification and the name **Central Utah Vocational School** was selected. With the advent of World War II, most of the school's operating budget came from federal government funds for war production training.*

*The birth of the school as a state institution was March 15, 1945, when Governor Herbert B. Maw signed a bill appropriating \$50,000 to operate for the biennium of 1945-47. A second bill was introduced and adopted in 1947 making the school a permanent state institution without any cut-off date. In 1946 **Wilson W. Sorensen** was appointed director of the school by the Utah State Board for Vocational Education and was the chief executive officer until June 1982.*

In 1948 a new site, located between 1200 and 1400 North on 150 East in Provo, was obtained. The site was purchased by the four school districts (Alpine, Nebo, Provo and Wasatch) as well as Provo City and Utah County, with the understanding, if the property were given to the school, the state would appropriate the money for buildings. The location of the campus was considered ideal because of accessibility to students from Provo High School, the Vocational School, or Brigham Young University.

*In March 1953 the name of the school was changed from Central Utah Vocational School to **Utah Trade Technical Institute**. In March 1967 the name was again changed, this time to **Utah Technical College at Provo**. In February 1966 the Utah State Board for Vocational Education approved granting Associate of Applied Science Degrees and on July 14, 1967, the State Board approved offering general education courses. In August of 1971 the Associate of Science Degree was approved.*

Enrollment growth became so immense the Provo Campus was no longer adequate and a search for a new site was begun. Several locations in Provo and Orem were reviewed and a decision was made to purchase 185 acres in southwest Orem. This location was chosen because of its landscape, excellent traffic flow, and accessibility. The business education building, student center, heating plant, and auto trades building were occupied at the beginning of the 1976-77 school year.

In 1974 the Associate of Science Degree was discontinued, but approval was given by the Board of Regents to again award the degree in December 1980. In 1981 the Legislature approved granting an Associate of Science Degree in general education on a three-year probationary basis with permanent approval in 1985.

*On June 1, 1982, Wilson W. Sorensen retired as President and **Dr. J. Marvin Higbee** was selected by the Board of Regents as the new President.*

Since the move to the Orem Campus the College continued to grow with a trades building, learning resource center, athletic center and administration building added. As classes and service facilities were moved from Provo to Orem the vacated areas were filled by new programs, thus maintaining a split campus. A new science building was occupied in fall 1989. An extensive addition to the Learning Resource building was completed for use in 1992.

Beginning fall quarter 1985 articulation was completed with Weber State College to offer a four-year bachelor's degree in electronic technology while students continue their advanced courses on this campus. In winter quarter 1987 the same opportunity was offered students in the computer information systems program.

*In 1987 the legislature approved a name change better reflecting the location and mission of the College--**Utah Valley Community College**.*

*In October 1987 Dr. J. Marvin Higbee resigned as President and **Dr. Lucille T. Stoddard** was appointed Acting President until a new chief executive officer was selected.*

Dr. Kerry D. Romesburg was appointed President of Utah Valley Community College on July 17, 1988.

The Associate of Arts Degree was approved by the Board of Regents in 1987 and in 1989 the Regents and State Legislature approved funding for the Associate Degree Nursing program.

October 21, 1988, the College was granted permission by the State Board of Regents to convert from the quarter to the semester calendar system. This change became effective fall semester 1990.

A four-year accounting program became available to students beginning fall semester 1990.

In 1989 the College added an International Studies Center to coordinate exchange programs, bring international students on campus, and assist in giving faculty exchange opportunities. During this same period Utah Valley Community College became one of the first community colleges in the United States to sign an exchange agreement with Soviet Russia. Exchange agreements were reached with Central America and Caribbean countries, China, Hong Kong, Japan, Taiwan and Germany.

*August 1, 1991, Dr. Sharon Staples was appointed Director of the new **University Center** and assumed responsibility for bachelor's degree programs in accounting, computer science information systems, criminal justice, early childhood/elementary education and electronic engineering technology. These programs are offered on the UVCC campus and degrees are awarded through Utah State and Weber State Universities.*

January 17, 1992, the Utah State Board of Regents directed Utah Valley Community College and the Commissioner of Higher Education to develop a proposed model or plan for offering a limited number of high demand bachelor's degree programs directed to the needs of the region. The Regents' action directed that the model include the following: full data on costs with a 5-year projection, enrollment projections, program offerings, deployment of faculty, quality safeguards, accreditation processes, library and other requirements. Underscoring all of the process was the Regents' expressed concern for the undiminished continuation of UVCC's present lower division academic and technical programs.

*A five-year, renewable consortium agreement was established between **Utah Valley Community College** and the **Kiev College of Hotel Management**. The program began in September, 1992 in Kiev, Ukraine.*

*On July 1, 1993, the name of the College was changed by the Board of Regents to **Utah Valley State College** and UVSC was given provisional accreditation by Northwest Accrediting Association to offer four year degree programs. The mission of the college was expanded to include four year degree programs. At the same time, UVSC became the first U.S. institution to receive accreditation for programs offered in the former Soviet Union.*

During the 1993-94 school year, construction was completed on the Student Center Expansion and the new Theater. Accreditation was granted on June 22, 1994, by Northwest Accrediting Association. Construction is underway on the new Special Events Center. Anticipated completion on the Special Events Center is Fall 1995.

Sources: [A Miracle in Utah Valley--The Story of Utah Technical College 1941-1982](#) by Wilson W. Sorensen
Utah Valley State College--Office of Vice President for Academic Affairs
Utah Valley State College--Office of the President

COLLEGE CALENDAR 1994 FALL SEMESTER

Instruction Begins	August 24
Labor Day Holiday	September 5
Student Fall Break	October 21
Faculty Development (no classes)	November 23
Thanksgiving Holiday	November 24, 25
Last Day of Classes	December 9
Final Examinations	December 12, 13, 14, 15
Fall Semester Ends	December 15
Grading Day	December 16

COLLEGE CALENDAR 1995 SPRING SEMESTER

Instruction Begins	January 4
Human Rights Day Holiday	January 16
President's Day Holiday	February 20
Spring Break	March 17
Community College Conference (no classes)	April 7
Good Friday Holiday	April 14
Last Day of Classes	April 21
Final Examinations	April 24, 25, 26, 27
Commencement	April 28

**COLLEGE CALENDAR
1995 MAY TERM**

Instruction Begins	May 1
Memorial Day Holiday	May 29
Last Day of Classes	June 2
Final Examinations	June 2

COLLEGE CALENDAR 1995 SUMMER TERM

Instruction Begins	June 5
Independence Day Holiday	July 4
First Block Ends	July 7
Second Block Begins	July 10
Pioneer Day Holiday	July 24
Last Day of Classes	August 10
Final Examinations	August 11

COLLEGE PRESIDENTS

Mr. Wilson W. Sorensen	1946-1982
Dr. J. Marvin Higbee	1982-1988
Dr. Kerry D. Romesburg	1988-present

COLLEGE NAME CHANGES

1941	Central Utah Vocational School
1963	Utah Trade Technical Institute
1967	Utah Technical College at Provo
1987	Utah Valley Community College
1993	Utah Valley State College

UTAH STATE BOARD OF REGENTS

<u>Name</u>	<u>Term*</u>
Kenneth G. Anderton	1995
Pamela J. Atkinson	1997
Aileen H. Clyde	1995
Ian M. Cumming	1999
Douglas S. Foxley	1997
John B. Goddard	1997
Larzette G. Hale	1999
L. Brent Hoggan	1997
Karen H. Huntsman	1995
Evelyn B. Lee	1999
Clifford S. LeFevre	1997
K. L. McIff	1999
Paul S. Rogers	1995
Steven E. Snow	1995
Dale O. Zabriskie	1999
Cecelia H. Foxley, Commissioner	

* Term expires June 30 of year indicated.

Source: Utah Valley State College, Office of the President

UTAH STATE BOARD OF REGENT CHAIRS

Peter W. Billings	1969-1973
Donald B. Holbrook	1973-1973
George G. Hatch	1973-1977
Donald B. Holbrook	1977-1981
Kem C. Gardner	1981-1985
Sue Marie Young	1985-1987
W. Eugene Hansen	1987-1989
Douglas S. Foxley	1989-1993
Steven E. Snow	1993-present

UTAH COMMISSIONERS OF HIGHER EDUCATION

G. Homer Durham	1969-1976
Terrel H. Bell	1976-1981
Arvo Van Alstyne	1981-1985
Wm. Rolfe Kerr	1985-1993
Cecelia H. Foxley	1993-present

UTAH STATE BOARD OF EDUCATION UTAH STATE BOARD FOR VOCATIONAL EDUCATION CHAIRS

1991-present	Neola Brown	1972-73	John L. Owen
1990-91	Jay Liechty	1970-72	Helen B. Ure
1988-90	Ruth Hardy Funk	1968-70	LeGrand P. Backman
1985-88	Keith T. Checketts	1966-68	Lynn S. Richards
1984-85	M. Richard Maxfield	1964-66	Sheldon S. Allred
1982-84	Oscar McConkie	1962-64	LeGrand P. Backman
1981-82	Jay Monson	1960-62	Moroni H. Brown
1980-81	W. Dean Belnap	1958-60	W. C. Cole
1979-80	Lila Bjorklund	1956-58	Charles A. White
1978-79	Jay Monson	1954-56	R. V. Larson
1977-78	W. Dean Belnap	1952-54	Rulon Hinkley
1976-77	Joan Burnside	1950-52	William O. Bentley
1975-76	Reuben D. Law	1944-50	E. Allen Bateman
1973-75	W. Robert Wright	1940-44	Charles H. Skidmore

UTAH SYSTEM OF HIGHER EDUCATION

Institution

College of Eastern Utah
Dixie College
Salt Lake Community College
Snow College
Southern Utah University
University of Utah
Utah State University
Utah Valley State College
Weber State University

President

Dr. Michael A. Petersen
Dr. Robert C. Huddleston
Dr. Frank W. Budd
Dr. Gerald J. Day
Dr. Gerald R. Sherratt
Dr. Arthur K. Smith
Dr. George H. Emert
Dr. Kerry D. Romesburg
Dr. Paul H. Thompson

TUITION AND STUDENT FEES

	<u>Fall 1990</u>	<u>Fall 1991</u>	<u>Fall 1992</u>	<u>Fall 1993</u>	<u>Fall 1994</u>
Resident					
Based on:					
5 Credit Hours	\$279	\$298.00	\$328.25	\$339.25	\$354.60
10 Credit Hours	\$487	\$524.00	\$575.25	\$593.75	\$617.35
15 Credit Hours	\$597	\$619.50	\$661.75	\$683.25	\$709.85
 Non-Resident					
Based on:					
5 Credit Hours	\$718	\$773.50	\$867.50	\$936.00	\$1,029.60
10 Credit Hours	\$1,309	\$1,417.50	\$1,582.00	\$1,708.00	\$1,882.35
15 Credit Hours	\$1,650	\$1,713.00	\$1,855.50	\$2,004.50	\$2,210.85

The tuition and fee schedule is partially linear; therefore, the amounts charged for tuition and fees change at each increment of total credit hours enrolled. The above figures show the amounts for three of these increments: 5, 10 and 15 credit hours.

STUDENT BODY PRESIDENTS

Shad Sorenson	Oakley, Utah	1994-1995
Stephen Hatch	American Fork, Utah	1993-1994
Paul Von Strahl	Orem, Utah	1992-1993
Ken Patey	Orem, Utah	1991-1992
Kelly Bitters	Orem, Utah	1990-1991
Deryn Young	Alton, Utah	1989-1990
Jim Woods	Provo, Utah	1988-1989
Ben Gould	Orem, Utah	1987-1988
George Marshall	Orem, Utah	1986-1987
Bobby Thomas	California	1985-1986
Jay Deuel	Tucson, Arizona	1984-1985
Gordon Wilson	Lehi, Utah	1983-1984
Scott Banasky	Green River, Utah	1982-1983
Kerry Graves	Mapleton, Utah	1981-1982
Mark Fisher	Lanham, Maryland	1980-1981
Lee Barrus	Othello, Washington	1979-1980
Bruce Burnett	Provo, Utah	1978-1979
Blake Buhler	American Fork, Utah	1977-1978
William Reese	Vernal, Utah	1976-1977
Mel Poulsen	Richfield, Utah	1975-1976
LaVerl Crosby	Provo, Utah	1974-1975

STUDENT BODY PRESIDENTS
(continued)

Randy Kidman	Ogden, Utah	1973-1974
Terry K. Holt	Brigham City, Utah	1972-1973
Ken Law	Springville, Utah	1971-1972
Norm Thorson	Provo, Utah	1970-1971
Richard L. Evans	Orem, Utah	1970-1971
Doug Wright	Provo, Utah	1969-1970
Bruce Smith	Orem, Utah	1968-1969
Gary Houser	Orem, Utah	1967-1968
Jim Tilson	Spanish Fork, Utah	1966-1967
Donald P. Fordham	Pleasant Grove, Utah	1965-1966
Chuck Goodyear	Indianapolis, Indiana	1964-1965
Glen LaVar Cox	Hinkley, Utah	1963-1964
Robert Button	Provo, Utah	1962-1963
Paul Hart	Orem, Utah	1961-1962
Duane Johnson	Showlow, Arizona	1960-1961
Duane Johnson	Showlow, Arizona	1959-1960
William Nuttall	Provo, Utah	1958-1959
James G. Goodman	Roy, Utah	1957-1958
Lynn Powell	Nephi, Utah	1956-1957
Blane Elton	Santaquin, Utah	1955-1956
Clark Jolley	Pleasant Grove, Utah	1954-1955

STUDENT BODY PRESIDENTS
(continued)

Calvin Davies	Panguitch, Utah	1953-1954
William H. White	Goshen, Utah	1952-1953
Mark Anderson	Provo, Utah	1951-1952
Bill Hales	Pocatello, Idaho	1950-1951
Thomas Donald Forsyth	Provo, Utah	1949-1950
Lee Russell Cardall	Salt Lake City, Utah	1948-1949
Mark H. Nilsen	Provo, Utah	1947-1948
Don A. Taylor	Spanish Fork, Utah	1946-1947

TEACHER OF THE YEAR

1976-77	Elma Mack	1986-87	Kim I. Brewster
1977-78	J. D. Davidson	1987-88	Elma Mack
1978-79	Rex Losee	1988-89	David O. Litchford
1979-80	Robert F. Steele	1989-90	Barbra Ann Hoge
1980-81	Stephen M. Trane	1990-91	Larry B. Marsing
1982-83	James E. Barnes	1991-92	Del Shumway
1983-84	Rulon J. Wells	1992-93	Stephen L. Adams
1984-85	Douglas L. Jorgensen	1993-94	Gordon B. Garrett
1985-86	Wesley M. Bitters		G. Randall King
			Anita Musto
			Loretta Palmer
			Bret H. Boyer

EMPLOYEE OF THE YEAR

1985-86	Helen Kennington	1989-90	Kathleen Crawford
1986-87	Linda L. Makin	1990-91	Terena Anderson
1987-88	James L. Michaelis	1991-92	vacant
	Keith Barlow	1992-93	Tom Keele
	Kenneth E. Mathews	1993-94	(will be announced 12/94)
1988-89	Craig Gappmayer		
	Ruth Broderick		
	Shelley Olsen		

Source: Utah Valley State College, Office of Institutional Research and Strategic Planning

ATHLETICS

FINAL RECORDS AND CONFERENCE FINISHES

	<u>1988-89</u>	<u>1989-90</u>	<u>1990-91</u>	<u>1991-92</u>	<u>1992-93</u>	<u>1993-94</u>
WOMEN						
Basketball	17-8 (5th)	26-4(1st)	29-3(1st)	26-3(1st)	26-5(1st)	29-1(1st)
Softball	22-17(1st)	20-6 (1st)	17-13(2nd)	30-18(1st)	14-23(3rd)	23-27(3rd)
Volleyball	26-5 (1st)	24-9(1st)	31-9 (2nd)	32-18(2nd)	30-8(2nd)	35-6(1st)
Rodeo	3rd	2nd	4th	3rd	3rd	3rd
MEN						
Basketball	29-5 (2nd)	22-12(2nd)	22-9(2nd)	28-5(2nd)	16-15(5th)	20-12(7th)
Baseball	26-15 (2nd)	20-17(1st)	27-23(2nd)	22-20(3rd)	28-14(1st)	30-18(1st)
Rodeo	1st	2nd	2nd	2nd	3rd	4th

Source: Utah Valley State College, Sports Information Director
 Utah Valley State College, Rodeo Club

HONORARY DEGREE RECIPIENTS

Edna H. Baker	1971	Hyrum E. Johnson	1983
John O. Beesley	1971	Wilson W. Sorensen	1983
Edmund M. Evans	1971		
Von H. Robertson	1971	Don E. James	1984
		Charles E. Peterson	1984
Richard DeJong	1973		
Jack C. Higbee	1973	James R. Moss	1985
Richard S. Prows	1973		
Seth P. Billings	1974	Bill Anderson	1986
Frank S. Dain	1974	Grant Burgeon	1987
		Paul Rogers	1987
J.C. Moffitt	1975		
ElRoy Nelson	1975	Raymond J. Norda	1988
Glen R. Swenson	1975		
Sylvia C. Anderson	1977	Joe Despain	1989
Calvin L. Rampton	1977	Florence Ragan	1989
		Donald Holbrook	1990
James S. Clark	1978	Orvill Gunther	1990
Theron H. Luke	1978		
Helen B. Ure	1978		

HONORARY DEGREE RECIPIENTS

(continued)

Joe Cannon	1991
Veonne Howlett	1991
Alan Ashton	1992
Lavorn Sparks	1992
DeLance W. Squire	1993
Larry H. Miller	1994
Janine Pease-Windy Boy	1994
Neal Savage	1994

UTAH VALLEY POPULATION

<u>AREA</u>	<u>1970</u>	<u>1980</u>	<u>1990</u>
Alpine	1,047	2,649	3,492
American Fork	7,713	12,564	15,696
Cedar Hills	NA	571	769
Elk Ridge	NA	381	771
Genola	424	630	803
Goshen	459	582	578
Highland	NA	2,435	5,002
Lehi	4,659	6,848	8,475
Lindon	1,644	2,796	3,818
Mapleton	1,980	2,726	3,572
Orem	25,729	52,399	67,561
Payson	4,501	8,246	9,510
Pleasant Grove	5,327	10,833	13,476
Provo	53,131	74,108	86,835
Salem	1,081	2,233	2,284
Santaquin	1,236	2,175	2,386
Spanish Fork	7,284	9,825	11,272
Springville	8,790	12,101	13,950

Source: Statistical Abstract of Utah, 1993

EMPLOYMENT IN UTAH COUNTY BY TYPE 1990

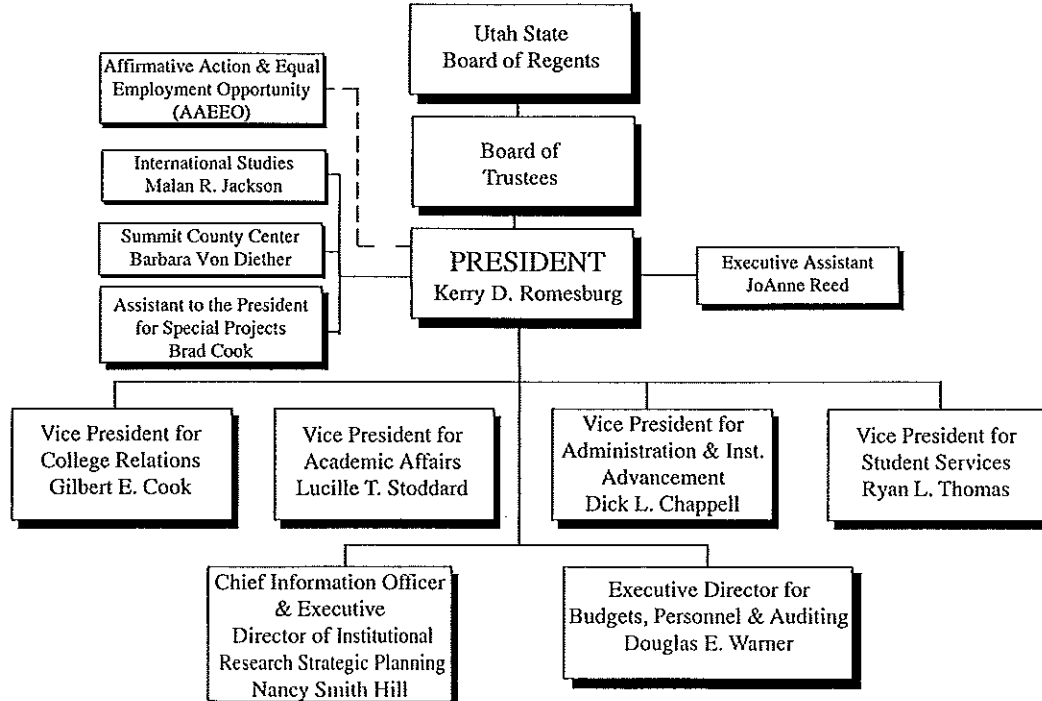
<u>OCCUPATION</u>	<u>1990</u>
Agricultural Services	721
Construction	4,873
Farm Workers	2,458
Finance, Insurance and Real Estate	4,965
Government	16,804
Manufacturing	14,704
Mining	108
Proprietors	16,594
Services	42,969
Transportation, Communication, and Utilities	2,891
Wholesale and Retail Trade	24,497

CONTENTS

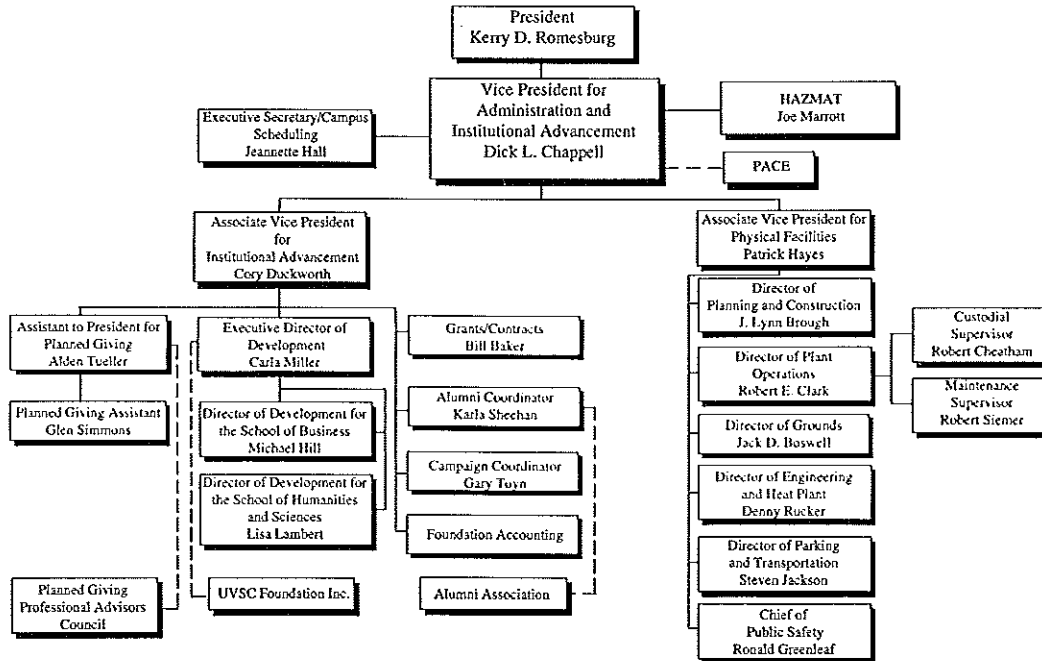
ADMINISTRATION

College Organizational Chart	26
Administration and Institutional Advancement (Organizational Chart)	27
College Relations (Organizational Chart)	29
Academic Affairs (Organizational Chart)	30
Student Services (Organizational Chart)	34
Budget Office (Organizational Chart)	35
Board of Trustees Members, Appointed as of June 16, 1994	36
Board of Trustees Chairs	37

Utah Valley State College Organizational Chart

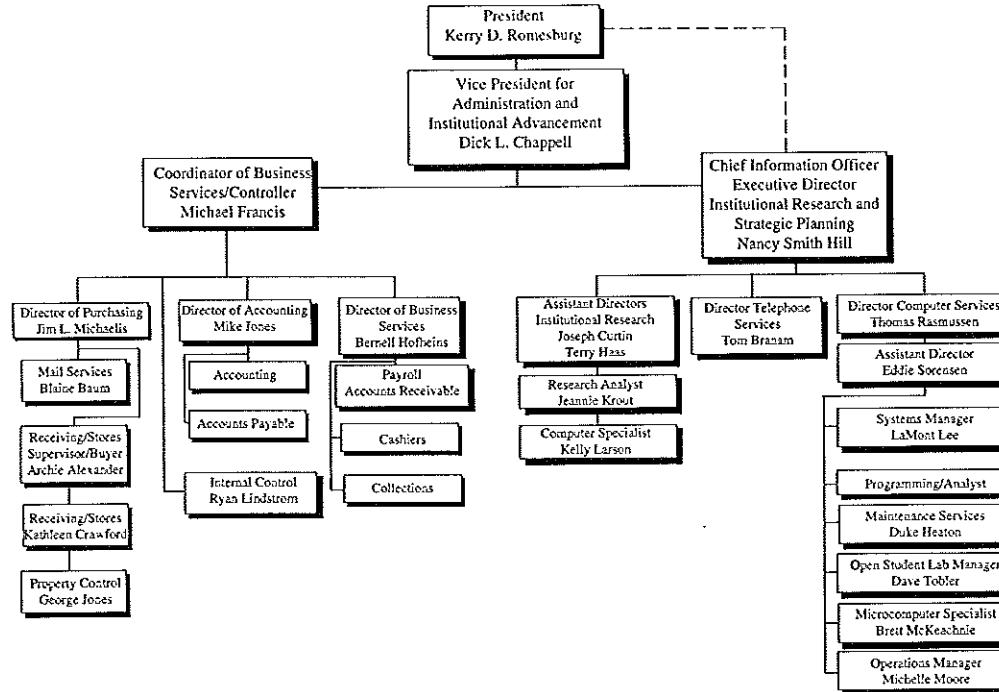


Administration and Institutional Advancement



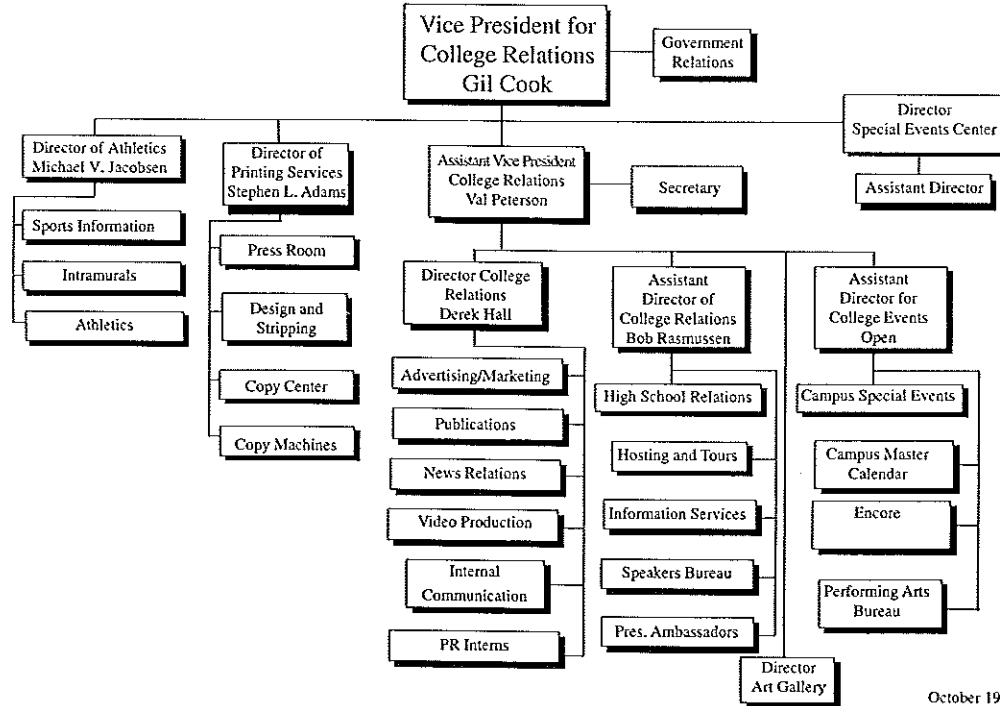
Administration and Institutional Advancement

-Continued-

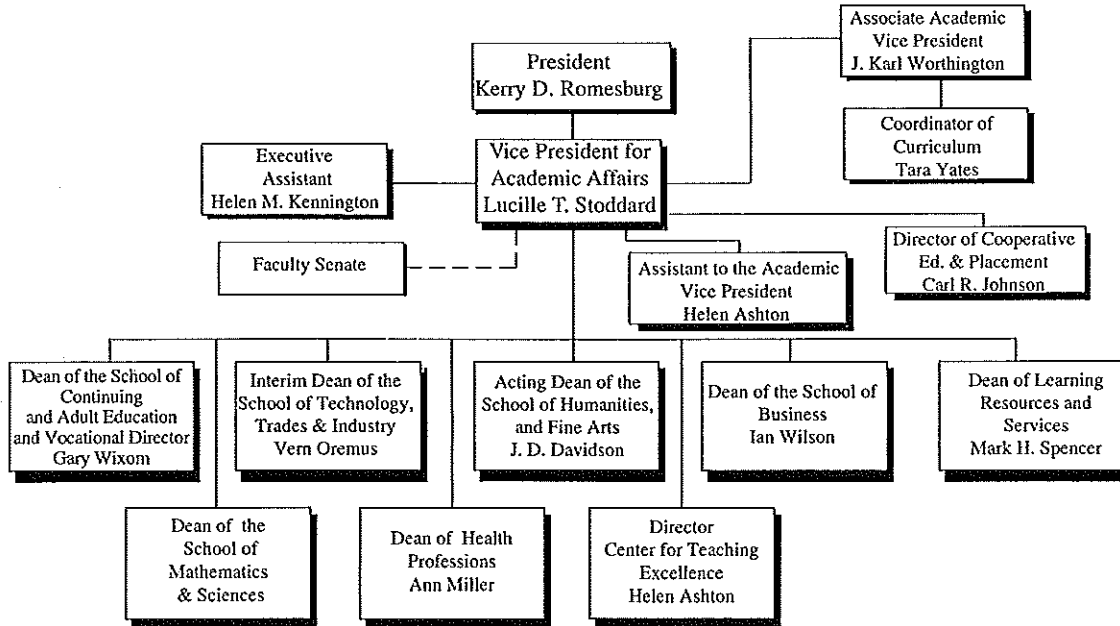


October 1994

College Relations

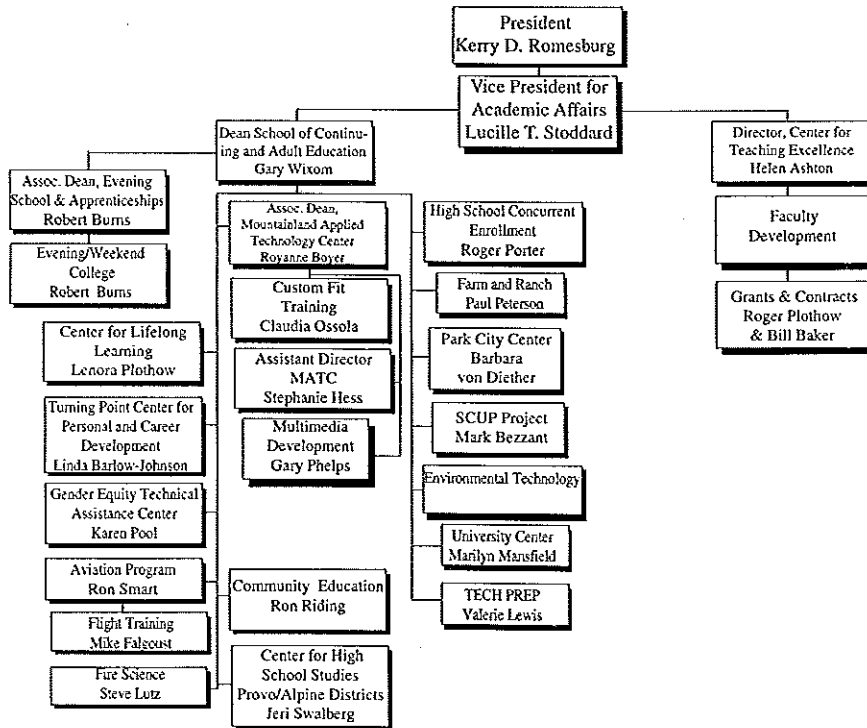


Academic Affairs



Academic Affairs

(Continued)

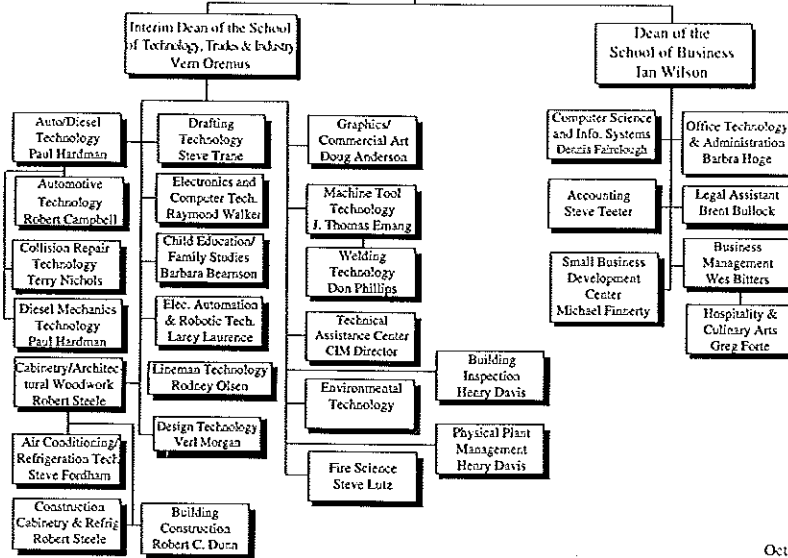


Academic Affairs

(Continued)

President
Kerry D. Romesburg

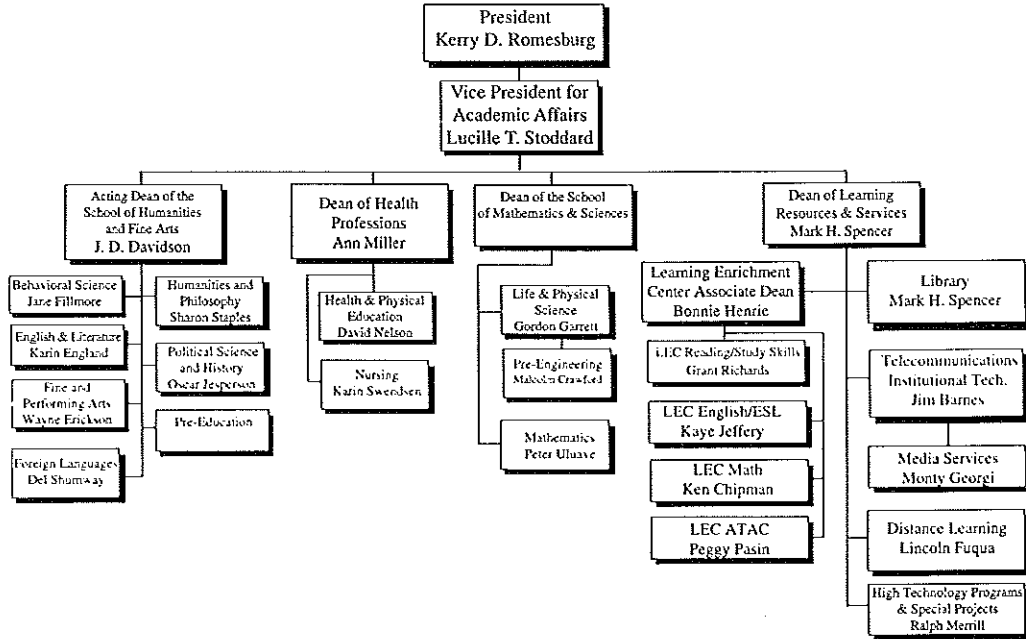
Vice President for
Academic Affairs
Lucille T. Stoddard



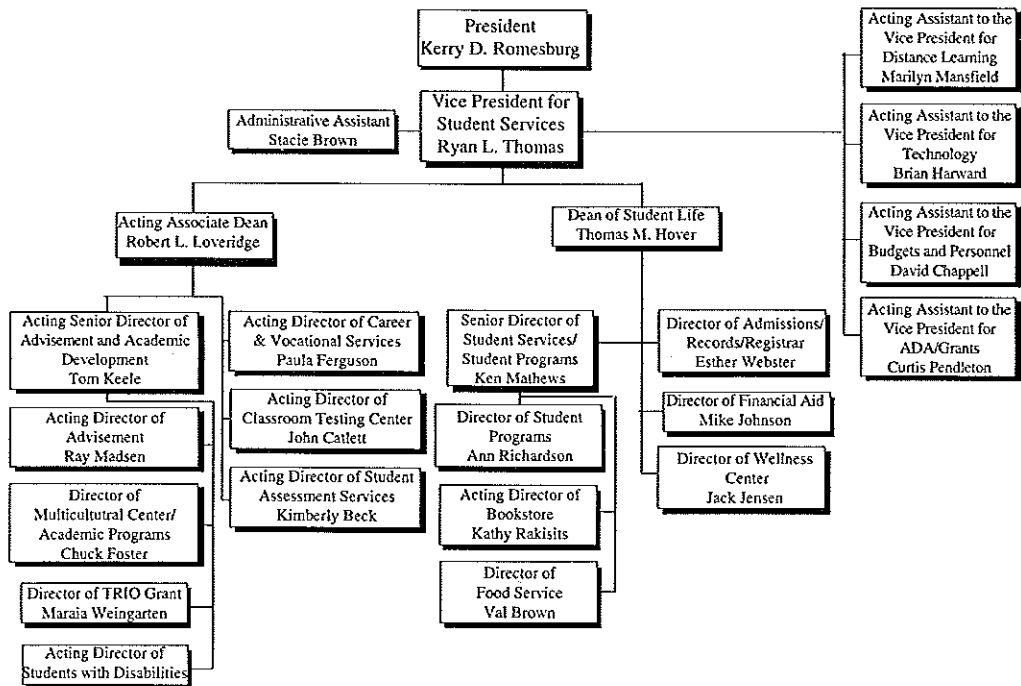
October 1994

Academic Affairs

(Continued)

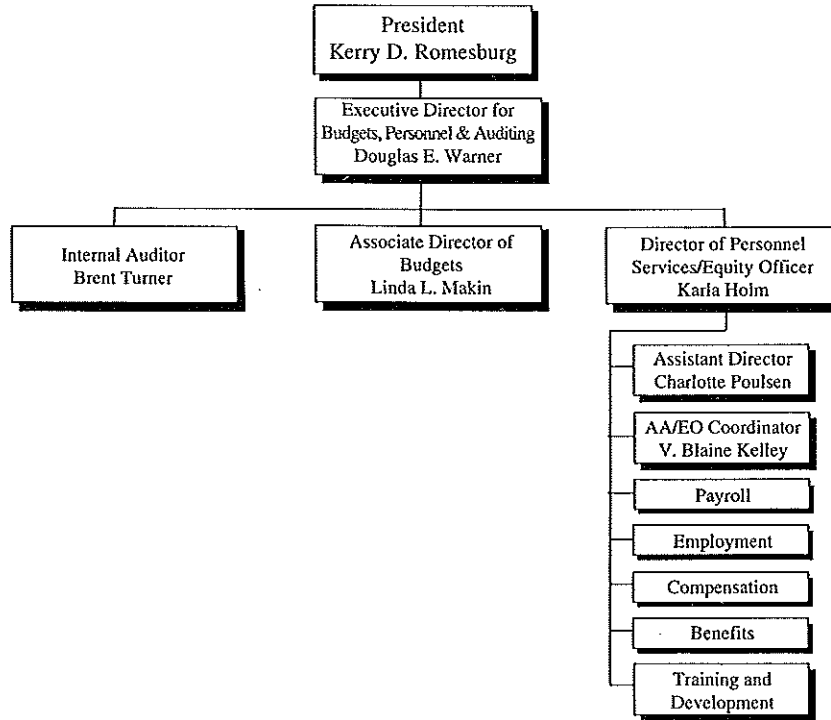


Student Services



October 1994

Budget Office



BOARD OF TRUSTEES
Members Appointed by the Governor of Utah
as of June 16, 1994

<u>NAME</u>	<u>TERM EXPIRES</u>
Alan C. Ashton (Chair)	June 30, 1997
Joseph A. Cannon	June 30, 1997
Geri Clements (Alumni)	May 31, 1995
Ray M. Harding, Jr.	June 30, 1995
Marianne F.G. Heaps	June 30, 1995
Nancy M. Heuston	June 30, 1995
Douglas W. Morrison	June 30, 1997
Shad E. Sorenson (ASUVSC President)	April 30, 1995
Paul K. Sybrowsky	June 30, 1997
Beth Tolbert (Vice Chair)	June 30, 1995

BOARD OF TRUSTEES CHAIRS

	<u>When Elected</u>
Alan Ashton	September 1993
Ray Harding	September 1991
DeLance Squire	July 1989
Mary Anne Wood	September 1985
Howard Pace	July 1982
Charles Bates	July 1980
Grant Burgon	July 1978

CONTENTS

FACULTY

Age Distribution of Full-Time Faculty by Degree and Gender, October 1994	38
Ethnic Distribution of Full-Time Faculty by Degree and Gender, October 1994	39
Universities Represented by Doctorates of Contract Faculty and Administrators, 1994-1995	40
Rank by Department, 1994-1995	44
Total Number of Faculty	47

**AGE DISTRIBUTION OF FULL-TIME FACULTY
BY DEGREE AND GENDER
October 1994**

		<u>26-30</u>	<u>31-35</u>	<u>36-40</u>	<u>41-45</u>	<u>46-50</u>	<u>51-55</u>	<u>56-60</u>	<u>Over 60</u>
Doctorate	Male	0	4	3	3	8	8	3	1
	Female	0	2	3	0	3	2	2	0
Masters	Male	2	7	5	10	14	17	9	3
	Female	4	2	5	3	6	11	3	2
Bachelors	Male	2	3	6	2	9	5	3	3
	Female	1	2	1	2	3	3	3	1
Associate	Male	2	1	0	1	6	1	1	0
	Female	0	0	0	0	0	0	0	0
High School	Male	0	0	0	0	0	0	0	1
	Female	0	0	0	0	0	0	0	0
Certificate	Male	0	0	0	0	1	0	1	0
	Female	0	0	0	0	0	0	0	0
Not Specified	Male	0	4	1	2	1	3	4	1
	Female	0	0	0	0	0	1	1	1
Total		11	25	24	23	51	51	30	13

Source: Utah Valley State College, Office of Institutional Research and Strategic Planning

ETHNIC DISTRIBUTION OF FULL-TIME FACULTY BY DEGREE AND GENDER

October 1994

		<u>American Indian Alask/Nat</u>	<u>Asian Pacific Islander</u>	<u>Black</u>	<u>Caucasian</u>	<u>Hispanic</u>	<u>Other</u>
Doctorate	Male	0	0	0	30	0	0
	Female	0	1	0	10	0	1
Masters	Male	0	2	0	65	0	0
	Female	0	0	0	35	0	1
Bachelors	Male	0	0	2	31	0	0
	Female	0	0	0	16	0	0
Associate	Male	0	0	0	12	0	0
	Female	0	0	0	0	0	0
High School	Male	0	0	0	1	0	0
	Female	0	0	0	0	0	0
Certificate	Male	0	0	0	2	0	0
	Female	0	0	0	0	0	0
Not Specified	Male	0	0	0	15	0	1
	Female	0	0	0	3	0	0
Total Male		0	2	2	156	0	1
Total Female		0	1	0	64	0	2

Source: Utah Valley State College, Office of Institutional Research and Strategic Planning

UNIVERSITIES REPRESENTED BY
DOCTORATES OF CONTRACT FACULTY & ADMINISTRATORS
1994 - 1995

FACULTY

Aslett, Richard
Biesel, Henry
Buchman, Joseph
Bullock, Brent
Carey, Ernest
Chappell, Dick L.
Chipman, Ken
Cobb, William W.
Cohn, Sanford K.
Duckworth, Victoria
Durney, Brian
Fairclough, Dennis
Fallshore, Marte
Fillmore, Jane
Foster, Chuck
Fuqua, Lincoln
Garrett, Gordon B.
Gomm, Annette J.
Grcic, Joseph

UNIVERSITY

Brigham Young University
Rutgers University
Indiana University
Brigham Young University
University of Hawaii
Columbia Pacific University
Brigham Young University
University of Colorado
University of Massachusetts
University of Georgia
University of Oregon
Brigham Young University
University of Pittsburgh
Brigham Young University
Brigham Young University
Jusary Institute of Technology, England
University of Southern California
Oklahoma State University
University of Notre Dame

UNIVERSITIES REPRESENTED BY
DOCTORATES OF CONTRACT FACULTY & ADMINISTRATORS

1994 - 1995
(continued)

FACULTY

Greer, Dennis
Hammond, Ronald
Harris, James G.
Hill, Nancy M.
Hiltsman, Vance
Holbrook, Harlee
Jackson, Malan R.
Jenkins, Robert B.
Jensen, Jack
Laughton, Barbara
Lehnardt, Eberhard
Li, Ya
Loveridge, Robert L.
Mecham, Harvey
Merrin, Christine Rossi
Miller, Ann
Morton, Joseph
Nield, John
Oremus, Vern

UNIVERSITY

Utah State University
Brigham Young University
University of Alberta Edmonton
Brigham Young University
Southern Illinois University
Claremont Graduate School
Arizona State University
Utah State University
Brigham Young University
University of California
Rice University
University of Utah
New Mexico State University
Brigham Young University
New Mexico State University
Kent State University
Brigham Young University
Idaho State University
Arizona State University

UNIVERSITIES REPRESENTED BY
DOCTORATES OF CONTRACT FACULTY & ADMINISTRATORS
1994 - 1995
(continued)

FACULTY

Oyler, Dee
Parker, Bruce
Perkins, Thomas
Peterson, Paul
Plothow, Roger H.
Rasmussen, Kirk
Raynes, Joseph L.
Richan, Pat
Richards, Grant L.
Romesburg, Kerry D.
Rosenthal, Sherry
Shively, Michael
Shumway, Del K.
Silvia, Alfred
Smith, D.J.
Snedegar, Keith
Spafford, Ann
Spencer, Mark
Staples, Sharon L.

UNIVERSITY

Brigham Young University
Utah State University
University of Utah
University of Missouri
Brigham Young University
University of Utah
Texas A & M University
University of Northern Colorado
Brigham Young University
Arizona State University
University of California
Purdue University
Washington University, St. Louis
University of Pittsburgh
University of Utah
University of Oxford
Brigham Young University
Ohio State University
University of Utah

UNIVERSITIES REPRESENTED BY
DOCTORATES OF CONTRACT FACULTY & ADMINISTRATORS

1994 - 1995

(continued)

FACULTY

Stoddard, Lucille T.
Szentpeteri, Georgina
Tayler, Paul L.
Teh, Swee Hor
Thomas, Ryan
Tobin, Carl
Tueller, Alden B.
Vawdrey, Colleen
Warner, Douglas E.
Whaley, Wayne
Wilson, Ian Kenneth
Wixom, Gary
Worthington, J. Karl

UNIVERSITY

Utah State University
University of Economics, Budapest
University of Utah
Texas A & M
Brigham Young University
Northern Arizona University
University of California
Utah State University
Arizona State University
Brigham Young University
University of Calgary
Brigham Young University
University of Iowa

RANK BY DEPARTMENT 1994 - 1995

<u>DEPARTMENT</u>	<u>PROFESSOR</u>	<u>ASSOCIATE PROFESSOR</u>	<u>ASSISTANT PROFESSOR</u>	<u>INSTRUCTOR</u>
Accounting	1	2	1	1
Air Conditioning	0	0	1	1
Art	0	0	1	1
Automotive	0	2	0	3
Aviation	1	0	0	0
Behavioral Science	1	1	3	0
Building Construction	2	0	0	1
Business Management	5	2	3	2
Cabinetry	1	0	0	1
Child Education	2	0	2	1
Collision Repair	0	1	1	1
Computer Information	2	3	4	5
Criminal Justice	0	0	1	0
Culinary Arts	0	0	0	1
Diesel Mechanics	2	2	0	0
Drafting Technology	2	1	1	2
Electrical Automation	4	0	0	0
Electronics	2	5	1	0

RANK BY DEPARTMENT

1994 - 1995

(continued)

<u>DEPARTMENT</u>	<u>PROFESSOR</u>	<u>ASSOCIATE PROFESSOR</u>	<u>ASSISTANT PROFESSOR</u>	<u>INSTRUCTOR</u>
English	0	2	7	6
Fine Arts	0	2	4	2
Fire Science	0	1	0	0
Graphics/Commercial Art	4	0	0	2
Health/PE	1	3	1	4
Hospitality Management	0	0	0	1
Humanities	2	2	2	1
Languages	0	1	2	0
Learning Enrichment	1	8	9	4
Legal Assistant	0	1	1	1
Life Science	3	3	4	4
Lineman Technology	0	0	0	2
Machine Tool Technology	1	0	1	1
Math	1	2	6	6
Nursing	0	6	4	4

RANK BY DEPARTMENT

1994 - 1995

(continued)

<u>DEPARTMENT</u>	<u>PROFESSOR</u>	<u>ASSOCIATE PROFESSOR</u>	<u>ASSISTANT PROFESSOR</u>	<u>INSTRUCTOR</u>
Office Technology	3	1	5	2
Political Science/History	3	2	4	0
Pre-Education	1	0	1	0
Pre-Engineering	0	0	1	0
Welding	2	0	0	0

TOTAL NUMBER OF FACULTY
October 11, 1994

	<u>Part-time</u>
Male	208
Female	134
TOTAL PART TIME	342
	<u>Full-time</u>
Male	160
Female	68
TOTAL FULL TIME	228
TOTAL FACULTY	570

CONTENTS

ENROLLMENT

Headcount Enrollment, Fall Semester 1994	48
Full-Time Equivalent Enrollment, Fall Semester 1994	49
Enrollment Comparison - Annualized FTE Students (bar graph)	50
Enrollment History, Fall Semesters 1988-1994 (bar graph)	51
Enrollment History, Spring Semesters 1988-1994 (bar graph)	52
Enrollment History, Summer Terms 1988-1994 (bar graph)	53
County Resident/Non-Resident Headcount, Fall Semesters 1988-1994	54
Enrollment from Utah Counties, Fall Semester 1994	55
Main Feeder High Schools for UVSC, Fall Semester 1994	57
Resident/Non-Resident Headcount, Fall Semesters 1988-1994 (bar graph)	58
Utah System of Higher Education - Headcount Enrollment by Utah County Residency (bar graph)	59
Part-Time/Full-Time Headcount, Fall Semesters 1988-1994	60
Part-Time/Full-Time Headcount, Fall Semesters 1988-1994 (bar graph)	61
Headcount by Area of Study, Fall Semester 1994 (bar graph)	62
Enrollment Comparison of Utah Universities/Colleges, Fall 1993	63
Enrollment Projections, (Utah Valley State College)	64

HEADCOUNT ENROLLMENT Fall Semester 1994

TOTAL HEADCOUNT 11,382

Male	6,072	53%	Freshmen	7,598	67%
Female	5,310	47%	Sophomores	2,470	22%
			Juniors	917	8%
			Seniors	397	3%
Resident	9,970	88%	Part-time	5,661	50%
Non-resident	1,412	12%	Full-time	5,721	50%
Continuing	6,225	55%	Mean Age	23.7	
New	2,896	25%			
Readmitted	1,237	11%			
Transfer, 2 year	469	4%			
Transfer, 4 year	491	4%			
Other	64	1%			

FULL-TIME EQUIVALENT ENROLLMENT Fall Semester 1994

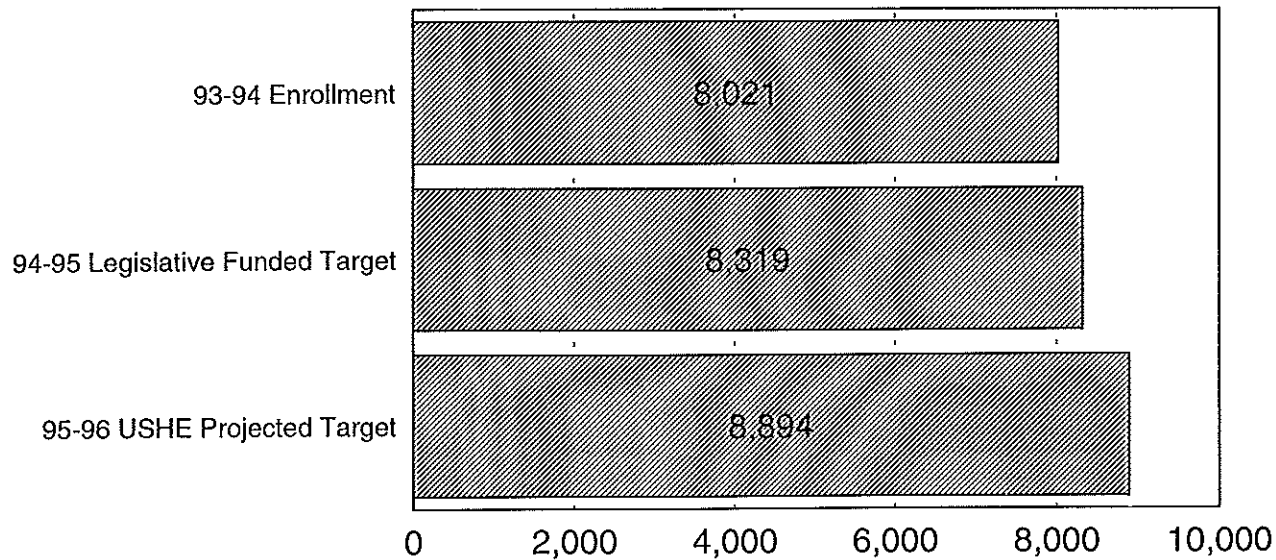
TOTAL FULL-TIME EQUIVALENT (FTE)* 7,689

Resident	6,583	86%
Non-resident	1,106	14%
Part-time	2,404	31%
Full-time	5,285	69%

*Full-time equivalent is the total number of credit hours in which students are enrolled divided by 15 (the credit hour load of a hypothetical "full-time" student).

ENROLLMENT COMPARISON

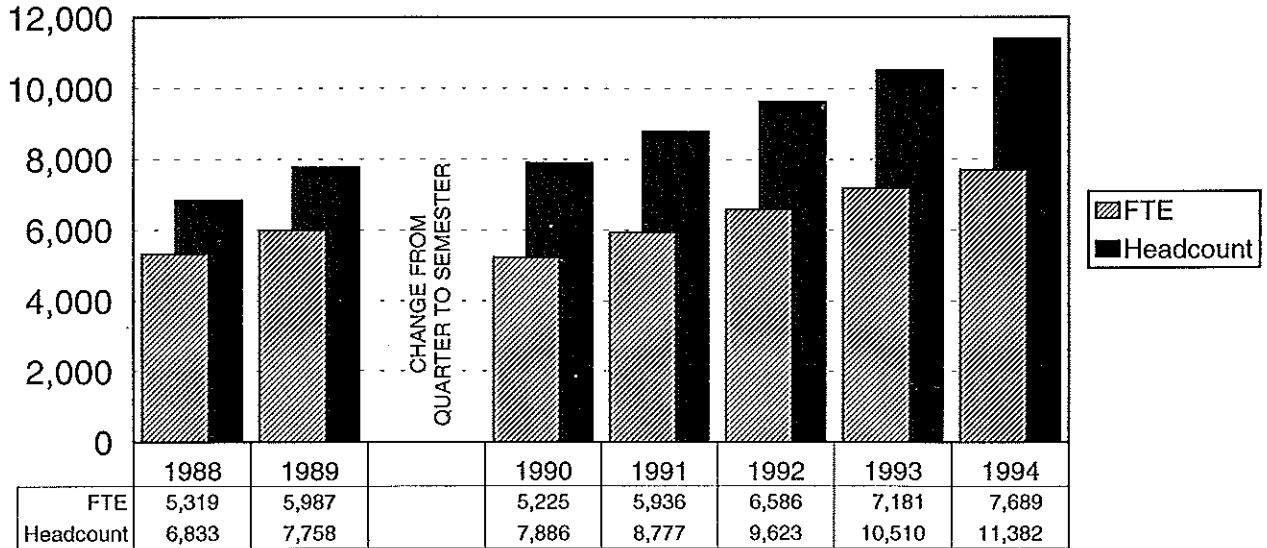
Annualized FTE Students



Source: Utah Valley State College, Budget Office

ENROLLMENT HISTORY

Fall Semesters 1988 - 1994*

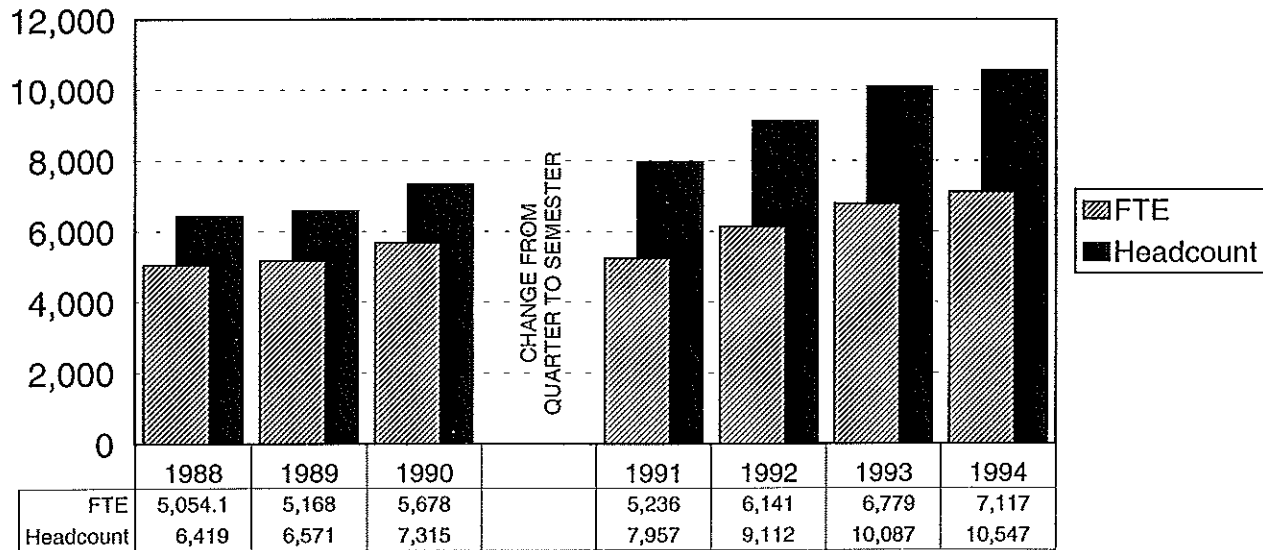


Source: Utah Valley State College, Office of Institutional Research and Strategic Planning

*Fall 1988-1989 Quarters

ENROLLMENT HISTORY

Spring Semesters 1988-1994*

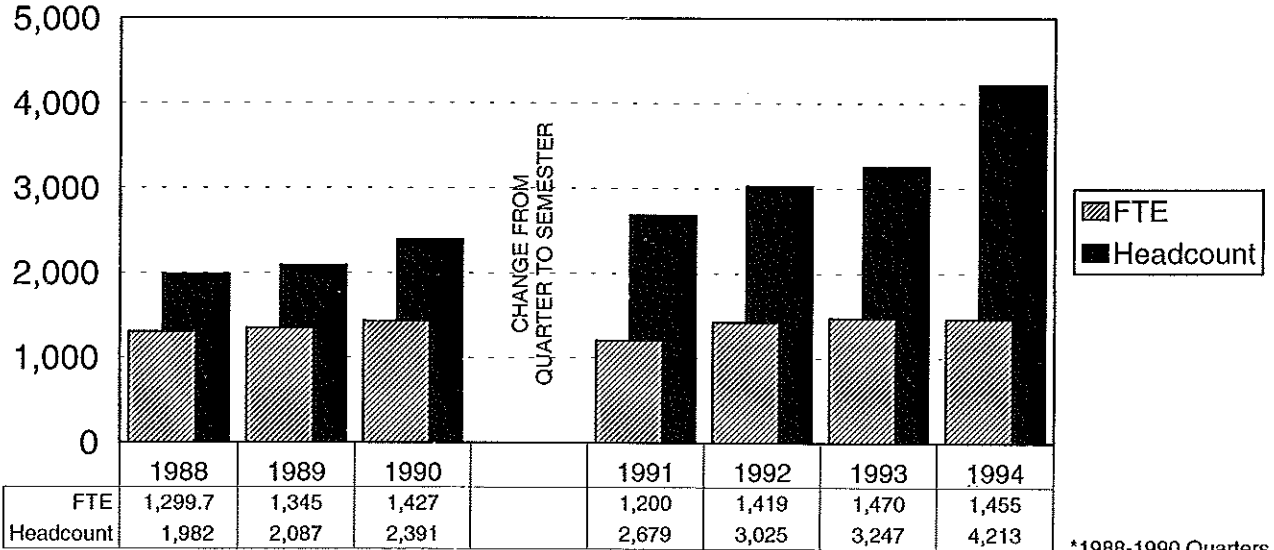


*Spring 1988-1990 Compared to Winter Quarters

Source: Utah Valley State College, Office of Institutional Research and Strategic Planning

ENROLLMENT HISTORY

Summer Terms 1988-1994*



Source: Utah Valley State College, Office of Institutional Research and Strategic Planning

COUNTY RESIDENT/NON-RESIDENT HEADCOUNT FALL SEMESTERS 1988-1994*

	<u>1988</u>	<u>1989</u>	<u>1990</u>	<u>1991</u>	<u>1992</u>	<u>1993</u>	<u>1994</u>
TOTAL	6,833	7,758	7,886	8,777	9,623	10,510	11,382
Resident	6,309	7,118	7,132	7,988	8,452	9,299	9,970
%	92	92	90	91	88	88	88
Utah County	4,790	5,245	5,142	5,623	5,816	7,177	8,012
%	70	68	65	65	61	68	70
Salt Lake County	274	292	286	464	397	626	668
%	4	4	4	5	4	6	6
Wasatch County	96	116	90	104	112	188	176
%	1	1	1	1	1	2	2
Other Counties	1,149	1,465	1,614	1,797	2,127	1,308	1,114
%	17	19	20	20	22	12	10
Non-resident	524	640	754	789	1,171	1,211	1,412
%	8	8	10	9	12	12	12
Other States	433	460	548	670	831	868	1,133
%	6	6	7	8	8	9	9
International	91	180	206	119	340	343	279
%	1	2	3	1	4	3	2

*Fall 1988-1989 Quarters

ENROLLMENT FROM UTAH COUNTIES
FALL SEMESTER 1994

<u>COUNTY</u>	<u>NUMBER OF STUDENTS</u>
Beaver	19
Box Elder	22
Cache	30
Carbon	8
Davis	118
Duchesne	69
Emery	26
Garfield	3
Grand	9
Iron	13
Juab	65
Kane	21
Millard	84
Morgan	5
Piute	13
Rich	1

ENROLLMENT FROM UTAH COUNTIES
FALL SEMESTER 1994
(continued)

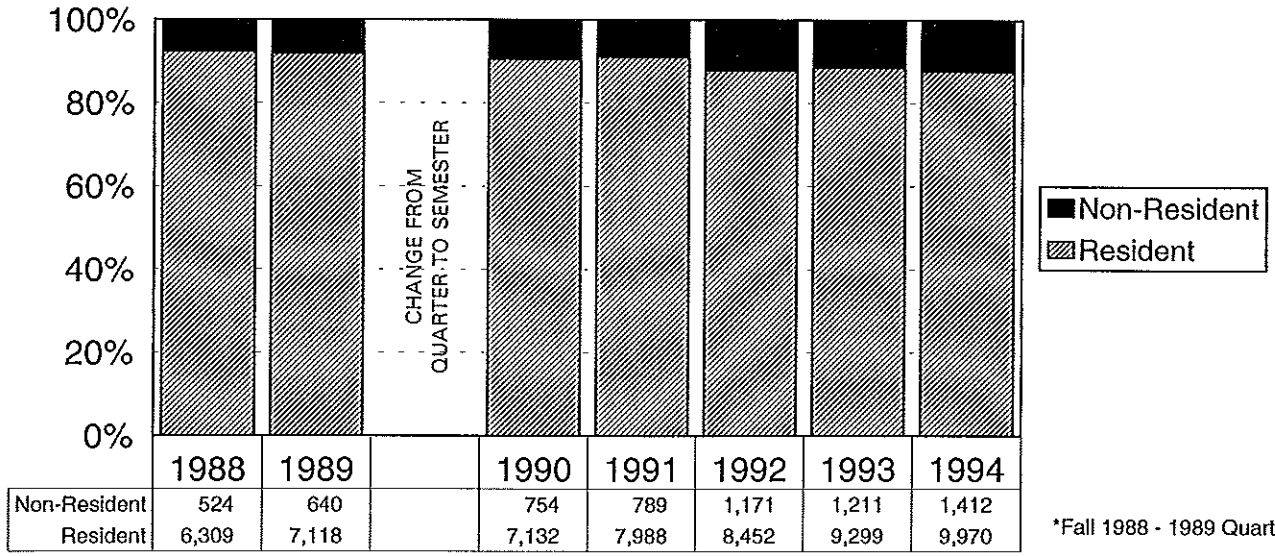
<u>COUNTY</u>	<u>NUMBER OF STUDENTS</u>
Salt Lake	668
San Juan	38
Sanpete	46
Sevier	65
Summit	62
Tooele	45
Uintah	42
Utah	8012
Wasatch	176
Washington	50
Wayne	15
Weber	41

MAIN FEEDER HIGH SCHOOLS FOR UVSC
FALL SEMESTER 1994

<u>HIGH SCHOOL</u>	<u>NUMBER OF STUDENTS</u>
American Fork	573
Lehi	247
Mountain View	768
Orem	888
Other Utah	707
Payson	338
Pleasant Grove	557
Provo	551
Spanish Fork	427
Springville	453
Timpview	445
Wasatch	123

RESIDENT/NON-RESIDENT HEADCOUNT

Fall Semesters 1988 - 1994*

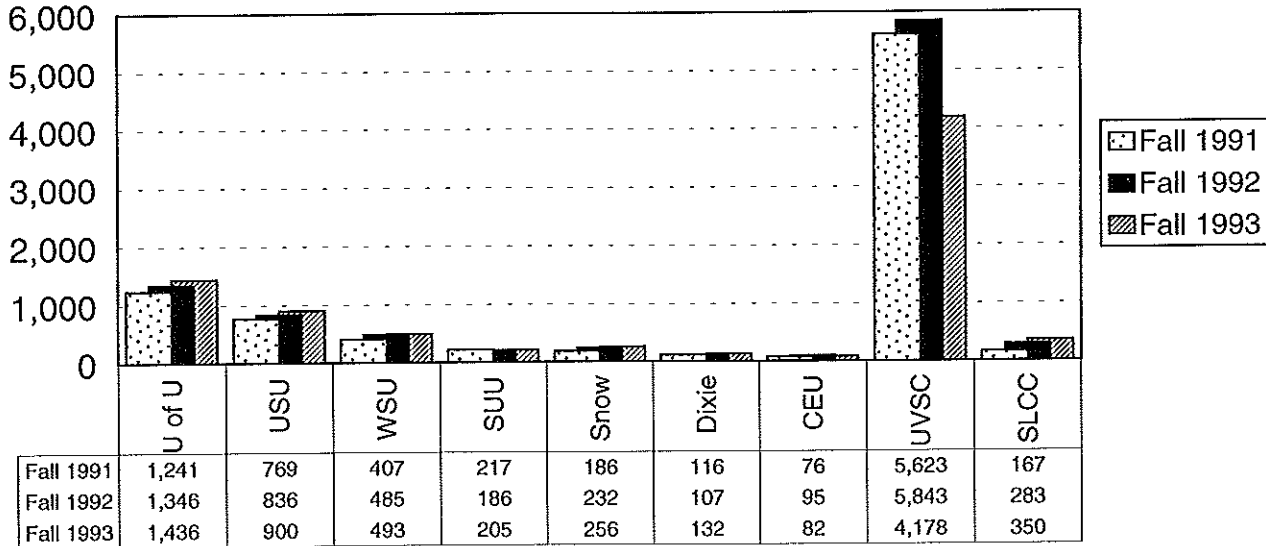


*Fall 1988 - 1989 Quarters

Source: Utah Valley State College, Office of Institutional Research and Strategic Planning

UTAH SYSTEM OF HIGHER EDUCATION

Headcount Enrollment by Utah County Residency



Source: Utah System of Higher Education, 1994-95 Data Book

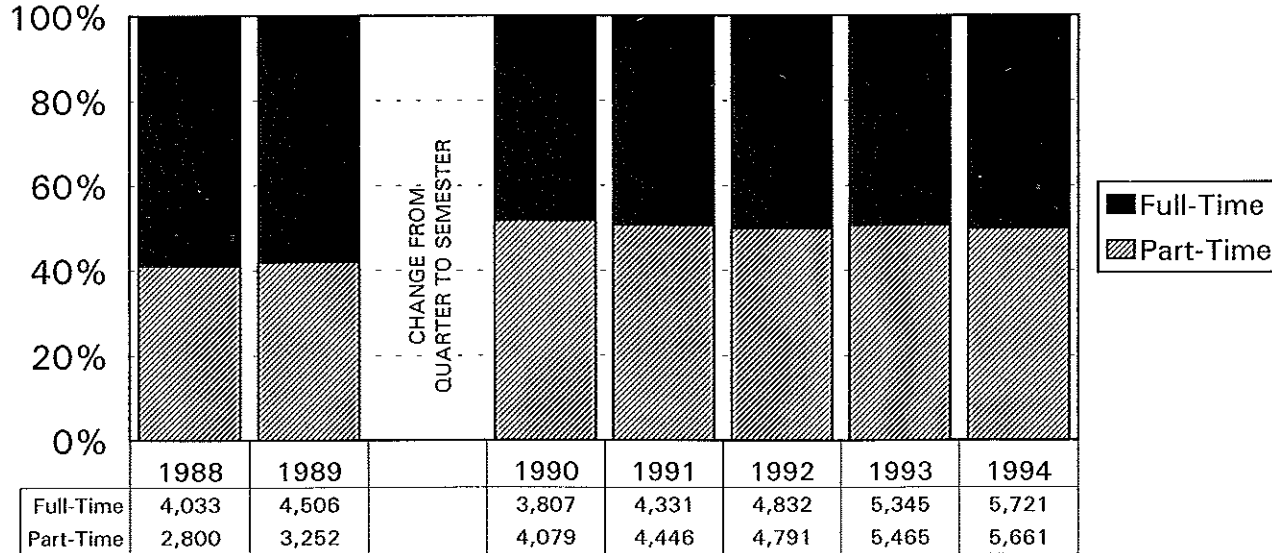
PART-TIME/FULL-TIME HEADCOUNT - FALL SEMESTERS 1988-1994*

	<u>1988</u>	<u>1989</u>	<u>1990</u>	<u>1991</u>	<u>1992</u>	<u>1993</u>	<u>1994</u>
TOTAL	6,833	7,758	7,886	8,777	9,623	10,510	11,382
Part-time	2,800	3,252	4,079	4,446	4,791	5,165	5,661
< 7 hours	1,337	1,473	2,209	2,448	2,461	2,685	2,943
7 - 11 hours	1,463	1,779	1,870	1,998	2,330	2,480	2,718
Full-time	4,033	4,506	3,807	4,331	4,832	5,345	5,721
12 hours	604	695	1,525	1,369	1,544	1,748	1,845
13 hours	661	787	851	941	1,084	1,175	1,250
14 hours	442	543	468	657	778	852	915
15 hours	1,194	1,350	422	582	619	646	754
16 hours	320	382	271	374	373	427	453
17 hours	237	160	110	217	242	257	252
18 hours	246	247	74	89	119	147	182
19 hours	86	103	34	30	45	48	37
20 hours	141	120	19	31	18	22	24
> 20 hours	102	119	33	41	10	23	9

*Fall 1988-1989 Quarters

PART-TIME/FULL-TIME HEADCOUNT

Fall Semesters 1988 - 1994*

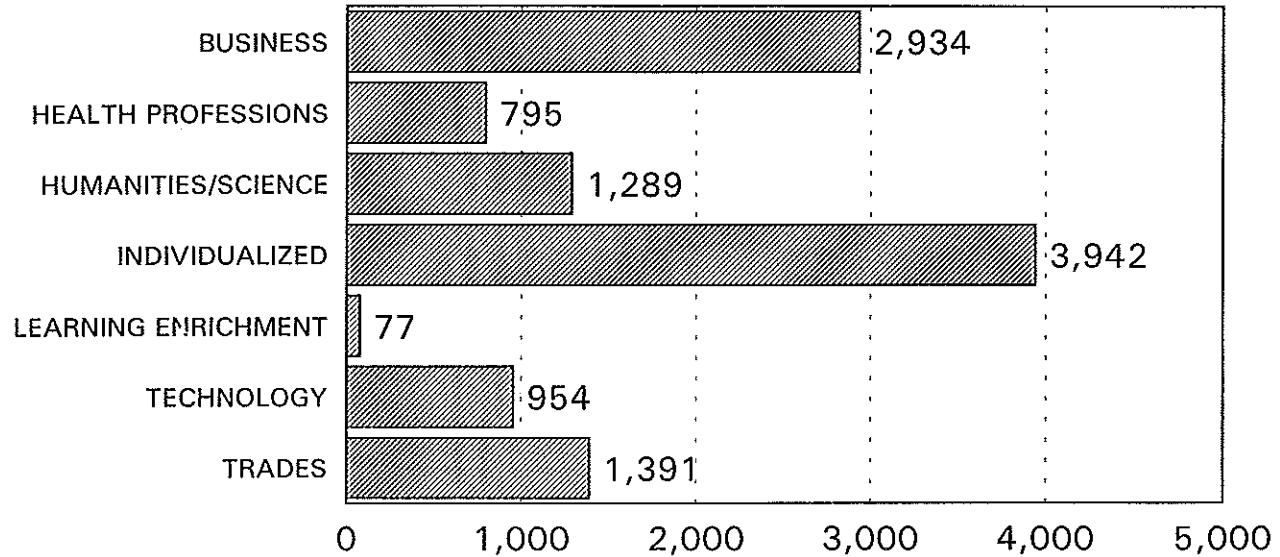


*Fall 1988 - 1989 Quarters

Source: Utah Valley State College, Office of Institutional Research and Strategic Planning

HEADCOUNT BY AREA OF STUDY

Fall Semester 1994



Source: Utah Valley State College, Office of Institutional Research and Strategic Planning

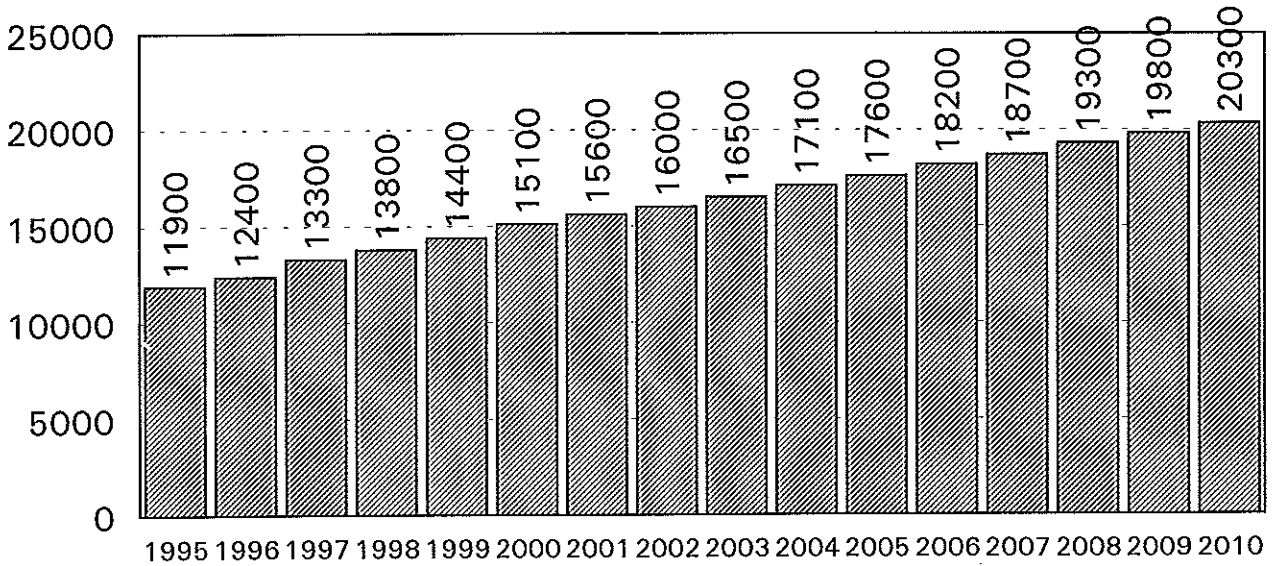
ENROLLMENT COMPARISON OF UTAH UNIVERSITIES AND COLLEGES FALL 1993

<u>University/College</u>	<u>Headcount</u>	<u>FTE</u>
University of Utah	27,113	20,928
Utah State University	18,345	14,056
Weber State University	15,862	11,041
Southern Utah University	4,490	4,023
Salt Lake Community College	18,310	11,407
Utah Valley State College*	10,510	7,181
Dixie College	3,041	2,550
College of Eastern Utah	2,849	2,029
Snow College	2,820	2,508

*Utah Valley State College changed to semesters Fall 1990

FALL ENROLLMENT PROJECTIONS

HEADCOUNT 1995 TO 2010



Source: Utah Valley State College, Office of Institutional Research and Strategic Planning

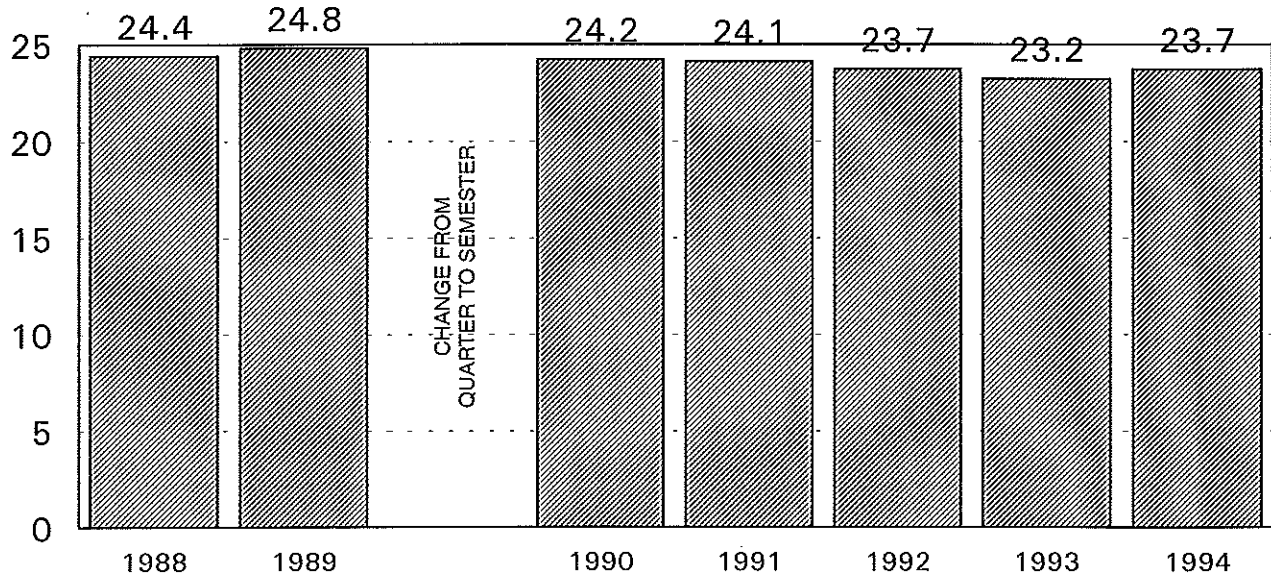
CONTENTS

STUDENT PROFILE

Mean Age of Students, 1988-1994 (bar graph)	65
Headcount Distribution by Age, Fall 1988-1994	66
Headcount Distribution by Ethnic Group, Fall 1988-1994	67
Male/Female Headcount, Fall 1988-1994 (bar graph)	68
Freshman/Sophomore Headcount, 1988-1994 (bar graph)	69
Geographic Origin of Students, United States, Fall 1994 (map)	70
Geographic Origin of Students, United States, Fall 1990-1994	71
Citizenship of Foreign Students, Fall 1994 (map)	75
Citizenship of Foreign Students, Fall 1990-1994	76
Graduate Degrees and Certificates Awarded 1993-94	80

MEAN AGE OF STUDENTS

Fall Semesters 1988 - 1994*



Source: Utah Valley State College, Office of Institutional Research and Strategic Planning

*Fall 1988 - 1989 Quarters

HEADCOUNT DISTRIBUTION BY AGE FALL SEMESTERS 1988-1994*

	<u>1988</u>	<u>1989</u>	<u>1990</u>	<u>1991</u>	<u>1992</u>		<u>1993</u>	<u>1994</u>
TOTAL	6,833	7,758	7,886	8,777	9,623		10,510	11,382
Under 19 years	1,032	1,244	1,288	1,378	2,023	Under 18 years	282	485
19-20 years	1,405	1,643	1,684	1,842	1,808	18-19 years	2,917	3,110
21-22 years	1,273	1,405	1,401	1,702	1,911	20-21 years	1,738	2,142
23-24 years	871	1,023	1,053	1,184	1,167	22-24 years	2,467	2,554
25-29 years	1,009	1,156	1,120	1,225	1,261	25-29 years	1,372	1,416
30-34 years	535	526	556	629	597	30-34 years	684	638
35-39 years	297	351	366	363	388	35-39 years	449	458
Over 39 years	395	408	408	450	468	Over 39 years	601	579
Unknown	16	2	12	4	0		0	0
Mean Age	24.4	24.8	24.2	24.1	23.7		23.2	23.7

*Fall 1988-1989 Quarters

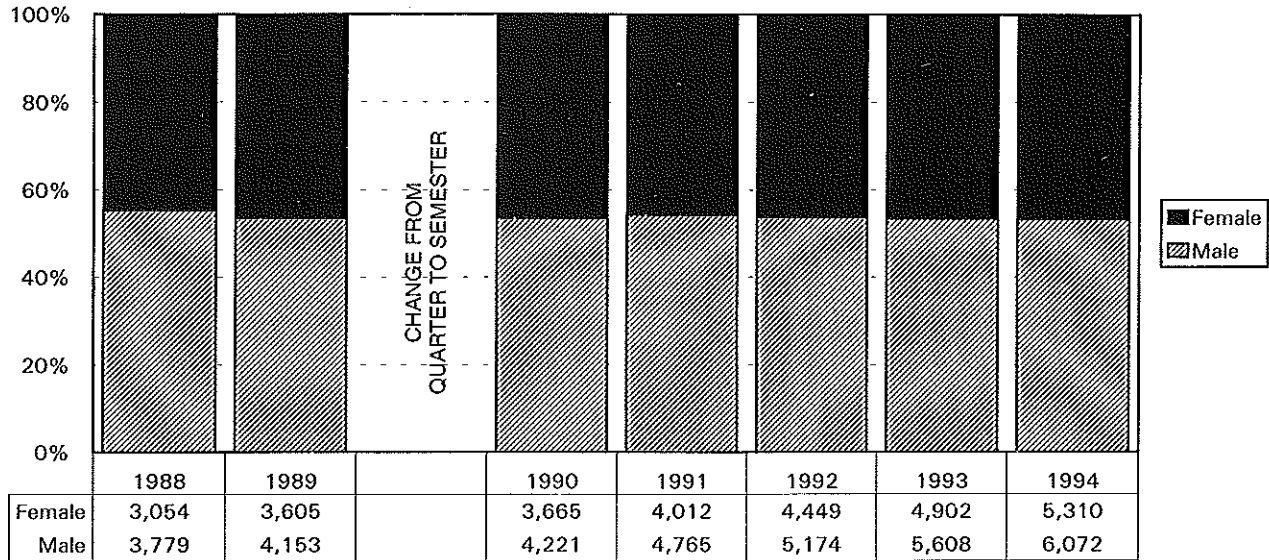
HEADCOUNT DISTRIBUTION BY ETHNIC GROUP Fall Semesters 1988 - 1994*

	<u>1988</u>	<u>1989</u>	<u>1990</u>	<u>1991</u>	<u>1992</u>	<u>1993</u>	<u>1994</u>
Total	6,833	7,758	7,886	8,777	9,623	10,510	11,382
White	6,341	7,205	7,280	8,103	8,839	9,616	10,412
Hispanic	122	169	186	218	204	264	365
Asian-Islander	90	92	104	133	138	149	167
American Indian	112	97	91	97	85	124	125
Black	9	15	19	15	17	14	34
Non-Resident Alien	159	180	206	211	340	343	279

*Fall 1988-1989 Quarters

MALE/FEMALE HEADCOUNT

Fall Semesters 1988 - 1994*

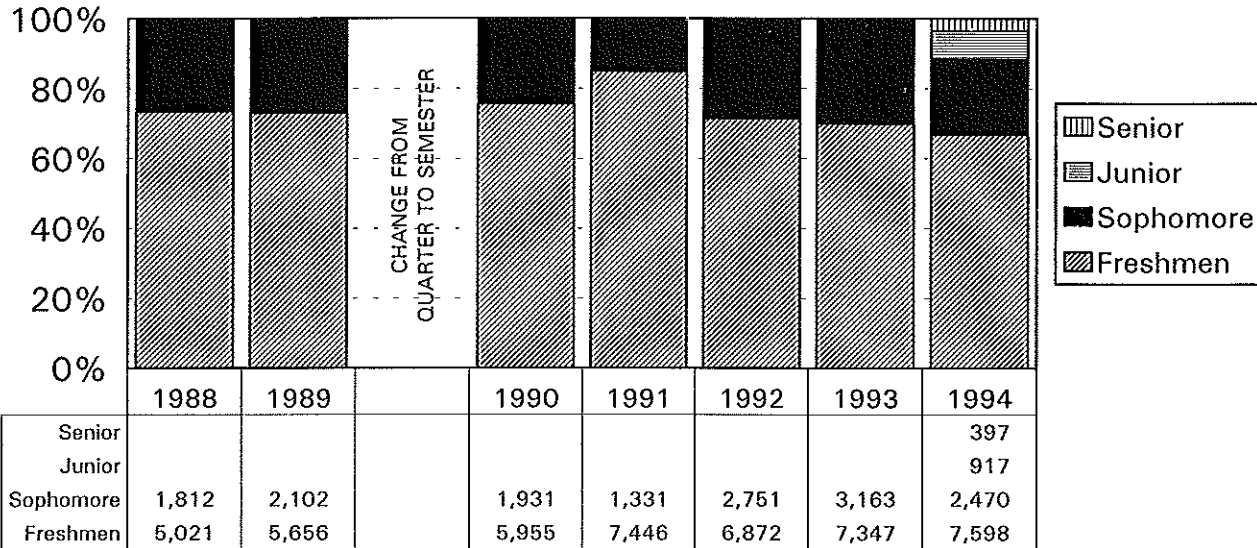


Source: Utah Valley State College, Office of Institutional Research and Strategic Planning

*Fall 1988 - 1989 Quarters

FRESHMAN/SOPHOMORE HEADCOUNT

Fall Semesters 1988-1994*

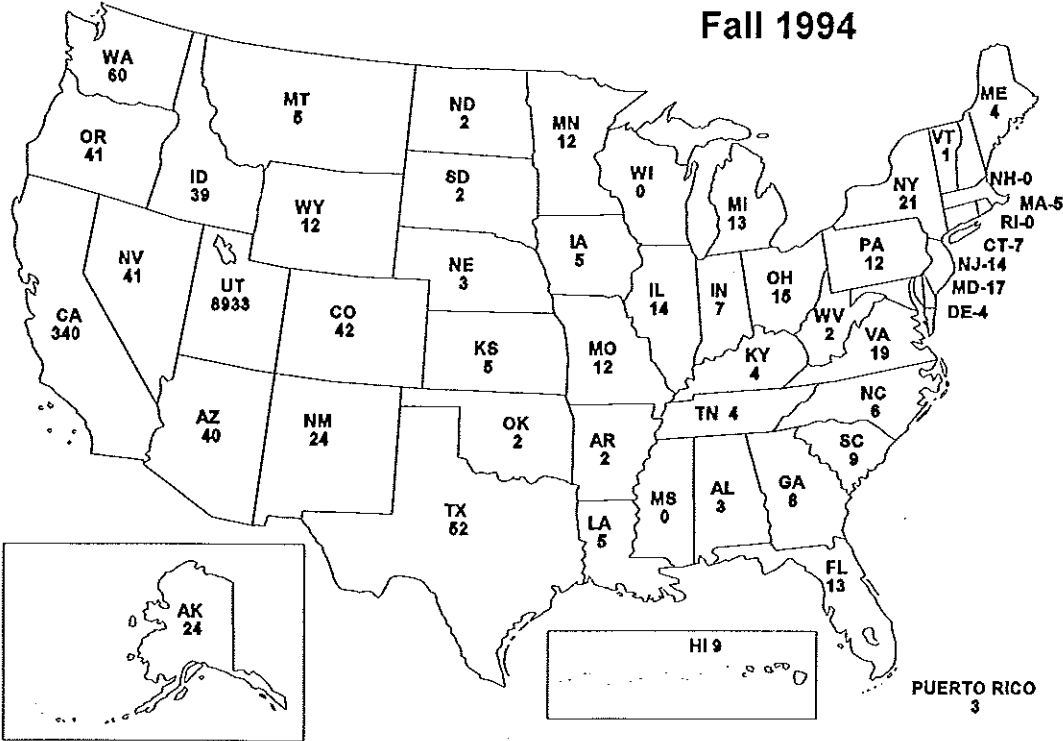


Source: Utah Valley State College, Office of Institutional Research and Strategic Planning

*1988-1989 Quarters

GEOGRAPHIC ORIGIN OF STUDENTS-UNITED STATES

Fall 1994



Source: Utah Valley State College, Office of Institutional Research and Strategic Planning

GEOGRAPHIC ORIGIN OF STUDENTS
FALL 1990-1994
UNITED STATES

<u>States Represented</u>	<u>1990</u>	<u>1991</u>	<u>1992</u>	<u>1993</u>	<u>1994</u>
Alabama	1	2	2	3	3
Alaska	18	5	6	12	24
Arizona	98	134	59	22	40
Arkansas	5	5	1	1	2
California	413	497	345	248	340
Colorado	57	68	38	35	42
Connecticut	4	13	6	3	7
Delaware	0	0	1	1	4
Florida	39	30	9	5	13
Georgia	8	15	6	5	8
Hawaii	11	12	4	7	9
Idaho	117	123	46	22	39
Illinois	23	25	5	7	14
Indiana	8	10	5	2	7
Iowa	7	5	3	1	5
Kansas	11	10	5	5	5
Kentucky	2	5	1	0	4

GEOGRAPHIC ORIGIN OF STUDENTS

FALL 1990-1994

UNITED STATES

(continued)

<u>States Represented</u>	<u>1990</u>	<u>1991</u>	<u>1992</u>	<u>1993</u>	<u>1994</u>
Louisiana	5	12	1	3	5
Maine	3	2	0	2	4
Maryland	10	11	8	7	17
Massachusetts	5	4	2	3	5
Michigan	20	16	6	9	13
Minnesota	11	13	3	2	12
Mississippi	1	3	0	0	0
Missouri	17	15	5	12	12
Montana	21	24	7	5	5
Nebraska	2	1	2	2	3
Nevada	34	52	44	39	41
New Hampshire	1	2	2	1	0
New Jersey	9	15	4	8	14
New Mexico	28	34	22	10	24
New York	21	20	18	9	21
North Carolina	7	6	6	5	6

GEOGRAPHIC ORIGIN OF STUDENTS
 FALL 1990-1994
 UNITED STATES
 (continued)

<u>States Represented</u>	<u>1990</u>	<u>1991</u>	<u>1992</u>	<u>1993</u>	<u>1994</u>
North Dakota	1	0	0	2	2
Ohio	16	22	13	6	15
Oklahoma	8	13	4	5	2
Oregon	40	54	21	25	41
Pennsylvania	13	17	3	5	12
Puerto Rico	13	7	4	4	3
Rhode Island	1	0	0	0	0
South Carolina	9	16	3	8	9
South Dakota	24	3	0	1	2
Tennessee	12	8	8	9	4
Texas	53	60	16	27	52
Utah	6268	6808	8452	9298	8933
Vermont	2	1	1	0	1
Virgin Islands	1	1	0	0	0
Virginia	16	6	21	10	19
Washington	92	92	52	36	60

GEOGRAPHIC ORIGIN OF STUDENTS

FALL 1990-1994

UNITED STATES

(continued)

<u>States Represented</u>	<u>1990</u>	<u>1991</u>	<u>1992</u>	<u>1993</u>	<u>1994</u>
West Virginia	2	5	2	1	2
Wisconsin	10	6	3	3	0
Wyoming	26	31	8	10	12
Unknown/blank	0	0	0	0	268
Total	7624	8239	9283	10,252	10,185

CITIZENSHIP OF STUDENTS - Fall 1994



Source: Utah Valley State College, Office of Institutional Research and Strategic Planning

CITIZENSHIP OF FOREIGN STUDENTS

Fall 1990-1994

<u>Countries Represented</u>	<u>1990</u>	<u>1991</u>	<u>1992</u>	<u>1993</u>	<u>1994</u>
Angola	0	0	0	1	1
Argentina	4	7	10	5	4
Austria	1	0	0	0	2
Australia	3	5	5	2	2
Barbados	0	1	1	2	2
Belgium	3	4	1	1	2
Belize	0	1	0	0	1
Bolivia	3	4	3	3	3
Brazil	6	7	5	5	12
Bulgaria	0	0	1	2	2
Cameroon	1	1	0	0	0
Canada	41	51	56	42	2
Chile	4	5	4	2	6
China	0	2	6	1	7
Columbia	2	0	0	0	2
Costa Rica	4	5	3	2	2
Cuba	0	0	0	0	1
Denmark	2	1	1	1	2
Dominican Republic	0	5	5	6	5
Ecuador	7	1	4	4	2
El Salvador	1	2	2	2	8

CITIZENSHIP OF FOREIGN STUDENTS

Fall 1990-1994

(continued)

<u>Countries Represented</u>	<u>1990</u>	<u>1991</u>	<u>1992</u>	<u>1993</u>	<u>1994</u>
England	3	4	4	3	4
Fiji	0	0	0	0	1
Finland	0	0	1	0	0
France	1	2	1	1	4
Germany	5	5	2	5	7
Greece	0	0	0	0	1
Grenada	1	4	1	0	0
Guatemala	1	2	9	3	8
Haiti	1	1	1	1	6
Honduras	0	7	8	5	9
Hong Kong	6	7	10	11	12
Hungary	0	0	0	0	1
India	5	1	0	1	2
Indonesia	6	7	0	1	2
Iran	1	1	0	0	2
Israel	0	2	0	0	0
Italy	4	2	0	1	6
Jamaica	1	1	1	2	2
Japan	51	64	86	98	92
Jordan	0	0	3	1	2

CITIZENSHIP OF FOREIGN STUDENTS

Fall 1990-1994

(continued)

<u>Countries Represented</u>	<u>1990</u>	<u>1991</u>	<u>1992</u>	<u>1993</u>	<u>1994</u>
Korea	2	4	16	15	9
Kuwait	1	2	0	0	1
Lebanon	0	0	1	1	0
Madagascar	0	0	0	0	1
Malaysia	2	1	0	1	0
Marshall Islands	0	0	0	0	1
Mexico	13	15	30	14	35
Morocco	1	1	0	0	1
Nepal	0	0	0	0	1
New Caledonia	0	1	0	0	0
New Zealand	1	1	0	0	1
Nicaragua	0	1	0	0	4
Nigeria	0	0	0	2	0
Northern Ireland	0	0	0	0	1
Norway	0	0	2	1	0
Panama	1	2	6	2	4
Paraguay	0	1	0	0	0
Peru	7	5	4	1	3
Philippines	1	0	1	2	3
Poland	0	0	1	1	6
Portugal	2	1	0	1	4

CITIZENSHIP OF FOREIGN STUDENTS

Fall 1990-1994

(continued)

<u>Countries Represented</u>	<u>1990</u>	<u>1991</u>	<u>1992</u>	<u>1993</u>	<u>1994</u>
Scotland	1	1	0	1	1
Singapore	1	0	1	3	0
South Africa	1	1	0	2	5
Soviet Union	0	0	1	0	0
Spain	3	2	5	2	2
Sri Lanka	0	1	0	0	1
St. Vincent	0	0	0	0	1
Sudan	1	0	0	0	0
Sweden	2	1	4	2	1
Switzerland	2	2	2	4	4
Taiwan	14	10	16	16	14
Thailand	14	2	7	8	4
Tonga	2	1	0	0	4
Uganda	2	1	0	0	1
United Arab Emirates	0	1	0	0	1
Uruguay	0	0	1	0	0
Venezuela	6	6	4	0	9
Vietnam	1	0	1	1	2
West Indies	4	7	3	2	6
Western Samoa	1	0	0	0	1
Yugoslavia	0	0	0	0	1
Zaire	1	1	0	0	0

GRADUATE DEGREES & CERTIFICATES AWARDED 1993-1994 School Year

	<u>1993-94</u>
Associate of Science	486
Associate of Arts	65
Associate in Applied Science	310
Diploma	36
One-Year Certificate	132
Two-Year Certificate	0
TOTAL	1029

CONTENTS

SUPPORT ORGANIZATIONS

Faculty Senate Presidents	81
Ace/Pace Presidents	81
Utah Valley State College Foundation Board, 1994-1995	82
Utah Valley State College Foundation Board Members, 1994-1995	83
Utah Valley State College Alumni Association Board of Directors, 1994-1995	84
Utah Valley State College Student Alumni Association Officers, 1994-1995	85
Utah Valley State College Alumni Past President's Club	85
Advisory Committees, Accounting, Air Conditioning and Refrigeration Technology, Automotive Technology, Aviation Science, Building Construction & Construction Management, Building Inspection, Business Management,	86
Advisory Committees, Cabinetry and Architectural Woodwork, Child Education & Family Studies, Collision Repair, Computer Science & Information, Culinary Arts, Diesel Mechanics, Drafting	87
Advisory Committees, Electrical Automation, Electronics & Computer Technology, Environmental Technology	88
Advisory Committees, Finance and Banking, Fire Science, Graphics Commercial Art, Honors Program, Hospitality Management	89
Advisory Committees, International Business, Legal Assistant, Lineman Technology, Machine Tool Technology, Nursing	90
Advisory Committees, Office Technology Administration, Physical Plant Management, Professional Driving, Welding	91

CONTENTS

SUPPORT ORGANIZATIONS (continued)

Clubs and Organizations, Alpha Kappa Epsilon, Campus Venture, CASS-CASP, Chess, Cogito Ergo Pingo	92
Clubs and Organizations, Computer Club, Delta Phi Omega, DEX, Drafting Club, Environmental	93
Clubs and Organizations, French Club, GAIA, Game Club, German Club, Health Awareness, Hewlett Packard . .	94
Clubs and Organizations, IMA, Intercollegiate Knights, International Student Club, Jipang, Karate, Korean	95
Clubs and Organizations, Lambda Delta Sigma, LAUSA, Law Society, LDSSA, Math, MIDImuse	96
Clubs and Organizations, Native American Student Club, Nijutsu Club, Outdoor Recreation, Phi Beta Lambda, Phi Theta Kappa,	97
Clubs and Organizations, Philosophy Club, Polynesian Club, Quarks Snarks and Boojums, Racquetball, Rainbow Club, Rodeo Club	98
Clubs and Organizations, Sigma Gamma Chi, Ski Club, Slavic Club, Snowboarding Club, Soccer, Spanish Club	99
Clubs and Organizations, Student Alumni, Student Literary Publications Club, Student Nurses Association, Synergy, VICA, USU/UVSC IMA	100
Clubs and Organizations, Utah Valley Collegiate Aero Club, Utah Valley Cyclists, UVSC Ballroom Dance Company, UVSC Women's Soccer Club, Western Dance Club, Women's Connection	101

FACULTY SENATE PRESIDENTS

1977-78	Stephen L. Adams	1986-87	F. Dennis Farnsworth
1978-79	Douglas E. Warner	1987-88	Barbra Ann Hoge
1979-80	Russell C. Black	1988-89	Orrin A. Nelson
1980-81	Robert F. Steele	1989-90	J. D. Davidson
1981-82	Kenneth M. Foster	1990-91	Bonnie G. Henrie
1982-83	J. D. Davidson	1991-92	Del Shumway
1983-84	Wesley M. Bitters	1992-93	Douglas Bradley
1984-85	Kenneth M. Foster	1993-94	D.J. Rowley
1985-86	Larry B. Marsing	1994-95	Hugh Rode

Source: Utah Valley State College, Faculty Senate Minutes

ACE/PACE PRESIDENTS

1983-84	ACE	Barbara Dabling	1989-90	PACE	Noel C. Lyman
1984-85	ACE	Duane Jacobs	1990-91	PACE	Michael V. Jacobsen
1985-86	ACE	Lucile M. Steele	1991-92	PACE	Leah J. Holt
1986-87	ACE	Linda L. Makin	1992-93	PACE	Michael L. Jones
1987-88	PACE	Evan A. Frampton	1993-94	PACE	Tara Yates
1988-89	PACE	Thomas R. Rasmussen	1994-95	PACE	Marilyn Mansfield

Source: Utah Valley State College, Office of Institutional Research and Strategic Planning

UTAH VALLEY STATE COLLEGE FOUNDATION BOARD 1994 - 1995

Craig Carlile
Dick Chappell
Ronald J. Dallin
Cory L. Duckworth
David D. Halladay
Thone Heppler
Greg Nelson
David W. Reeves
Kerry D. Romesburg
Neal Savage
Marlon O. Snow, Chairman
LaVorn G. Sparks, Vice-Chairman

Ray Quinney & Nebeker
UVSC
Storehouse Markets
UVSC
First Security Bank of Utah
Zions National Bank
Magnetic Research, Inc.
Beneficial Life Insurance
UVSC
Savage Brothers
MST Trucking, Inc.

UTAH VALLEY STATE COLLEGE FOUNDATION MEMBERS 1994 - 1995

G. William "Bill" Aaron
Bill J. Anderson
Merrill Bushnell
Louise Clyde
Wilford W. Clyde
Stanley E. Collins
David Gunther
Ron Hawkins
J. Marvin Higbee
Doug Horne
Jeff Kahn
Renee Nelson
Norm Nielsen
H. Don Norton
David Palfreyman
Florence B. Ragan
Wilson W. Sorensen
Paul Sybrowsky
Maria Vargas
Hal Wing
Steve Winn

Merrill Lynch
Business Consultant
Century 21 Bushnell Realty
Retired
Geneva Rock
Smith Barney Shearson
Merrill Lynch
Hawkins, Borup, Cloward
Jostens Learning
Horne's Lodging Properties
First Security Bank
The Daily Herald
SCERA Corporation
Far West Bank
Central Bank & Trust
Retired
UVSC President Emeritus
DYNIX, Inc.
Hard Disk Cafe
Wing Enterprises, Inc.
Mr. Mac's

UTAH VALLEY STATE COLLEGE
ALUMNI ASSOCIATION BOARD OF DIRECTORS
1994 - 1995

Ellie Bodily
William A. Brown, Past President
Blake Buhler
Sheila Christensen, Treasurer
Geri Clements, President
Dave Densley
Lynn Fausett
Kerry Graves
Heidi Hess
Marshelle Holmes
Jeffrey Kahn, President Elect
Phil Mock
Tom Rasmussen
Shad Sorenson
Lisa Warner

Business:

Pepsi Cola/7-Up Bottling Company
NOAH

Regional Telephone Directory
General Contractor
Service Master
Brigham Young University
Covey Leadership Center
First Security Bank of Utah
IBM
UVSC - Computer Services
UVSC - Studentbody President
Freelance Graphic Artist

UTAH VALLEY STATE COLLEGE
STUDENT ALUMNI ASSOCIATION OFFICERS
1994 - 1995

Kara Childs, Treasurer/Recruiting
Phil Clegg, Vice President
Charles Hardman, Publicity
Katie Jensen, Secretary/Historian
Mary Tilson, President

UTAH VALLEY STATE COLLEGE
ALUMNI PAST PRESIDENT'S CLUB

Brent J. DeMille
David D. Halladay
Greg Nelson
Jon W. Startup

Business: Mansell & Associates Realty
First Security Bank
Magnetic Research, Inc.
Startup Candy Company

ADVISORY COMMITTEES

1994 - 1995

Accounting

Steve Densley
Diane Hicken
Gene Hughes
Mercedes Smith
Joe Squire
Lewis Tippets
Kelly Ward

Air Cond & Refrig Technology

Gaylen Atkinson
Richard Carmen
Randy Farnworth
Dean Gunther
Bob Remund

Automotive Technology

Jerry Boyer
Gary Cheever
Phil Crockett

Automotive (cont)

Jim MacFarland
Jared Robison
Chris Smith

Aviation Science

Lowell Call
Claude LePendu
Jim Mathis
Richard Nye
Steve Snelson
Debbie Valline

Building Const & Const Mgt

Russ Berry
Louis Deaux
John Dester
Bill Fairbanks
Robert Hansen
Ed Lavu

Building Inspection Tech

Roger Evans
Paul Hayward
Chuck Hugo
Frank Robinette
Greg Sauter
Alicia Timm
Jerry Wray

Business Management

Randy Armstrong
Scott Baird
Ken Fakler
T. J. James
Rob Kallas
Neal Larson
Brad Mortenson
Mark Olson
Jon Startup
Bryce Taylor

ADVISORY COMMITTEES

1994 - 1995

(continued)

Cabinet & Archit Woodwork

Jon Fondell
Dennis Hardcastle
Michael Marcum

Child Ed./Family Studies

Rudy Anderson
Ann Austin
Staci Christensen
Harvey Hirschi
RoniLynn Jenkins
Kathy Luke
Ireta Midgley
Susan Ord
Diane Pace
Luana Searle
Anita Spainhower
Sterling Swensen
Ginger Wooley
Cheryl Wright

Collision Repair Technology

Dave Adams
Clay Atkinson
Lee Bellows
Pat Griffiths
Dale Peterson
Steve Whitlock

Computer Science & Info Systems

Alan Ashton
Elaine Bonham
Richard Bradford
Steve Carter
Alan Dixon
Richard Hodson
Lee Murdock
Brett Parkinson
Betty Ann Rember
Gordon Stokes

Culinary Arts

Kim Anderson
Tracy Erdmann
Wayne Griffin
Rico Renzetti
Glen Sandberg
Len Thompson
Marilyn Thorne
Mark Steaner

Diesel Mechanics Technology

John Crandall
Ron Dallinga
Albert Harmer
Don Jones

Drafting Technology

Mechanical Drafting
Dan Olson
Mike Thompson

ADVISORY COMMITTEES

1994 - 1995

(continued)

Electrical Drafting

Keith Hegerhorst

Civil Drafting

Carl Cook

Clyde Naylor

Al York

Structural Drafting

Terry L. Beighley

David Patten

Architectural Drafting

Kevin Madson

Elect Auto Technology

Bernard Cope

Gary Crawford

Allen Ferreira

Kyle Walters

Rulon Wells

Electronics & Computer

Technology

Tony Coates

Mel Crouch

John Ellsworth

Bill Gillman

John Greenhalgh

Mark Hoyt

Gary Maag

Ralph Merrill

Dick Morrell

Richard Ohran

David Owen

Peter Underlin

Environmental Technology

Gordon Beals

Brent Bradford

Kenneth Bullock

James Carbine

Willard DeVault

David Gunn

Environmental (cont)

John Hayes

Chris Horting

Charles Jeffs

Garland Mayne

Dean Miner

Jay Pitkin

Judy Sims

Neil Taylor

Ken Wilcock

ADVISORY COMMITTEES

1994 - 1995

(continued)

Finance & Banking

Andy Anderson
Scott Cartwright
Leonel Castillo
Richard Hillam
Nanette Lassen
Larry Schlappi
David Wakefield

Fire Science

Scott Adams
Dave Bentley
Lynn Borg
Lorayne Frank
Andrew Glad
Brent Halladay
Robert Headman
Larry Hinman
Bill Leavitt
Shirl Maxfield
John Williams

Graphics/Commercial Art

Sterling Anderson
Jeff Bell
Steve Bushman
Joanne Froelich
Stephen Hales
Wayne Harwood
Steve Keele
Todd Purser
Lynn Roundy
Mike Whitehead

Honors Program

Mike Falgoust
Janae Brown Haas
Larry Harper
Steve Revelli
Mark Spencer
Don Ray Nelson

Hospitality Management

Owen Black
John Bramwell
Sam Brooks
John Warner

ADVISORY COMMITTEES

1994 - 1995

(continued)

International Business

Greg Crandall
Edmond Dosch
Barbara Evert
Lloyd Hansen
Malan Jackson
Randy Lindstrom
David Pearson
Kent Pinney
Lee Radebaugh
Stan Reese
Barry Thompson

Legal Assistant

Tena Boswell
Max Bullett
Robyn Elmer
Beth Kearsley
Julie Monson

Legal (cont)

Marilu Peterson
Peter Reynolds
Honorable David Sam
Tom Sieler
Carol Sjoberg
Layne Sisk
Marie Smith
Marsha Thomas
Gary Wixom

Lineman Technology

Cal Christensen
Dean Cordner
Doug Gadd
Karl Jones
Rick Marchal
Lyle Powell
Brent Thomas

Machine Tool Technology

Max Healey
Jim King
Howard Knight
Danny Olsen

Nursing

Donna Cartwright
Lee Duke
Linda Johnson
Jo Nielsen
Lane Pedersen

ADVISORY COMMITTEES

1994 - 1995

(continued)

Office Tech & Administration

Lorena Aiken
Rex Barrington
Noma Bowman
Lana Anderson Clements
C. Garn Coombs
Susan Corson
Marcia Fluharty
Maralyn Harmstron
Nellie Jensen
Jerry Ann Lance
Carolyn Lloyd
LuAnn Oakes
Loralee Pearson
Becky Petersen
Robert Rose

Physical Plant Management

Lynn Brough
Marshall Leach
Phil Lott
Don Underwood
Mark Woods

Professional Driving

Dick Allen
Ricky Bryan
Randy Hutchings
Ted Lockhart
LeRoy Ownbey
Ward Perry
Reed Reeve
Lynn Thompson
Pam Woodward

Welding Technology

Nile Christofferson
Kevin Kessler
Max Knight
Clark Olsen
Robert Patch
Skip Peterson
George Stokes
Robert Max Walker

CLUBS AND ORGANIZATIONS 1994 - 1995

ALPHA KAPPA EPSILON (CLUB MED) The purpose of CLUB MED is to promote academic excellence in pre-medical students and those interested in any other medical branches. Advisor: Merlin Smith

CAMPUS VENTURE To introduce students to Jesus Christ and to help them grow a relationship with Him. To develop a Christ-centered world view based upon an evangelical interpretation of the Bible and to provide an inter-denominational atmosphere. Advisor: David Porter

CASS-CASP The intermediary by which International students from the Caribbean and Central American are offered the opportunity to share friendship and cultural diversity with American students and vice versa. Advisor: Amber Doty

CHESS This club provides an outlet for those who enjoy this strategic game. It provides a chance to sharpen skills and compete with other chess players. Advisor: D.J. Smith

COGITO ERGO PINGO "I think, therefore I paint". The purpose is to enhance opportunities in visual arts by expanding individual and social development with professionals and peers in the visual arts field. Open to anyone interested in aesthetics. Advisor: Verl Morgan

CLUBS AND ORGANIZATIONS

1994 - 1995

(continued)

COMPUTER CLUB This club provides the opportunity for students to update their computer skills. Advisor:
David Tobler

DELTA PHI OMEGA To assist students enrolled in a business management major. Create a social atmosphere to support student in pursuing their education and encourage them in exploring business and employment opportunities. Advisor: Joseph Buckman

DEX Delta Epsilon Chi, a division of DECA, is a program centering around professional activities such as marketing, management, merchandising, and hospitality. The purpose is to provide real life experiences that may apply to real life situations. Advisor: Wes Bitters

DRAFTING CLUB This club promotes friendships and professional opportunities for all members involved. Provides excellent leadership skills along with social interaction. Sponsors a monthly industry workshop and luncheon. Members of our club learn responsibility and take great pride in providing services to the surrounding communities of UVSC. The most important item of our club is to have FUN! Advisor:
Darin Taylor

ENVIRONMENTAL CLUB Make a difference in restoration, protection, and education program on campus and in the surrounding community. Contact other Environmental groups around the world for unity and environment. Advisor: Eddy Cadet

CLUBS AND ORGANIZATIONS

1994 - 1995

(continued)

FRENCH CLUB To teach and acquaint students with the French Speaking world and their culture and customs.
Advisor: Fred Silvia

GAIA To develop a bio-aesthetical approach, that is any and all processes dedicated to the harmonic expressions of mans' relationship to the environment, through fostering of "geomancy" or the discussion of self, environmental and inter-species, through artistic expression, and development of awareness. Advisor: Jim Harris

GAME CLUB To supply the opportunity for students to play different games. Advisor: Curtis Pendleton

GERMAN CLUB Experience cultural activities related to the German language. This is a great club to join if you speak little German or none at all, but enjoy participation in German cultural events. Advisor: Rudy Lehnhardt

HEALTH AWARENESS KLUB (HAWK) Educate students about substance abuse and prevention. We provide activities to participate in that don't include alcohol and other drugs. Advisor: Connie Kitchens

HEWLETT PACKARD To bring HP handheld calculator users together for mutual benefit with the exchange of information, ideas, and improved usage skills. Advisor: Harvey Mecham

CLUBS AND ORGANIZATIONS

1994 - 1995

(continued)

- IMA** Institute in Management Accountants - Offers association with professional accountants and management. Opportunities to learn ethical standards, professionalism, and to associate with peers. Advisor: Karin Darais
- INTERCOLLEGIATE KNIGHTS** This is a branch of the National Honorary Service Fraternity. Members participate in a variety of service projects. Advisor: Malcolm Crawford
- INTERNATIONAL STUDENT COUNCIL** The purpose is to foster fraternity and cultural integrity among the international students through social and educational activities. Advisor: Rapten Chazotsang
- JIPANG** Offers opportunities for Japanese, Japanese speakers, and those interested in culture to learn and share with each other. Advisor: Junko Watabe
- KARATE CLUB** The main purpose of this club is to help club members learn the mental, physical and spiritual aspects of Kenpo Karate. This club is for those who would like to develop their skills in karate. Advisor: Doug Anderson
- KOREAN CLUB** To help Korean students fulfill their goals as a student and to help UVSC understand the Korean culture. Advisor: Jong Hwang

CLUBS AND ORGANIZATIONS

1994 - 1995

(continued)

- LAMBDA DELTA SIGMA** A sorority sponsored by the LDS Church to strengthen women, allowing them to have influence in student affairs, render campus and community services, enjoy wholesome social activities and build lasting bonds of sisterhood. Advisor: Amy McKay
- LAUSA** (Latin American LAUSA) Provide support to the Hispanic minority and other minorities in providing opportunities for them at UVSC and the community. All students are welcome. Advisor: Chuck Foster
- LAW SOCIETY** Mission statement is to inform and educate its' members; to supplement preparation for future law-related careers; and to socialize with law career oriented people. Advisor: Kathy Bybee
- LDSSA** The goal of the Latter Day Saint Student Association is to bring students unto Christ. This is accomplished by student participation with religious education and student activities which include community service, dances, show choir and many other events. Advisor: Dave Litchford/Scott Anderson
- MATH** This club is for those who enjoy the outcome of a negative derivative. Advisor: David Brandt
- MIDI** muse This club is for those who need a musical diversion in life. It provides a chance to sharpen skills on the synthesizer as well as writing music. Advisor: Monty Georgi

CLUBS AND ORGANIZATIONS

1994 - 1995

(continued)

NATIVE AMERICAN STUDENT CLUB This club is for Native American Students and to expose UVSC Student body to Native American culture. Advisor: Chuck Foster

NIJUTSU CLUB To help members learn effective methods of self protection and promotes the self-development and awareness of those members. Advisor: Carolyn Stuver

OUTDOOR RECREATION AND RENTALS Any college organized activity attempting to implement rock climbing, rappelling, rafting, or any other outdoor activity in their program is required to go through the Outdoor Recreational Department under the direction of Clay Chivers, located in the Student Center. Such activities require special training and equipment. Because of the high liability of these activities, safety is of the utmost importance. Advisor: Clay Chivers

PHI BETA LAMBDA Provide an integral part of the instructional program, additional opportunities for post secondary students in business majors to develop vocational and career supportive competencies and to promote civic and personal responsibilities. Advisor: Colleen Vawdrey

PHI THETA KAPPA The purpose of the club is to recognize and encourage scholarship among two-year college students. Phi Theta Kappa shall provide opportunity for the development of leadership and service; an intellectual climate to exchange ideas and ideals; a lively fellowship for scholars; and the stimulation of interest in continuing academic excellence. Advisor: Mike Falgoust

CLUBS AND ORGANIZATIONS

1994 - 1995

(continued)

PHILOSOPHY CLUB To create an open atmosphere in which philosophical ideas can be discussed. Advisor: Joseph Grcic

POLYNESIAN CLUB This is a great club to join if you want to learn about the Polynesian culture or if you have lived it. Advisor: Peter Uluave

QUARKS, SNARKS, AND BOOJUMS (QSB) To promote Science Fiction and Fantasy literature, art, etc. To provide an outlet for talents of people who want to enter this field in any medium (literature, art, media, etc.) Advisor: Jen Wahlquist

RACQUETBALL This club is provided to sharpen skills of the beginner as well as the intermediate racquetball player. They also compete around Utah. Advisor: Vince Miner

RAINBOW CLUB (ABLE) Advance Awareness, Believe in ourselves, Lend service to community and others, Encourage integration for students and others with disabilities. Membership is not limited to those with disabilities. Theme, "Be in touch with the world around us." Advisor: Curtis Pendleton

RODEO CLUB The club competes in college rodeos throughout Utah and Idaho. Enjoy competing together as a team and participating in many other activities outside of rodeo competition. This club is open to anyone who is interested in rodeo whether you ride, rope or just enjoy a great time. Advisor: Steve Trane

CLUBS AND ORGANIZATIONS

1994 - 1995

(continued)

SIGMA GAMMA CHI A fraternity sponsored by the LDS Church to promote leadership, scholarship, spirituality, service, patriotism and brotherhood. This is a great opportunity to get involved in school affairs and meet people. Advisor: Lee McKay

SKI CLUB The ski team gives students the opportunity to ski competitively against other college students. The team placed third in both men's and women's divisions in 1986 and 1987. Weber State, University of Utah, Utah State and Montana State are current competitors. Advisor: Bart Jacobs

SLAVIC CLUB To promote understanding of Slavic people, languages, and culture. to provide service opportunities for club members on behalf of these people. Advisor: Del Shumway

SNOWBOARDING CLUB To provide an organization where students who enjoy snowboarding will be able to bond, form better relationships, learn and grow from each other both on the snow and off. Advisor: Carl Tobin

SOCCER This club gives students the opportunity to build team participation as well as compete against other college students. Advisor: Carl Johnson

SPANISH CLUB The club is designed for students studying Spanish as a second language. The purpose is to organize social/cultural activities, peer tutoring, and study groups. Advisor: Del Shumway

CLUBS AND ORGANIZATIONS

1994 -1995

(continued)

STUDENT ALUMNI REPRESENTATIVE Bridge the gap between students and alumni. Create reasons for interaction of the two groups in ways that will benefit and promote UVSC. Advisor: Karla Sheehan

STUDENT LITERARY PUBLICATIONS CLUB To provide UVSC students with an opportunity to create and publish personal works of art, graphics, poetry, short stories, narrations, in a yearly student magazine. Advisor: Grant Flygare

STUDENT NURSES ASSOCIATION To provide a professional organization on a state level to student nurses. To have a direct input into standards of nursing education and influence the education process. To influence patient care, nursing education and nursing practice through legislative activities. Advisor: Julie Musselman

SYNERGY Synergy allows students interested in dance to develop their skill and also give UVSC student body more depth in the Fine Arts. Advisor: Connie Reynolds

VICA Vocational Industrial Clubs of America is for all trade, industrial, technical and health occupation students. An emphasis is placed on dignity of work, education, fair play and high moral and spiritual standards. Prepare "...for leadership in the world-of-work" through State and National competitions. Advisor: Eldon Greenhalgh

USU/UVSC IMA (Institute of Management Account) To introduce management accounting students planning careers in business. Advisor: Dennis Greer

CLUBS AND ORGANIZATIONS

1993 -1994

(continued)

UTAH VALLEY COLLEGIATE AERO CLUB The purpose is to promote interest in the science of aviation, and increase public awareness of an appreciation for the impact of aviation in our world. Advisor: Mike Falgoust

UTAH VALLEY CYCLISTS To raise public awareness of cycling and its benefits. The club wants to improve the safety and cyclists practices in Utah Valley. Advisor: Bart Jacobs

UVSC BALLROOM DANCE COMPANY It has been said the "Dance is life put to music." Our purpose is to promote ballroom dancing through the education of others, and the building up of the UVSC Ballroom Dance Company. Advisor: David Nelson

UVSC WOMEN'S SOCCER CLUB To further our soccer abilities and skills. To have fun, to represent UVSC, and widen student soccer experience. Advisor: Hugh Rode

WESTERN DANCE CLUB Students enjoy Western Dance and associating with others. Advisor: D.J. Smith

WOMEN'S CONNECTION Women's Resource Center of UVSC is dedicated to provide information, assistance, and referral concerning the opportunities and resources available on campus and in the community. We are established to help the traditional and non-traditional students alike to access resources, problem solve, and handle stress. We hope to give women the needed support to stay in school long enough to receive the certificates and degrees necessary to become self-sufficient. Advisor: Betty McMaster

CONTENTS

FINANCE

History of Education and General Operating Budgets and Appropriations, 1979-1994	102
History of State Appropriation Per FTE, 1979-1994	103
Education and General Operating Funds Use Expenditure Category, 1994-1995 (pie chart)	104
Education and General Operating Funds Expenditure Purpose, 1994-1995 (pie chart)	105
Education and General Revenue Sources, 1994-1995 (pie chart)	106
History of Education and General Operating Budget and Appropriation, 1983-1994 (bar graph)	107
Fuel and Power Expenditures, 1986-1994 (bar graph)	108
Scholarship Activity Report, 1993-1994	109
Tuition Waiver Activity Report, 1993-1994	112
Financial Aid Activity Report, 1993-1994	114
Federal, State, and Private Gift Status Report, 1993-1994	115
Private Funding, 1991-1994	116

HISTORY OF EDUCATION AND GENERAL OPERATING BUDGET AND STATE APPROPRIATION

<u>Year</u>	<u>Total Budget</u>	<u>State General Fund</u>	<u>Percentage</u>
1979-80	\$7,462,800	\$5,346,500	71.64%
1980-81	\$8,656,400	\$6,206,500	71.70%
1981-82	\$10,281,200	\$7,054,100	68.61%
1982-83	\$11,377,500	\$7,671,400	67.43%
1983-84	\$12,021,700	\$7,997,700	66.53%
1984-85	\$13,854,100	\$9,963,500	71.92%
1985-86	\$15,400,281	\$10,723,475	69.63%
1986-87	\$15,967,752	\$10,716,500	67.11%
1987-88	\$16,796,426	\$11,162,400	66.46%
1988-89	\$17,268,400	\$11,449,800	66.30%
1989-90	\$18,856,800	\$12,370,900	65.60%
1990-91	\$21,319,500	\$13,939,400	65.38%
1991-92	\$23,538,800	\$14,994,600	63.70%
1992-93	\$26,416,500	\$16,121,200	61.03%
1993-94	\$29,663,000	\$17,364,100	58.54%
1994-95	\$33,800,000	\$19,454,300	57.56%

Source: Utah Valley State College, Budget Office
Excludes supplementals and one-time reductions

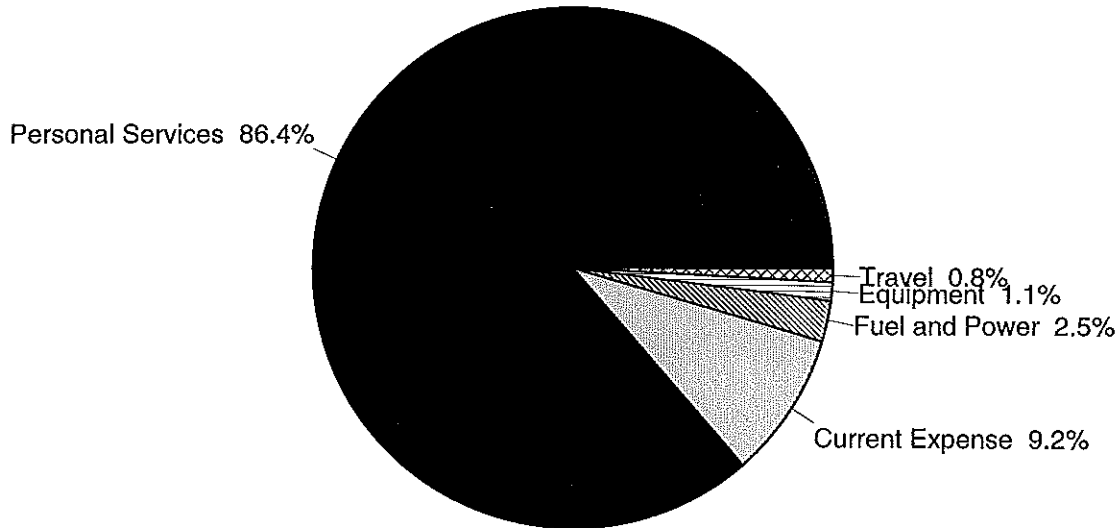
HISTORY OF STATE APPROPRIATION PER FTE*

<u>Year</u>	<u>Base State Appropriation</u>	<u>Annualized FTE</u>	<u>Appropriation Per FTE</u>
1979-80	\$5,346,500	3,250	\$1,645
1980-81	\$6,206,500	3,840	\$1,616
1981-82	\$7,054,100	4,349	\$1,622
1982-83	\$7,671,400	5,035	\$1,524
1983-84	\$7,997,700	5,272	\$1,517
1984-85	\$9,963,500	4,947	\$2,014
1985-86	\$10,723,475	4,899	\$2,189
1986-87	\$10,716,500	5,206	\$2,058
1987-88	\$11,162,400	5,302	\$2,105
1988-89	\$11,449,800	5,329	\$2,149
1989-90	\$12,370,900	5,854	\$2,113
1990-91	\$13,939,400	5,787	\$2,409
1991-92	\$14,994,600	6,732	\$2,227
1992-93	\$16,121,200	7,472	\$2,158
1993-94	\$17,364,100	8,021	\$2,165

*FTE = Full-time equivalent

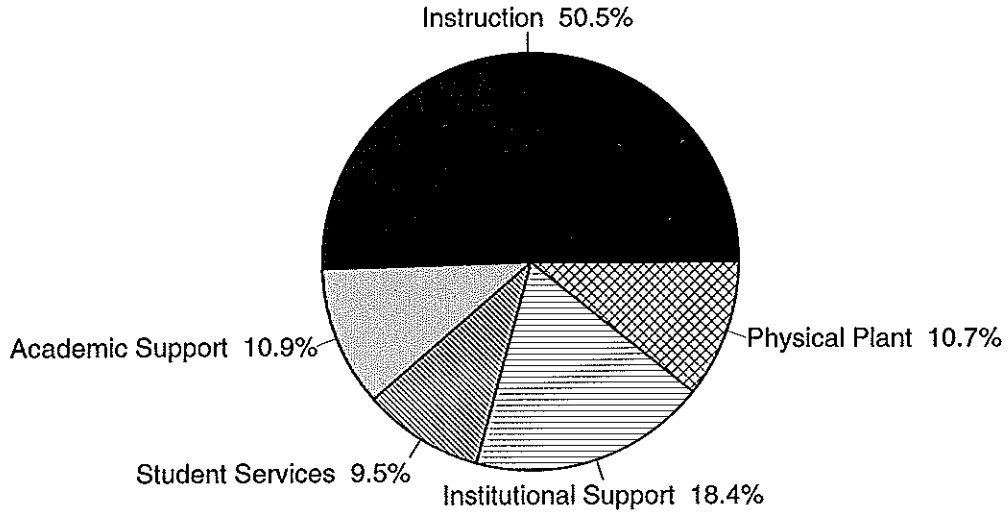
Source: Utah Valley State College, Budget Office

EDUCATION & GENERAL OPERATING FUNDS USE EXPENDITURE CATEGORY 1994 - 1995



Source: Utah Valley State College, Budget Office

EDUCATION & GENERAL OPERATING FUNDS EXPENDITURE PURPOSE 1994 - 1995

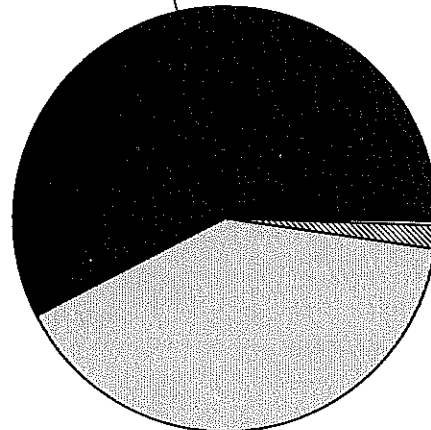


Source: Utah Valley State College, Budget Office

EDUCATION AND GENERAL REVENUE SOURCES

1994 - 1995

State General Fund 57.6%

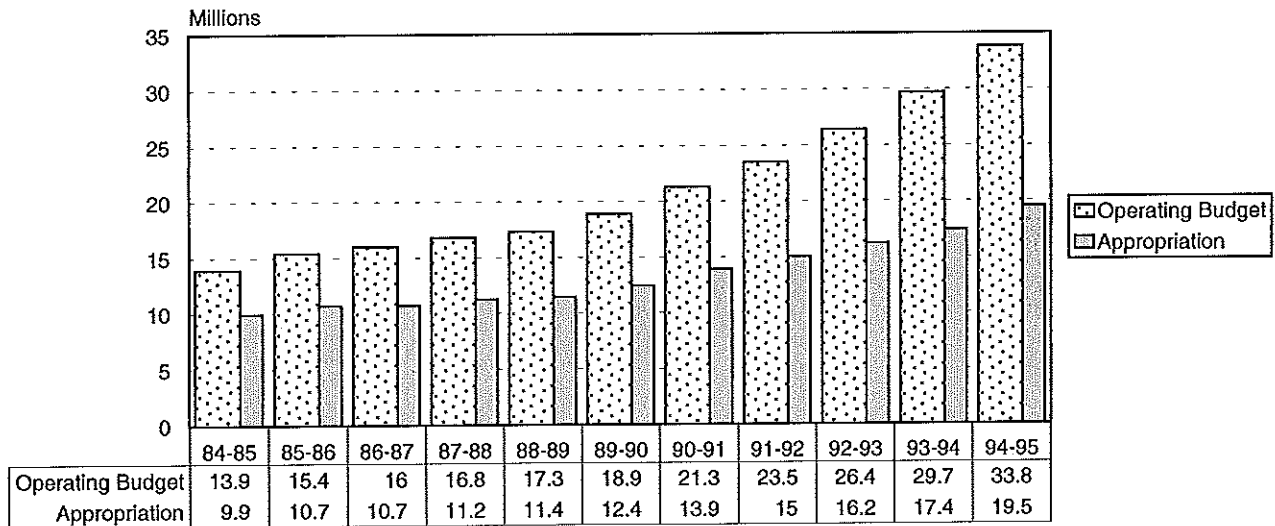


Other 0.3%
Mineral Lease 1.7%

Tuition and Fees 40.4%

Source: Utah Valley State College, Budget Office

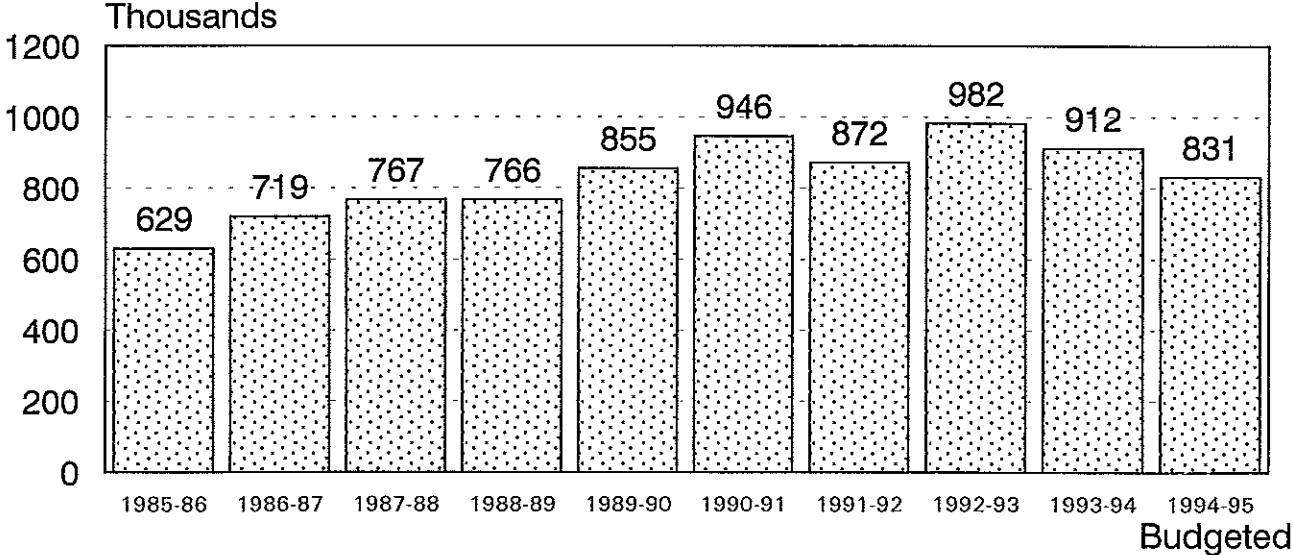
HISTORY OF EDUCATION AND GENERAL OPERATING BUDGET AND STATE APPROPRIATION



Source: Utah Valley State College, Budget Office

FUEL AND POWER EXPENDITURES

(Includes energy projects approved by the Board of Regents)



Source: Utah Valley State College, Budget Office

SCHOLARSHIP ACTIVITY REPORT 1993-1994

<u>Name</u>	<u>Number</u>	<u>Amount</u>
Athletic Scholarship	47	\$15,020
Auto Expo Scholarship	1	557
Don Black Scholarship	2	1,100
Browning Trust	7	3,956
Irma Burg (PEO)	2	1,383
Don and Renee Butler	3	1,665
Scott Carson Memorial	1	200
Victor and Fae Cartwright	12	6,553
Cass Cycle J	17	81,864
Cass Scholarship	17	81,864
CBT	2	1,050
Blaine and Louise Clyde	3	1,500
Collision Repair Scholarship	1	900
Crouch Auto Mechanic Scholarship	3	4,200
First Security Scholarship	2	1,100
Dwane Frandsen	1	183
General Scholarship	9	6,613
Geneva Steel Emp-Scholarship	3	3,000
Greer Nursing Scholarship	4	1,400
Gunther Family Scholarship	4	1,500

SCHOLARSHIP ACTIVITY REPORT

1993 - 1994

(continued)

<u>Name</u>	<u>Number</u>	<u>Amount</u>
Homebuilders Scholarship	3	\$ 1,114
Veonne Howlett Memorial	3	2,049
Don James	1	700
Larsen Foundation	1	700
Joanne B. Losee	1	700
LPN Nursing Scholarship	2	600
Mac Minority Scholarship	28	21,723
James McFarlane	1	3,223
Minority Scholarship	1	683
Mountain Fuel Scholarship	3	1,509
Pacific Corp.	8	4,916
Pearson Trust Scholarship	8	4,200
PGA Scholarship	5	2,600
Pleasant Grove Health Scholarship	1	1,114
Presidential Scholarship	19	22,545
Florence B. Ragan	4	2,500
Carrol M. Reid Memorial	8	4,400
Rodeo Scholarship	6	4,607

SCHOLARSHIP ACTIVITY REPORT

1993 - 1994

(continued)

<u>Name</u>	<u>Number</u>	<u>Amount</u>
Wilson Sorensen Scholarship	1	\$ 700
Stouffer Foods Scholarship	2	878
Student Activities	15	6,316
Student Alumni Scholarship	3	1,392
Student Government	8	284
Paul and Lyn Sybrosky	1	700
Turning Point Scholarship	1	683
Utah Career Teaching Scholarship	10	11,219
TOTAL	285	\$317,663

TUITION WAIVER ACTIVITY REPORT 1993-1994

<u>Name</u>	<u>Number</u>	<u>Amount</u>
Athletic Non-resident Waiver	15	\$ 12,454
Athletic Non-resident Full	5	3,063
Athletic Waiver	64	54,315
Financial Aid Discretionary	2	1,114
First Time Needs Waiver	20	18,381
First Time Student Waiver	99	118,168
General Studies Waiver	21	19,495
Governor Vocational Waiver	17	10,601
Learning Enrichment Center	4	2,220
Miscellaneous Non-resident Waiver	2	1,671
Performing Arts Music Waiver	60	16,431
Performing Arts Theater	22	16,710
President Discretionary Waiver	4	2,228
President Scholarship Waiver	19	20,052
Public Relations Waiver	10	5,013
School of Business Waiver	48	15,547

TUITION WAIVER ACTIVITY REPORT

1993-1994

(continued)

<u>Name</u>	<u>Number</u>	<u>Amount</u>
School of Health Occupations Waiver	21	\$ 15,596
School of Trades and Technology Waiver	32	12,554
Second Year Tuition Waiver	47	50,130
Special Attainment Waiver	17	10,601
Student Activities Waiver	57	31,021
Student Activities Non-resident	5	3,063
Vice President Discretionary	6	4,359
TOTAL	597	\$444,787

FINANCIAL AID ACTIVITY REPORT 1993 - 1994

<u>GRANTS</u>	<u>NUMBER OF STUDENTS</u>	<u>AMOUNT</u>
Pell	3,383	\$4,536,151
SEOG	1,175	281,989
SSIG	412	96,990
Institutional Grant	13	3,601
 <u>LOANS</u>		
Alaskan Loans	14	51,955
Canadian Loans	2	2,730
Perkins	111	184,137
PLUS Loans	5	7,151
Stafford	2,706	2,308,522
Supplemental Loans	5	7,913
Short-Term	2,323	1,595,910
Unsubsidized Stafford	242	175,716
 <u>EMPLOYMENT</u>		
Federal Work-Study	111	183,579
 TOTAL	 10,502	 \$9,436,344

Source: Utah Valley State College, Office of Financial Aid

FEDERAL, STATE, AND PRIVATE GIFT STATUS REPORT

1993-1994

Formula	\$512,216	Fire Science Training	\$ 345,000
Sex Equity	50,158	Talent Search	173,557
Single Parent	97,061	Children's Center	60,800
Tech Prep. Educ III E	196,509	Centers of Excellence	150,000
Apprenticeships	10,000	Serving Utah Network	20,000
Community Based Org IIIA	33,423	Student Literacy	34,781
JTPA	8,000	Drug Prevention	53,701
Displaced Homemakers	52,686	Disabled Students	110,000
Flow Thru	84,591	Sunset Manor Foundation	2,049
Youth Employment Training	15,309	Intermountain Mfg. Training	471,000
Summer Youth Employment	18,952	Title III	447,259
Regions not Served by ATC's	213,645	Environmental Technology	35,498
		SCU Partnership	300,000
		Upward Bound	200,000
SUBTOTAL	\$1,292,550	SCUP	319,726
		Ethics	59,810
		Women's Center	10,000
		USAID	484,000
		SUBTOTAL	\$3,277,181
		TOTAL	\$4,569,731

PRIVATE FUNDING
 (Includes Foundations, Corporations, Businesses, and Individuals)

	<u>1991-92</u>	<u>1992-93</u>	<u>1993-94</u>
UNRESTRICTED:	\$2,745	\$8,000	\$21,173
RESTRICTED:	510,049	316,124	283,330
ENDOWMENT:	299,201	141,061	121,139
GIFTS IN KIND:	183,675	279,465	165,550
TOTAL PRIVATE FUNDING	<u>\$995,670</u>	<u>\$774,650</u>	<u>\$591,192</u>

CONTENTS

FACILITIES

Physical Facilities, Building, Square Feet	117
Physical Facilities, Buildings in Progress	118
Physical Facilities, Priority Requests 1995	119
Physical Facilities, Type of Space	120
Physical Facilities, Square Feet (bar graph)	121
Age of Physical Facilities, Placed in Service, Square Footage	122

PHYSICAL FACILITIES AS OF JULY 1, 1994

<u>Building</u>	<u>Gross Square Feet</u>
Activity Center	39,500
Administration Building	81,645
Automotive Building	96,878
Business Building	71,520
Central Plant & Auxiliary Buildings	11,162
Environmental Technology Lab	6,715
Trades Building	140,815
Learning Resource Center	91,577
Pioneer House	1,511
Planning Center & Auxiliary Buildings	19,737
Provo Campus	161,590
Science Building	82,482
Student Center	92,023
President's Residence	5,705
 Total Square Feet*	 902,860

*SQUARE FOOTAGE FIGURES ARE APPROXIMATE

PHYSICAL FACILITIES
Buildings in Progress 1994

<u>Buildings in Progress</u>	<u>Gross Square Feet</u>
Physical Education/Special Events Center	225,410
Total Square Feet*	225,410

*SQUARE FOOTAGE FIGURES ARE APPROXIMATE

PHYSICAL FACILITIES

<u>Priority Requests for 1995</u>	<u>Gross Square Feet</u>
Technology Building	221,300
Space Utilization/Capacity Enhancement	33,900
Physical Plant/Receiving Complex	52,700
Humanities & Arts Building	221,300
Total Net Square Feet*	386,800

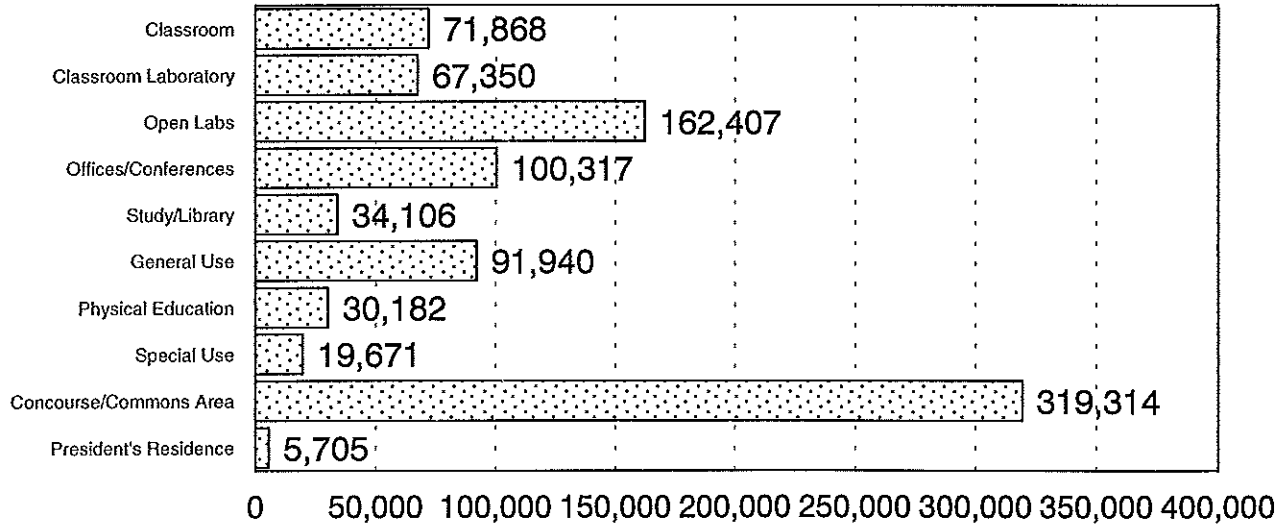
*SQUARE FOOTAGE FIGURES ARE APPROXIMATE

PHYSICAL FACILITIES
TYPE OF SPACE
AS OF JULY 1, 1994

<u>Type of Space</u>	<u>Gross Square Feet</u>
Classrooms	71,868
Classroom Laboratories	67,350
Open Labs	162,407
Offices/Conference Rooms	100,317
Study/Library Facilities	34,106
General Use Facilities	91,940
Physical Education Facilities	30,182
Special Use Facilities	19,671
Concourse/Common Areas	319,314
Residential	5,702
Total Square Feet*	902,860

*SQUARE FOOTAGE FIGURES ARE APPROXIMATE, SPACE INCLUDES "LEASED IN" AND "LEASED OUT" SQUARE FEET, OPEN LAB SPACE IS EQUIPMENT INTENSIVE - NOT VACANT SPACE

PHYSICAL FACILITIES NET SQUARE FEET



FALL 1994

**AGE OF PHYSICAL FACILITIES
AS OF JULY 1, 1994**

<u>Placed in Service</u>	<u>Square Footage</u>
1950-1959	86,790
1960-1969	74,800
1970-1979	404,275
1980-1989	206,697
1990	23,270
1992	39,780
1993	46,000
 Total Square Footage	 881,612

(Pioneer House and temporary building not included)

CONTENTS

RESEARCH

GRADUATE FOLLOW-UP	123
What was your primary reason for attending college at UVSC?	124
Since I left UVSC, I have attended a four-year college or university?	125
Have you been employed since leaving UVSC?	126
Did you change or modify your objectives while attending college?	127
Do you feel that you accomplished your objectives in coming to UVSC?	128
Did your UVSC degree/certificate help you obtain or improve your employment?	129
How related is (was) this employment to the education you received at UVSC?	130
I would attend UVSC again to meet my educational needs?	131
I would recommend UVSC to others in my major?	132
My classes were taught well?	133
Course content matched my expectations?	134
At UVSC, I improved my writing skills?	135
At UVSC, I improved my computation skills?	136
At UVSC, I improved my speaking skills?	137
At UVSC, I improved my listening skills?	138
At UVSC, I improved my decision making?	139
Because I attended UVSC, I am more tolerant of different ideas and individuals?	140

CONTENTS

RESEARCH (continued)

Because I attended UVSC, I improved my quality of life?	141
Overall, I consider my education at UVSC:	142
NEW STUDENT SURVEY	143
What is your student status?	144
How far is your home from UVSC?	145
How did you learn about UVSC?	146
What are your living arrangements?	147
Will you need financial assistance?	148
How many semesters do you plan to attend?	149
Are you a member of a single parent family?	150
Has anyone in your family completed a four-year college degree?	151
If yes, what is the highest degree for your father, mother, brother/sister?	152
How many children are in your parents' family?	153
How many hours do you plan to work each week while attending school?	154
What is your approximate family income?	155
How likely are you to pursue a four year degree?	156
If you decide to pursue a four-year degree, where would UVSC rank as an option?	157
If UVSC was not your first choice, please indicate your first choice?	158
Why did you choose to attend UVSC?	159

CONTENTS

RESEARCH (continued)

COMMUNITY PERCEPTIONS SURVEY	160
Are you aware that UVSC now offers four year degrees?	161
Are you aware of what four year degrees UVSC now offers?	162
Were you aware that UVSC still offers vocational and technical programs?	163
Do you believe UVSC will continue to focus on their two year programs?	164
Is anyone in your family considering a four year degree at UVSC?	165
Do you know anyone who is presently attending UVSC?	166
How do you receive the majority of your information about UVSC?	167
Gender?	168
Age?	169
Highest completed education?	170
Family income?	171
STUDENT SERVICES ACCREDITATION SURVEY	172
I was treated courteously at the Admissions window	173
I was treated courteously when phoning Admissions	174
I was treated courteously when phoning the Registration Helpline	175
I was treated courteously at the Registration window	176
I was treated courteously at the Financial Aid window	177
I was treated courteously at the Cashier's window	178
I was treated courteously when arranging my appointment for orientation and assessment	179

CONTENTS

RESEARCH (continued)

Information I received from Admissions was clear, accurate, and helpful	180
I am satisfied with telephone registration	181
How many terms have you attended UVSC (UVCC)?	182
Advisor respected you, your opinions, and circumstances	183
Advisor was knowledgeable about UVSC courses, programs, and procedures	184
Advisor helped you resolve questions	185
Overall rating of advisor	186
Did you meet with an academic advisor prior to your first orientation?	187
Did your advisors review the assessment results with you?	188
Did your advisor use the assessment results to help you select courses?	189
Do you believe the mandatory advisor meeting helped you?	190
Would you recommend the orientation process for other students entering UVSC?	191
I felt the information presented on the computer orientation was useful	192
The length of the tour and computer information was appropriate	193
I can depend on a timely mailing of my transcript to myself, other institutions, companies, etc.	194
I received my grades within ten days of the end of the semester/term	195
If a problem has occurred with my records I feel help is available at records	196
Do you believe the new student assessment and its results to be:	197
Do you believe the new student tour to be:	198
Do you believe the computer presentation to be:	199
Are you aware that UVSC has an established volunteer service office?	200

CONTENTS

RESEARCH (continued)

Do you understand the purpose of the volunteer service office?	201
Do you believe the volunteer service office is or will be an asset to UVSC students?	202
Are you interested in participating in volunteer service activities?	203
Do you attend student activities on campus?	204
Do the activities on campus appeal to your interests?	205
Have you ever put any suggestions in the suggestion boxes around the campus?	206
Are you involved in any clubs or organizations on campus or the institute program?	207
Would you like to become involved in clubs on campus?	208
Would an on-campus travel center be useful or convenient for you?	209
Do you feel you were treated courteously at the ID/ticket information desk?	210
Were the questions that you asked at the ID/ticket information desk answered to your satisfaction?	211
Are you aware of the Wolverine debit card?	212
Are you satisfied with using the debit card?	213
Have you read the college student newspaper, "The College Times"?	214
I consider the overall quality of the college newspaper good or superior	215
I read the college student newspaper on a regular basis	216
I have made purchasing decisions after reading the advertisements in the student newspaper	217
I found the content of the student newspaper to be informative, timely, and relative to students	218
The most informative pages of the student newspaper were the:	219
More emphasis and information should be given to which section of the student newspaper?	220
The most impressive section of the student newspaper is:	221

CONTENTS

RESEARCH (continued)

The least impressive section of the student newspaper is:	222
Which time of the day is better to hold a forum?	223
EMPLOYER SATISFACTION SURVEY	224
Job-related conceptual knowledge	225
Job-related technical knowledge	226
Attitude toward work (professionalism)	227
Quality of work	228
Communications and interpersonal skills	229
Overall job preparation	230

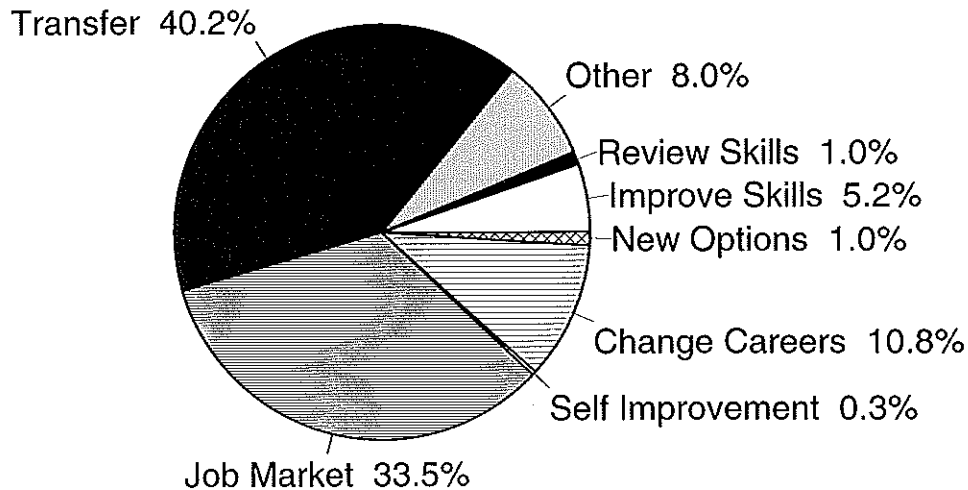
GRADUATE FOLLOW-UP

At the completion of each academic year, UVSC graduates are contacted by an independent research firm and asked to respond to an extensive questionnaire about their experiences at UVSC.

The 1992-93 school year graduates were surveyed and their responses to pertinent questions are shown in the following graphs. The sample included 287 graduate responses.

WHAT WAS YOUR PRIMARY REASON FOR ATTENDING COLLEGE AT UVSC?

GRADUATE FOLLOW-UP SURVEY 1992-93




n = 287 1/94

SINCE I LEFT UVSC, I HAVE ATTENDED A FOUR-YEAR COLLEGE OR UNIVERSITY

GRADUATE FOLLOW-UP SURVEY 1992-93

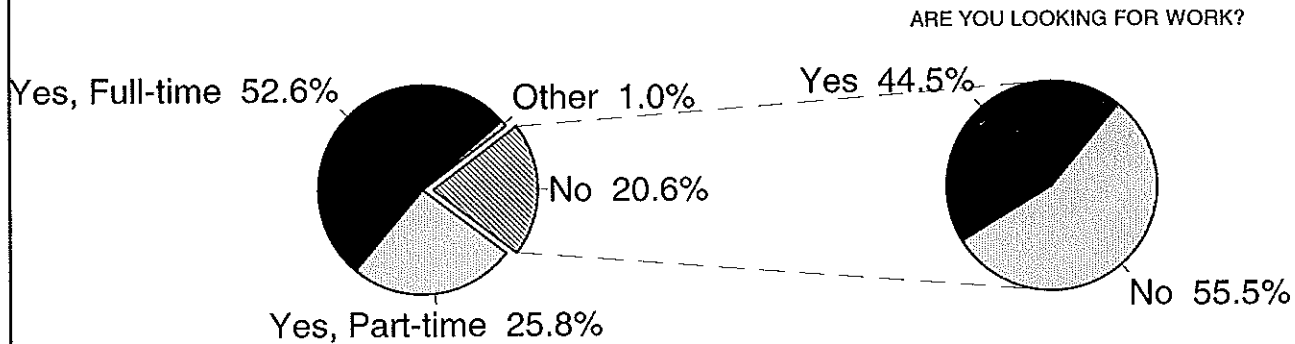
I HAVE COMPLETED THE FOLLOWING SINCE ATTENDING UVSC



n = 287 1/94

HAVE YOU BEEN EMPLOYED SINCE LEAVING UVSC?

GRADUATE FOLLOW-UP SURVEY 1992-93

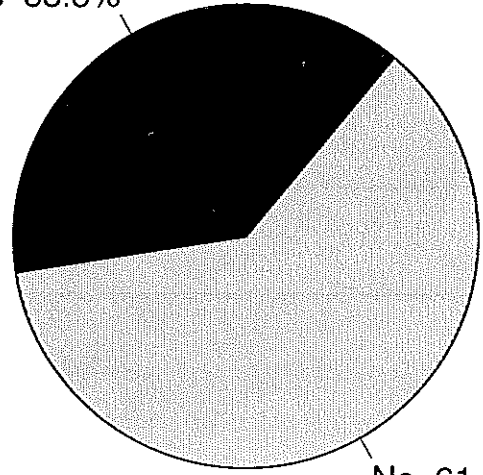


n = 287 1/94

DID YOU CHANGE OR MODIFY YOUR OBJECTIVES WHILE ATTENDING COLLEGE?

GRADUATE FOLLOW-UP SURVEY 1992-93

Yes 38.3%



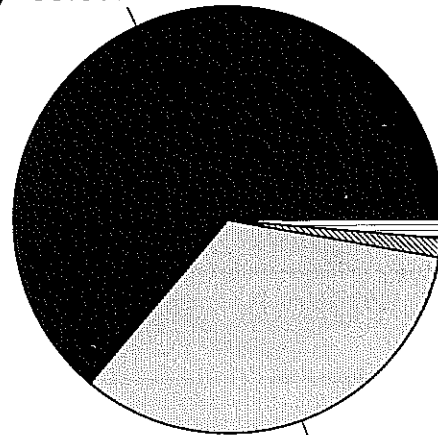
No 61.7%

n = 287 1/94

DO YOU FEEL THAT YOU ACCOMPLISHED YOUR OBJECTIVES IN COMING TO UVSC?

GRADUATE FOLLOW-UP SURVEY 1992-93

Yes, Completely 63.8%



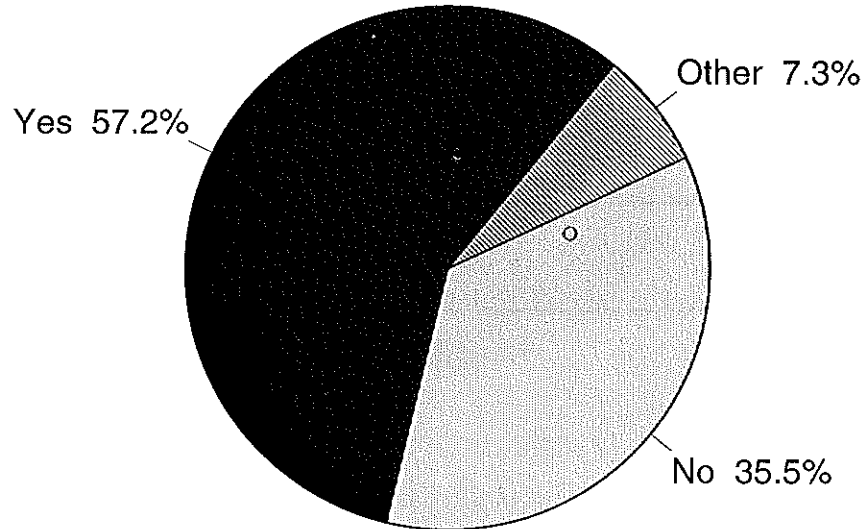
Other 1.4%
No 1.4%

Yes, Partially 33.4%

n = 287 1/94

DID YOUR UVSC DEGREE/CERTIFICATE HELP YOU OBTAIN OR IMPROVE YOUR EMPLOYMENT?

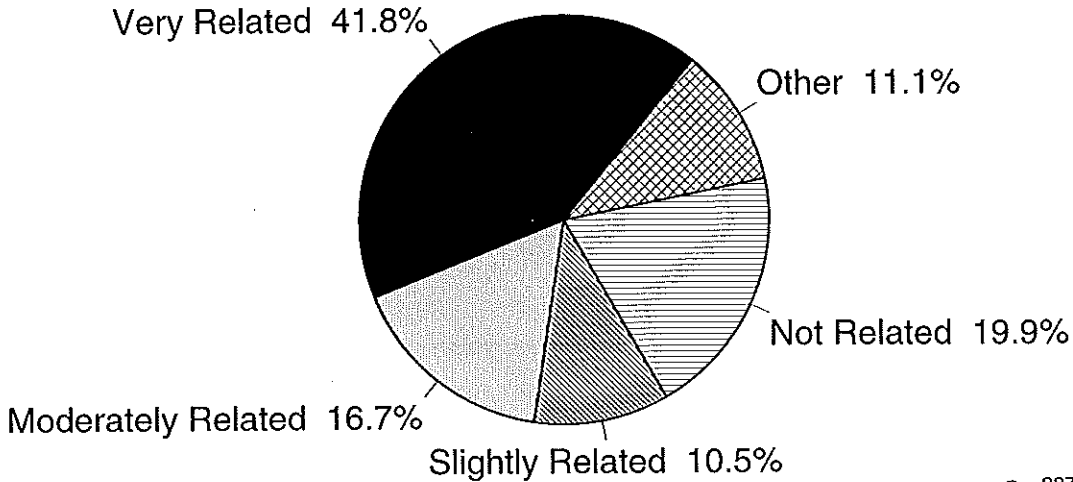
GRADUATE FOLLOW-UP SURVEY 1992-93



n = 287 1/94

HOW RELATED IS (WAS) THIS EMPLOYMENT TO THE EDUCATION YOU RECEIVED AT UVSC?

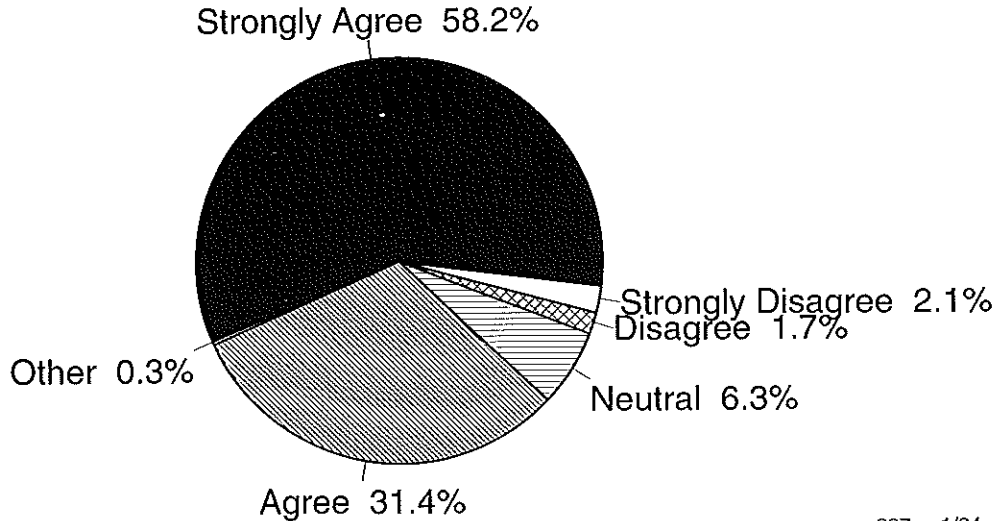
GRADUATE FOLLOW-UP SURVEY 1992-93



n = 287 1/94

I WOULD ATTEND UVSC AGAIN TO MEET MY EDUCATIONAL NEEDS

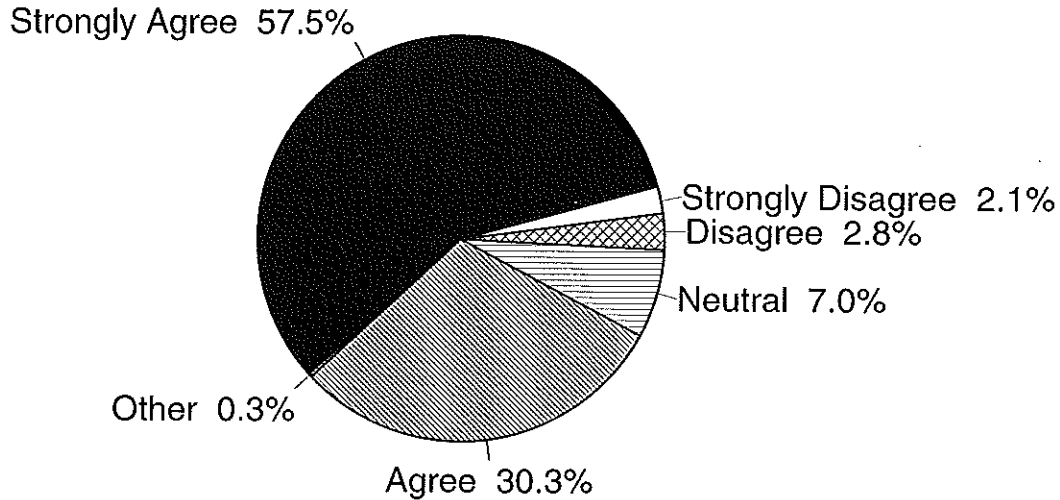
GRADUATE FOLLOW-UP SURVEY 1992-93



n = 287 1/94

I WOULD RECOMMEND UVSC TO OTHERS IN MY MAJOR

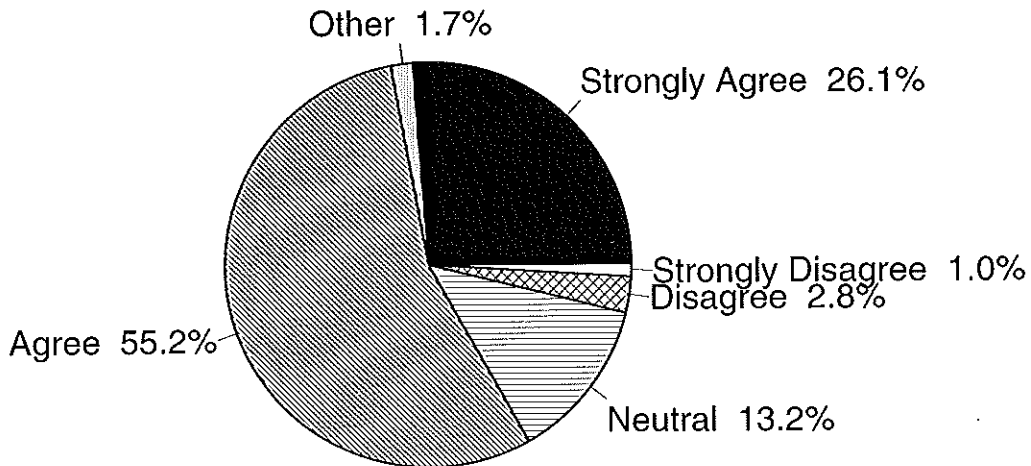
GRADUATE FOLLOW-UP SURVEY 1992-93



n = 287 1/94

MY CLASSES WERE TAUGHT WELL

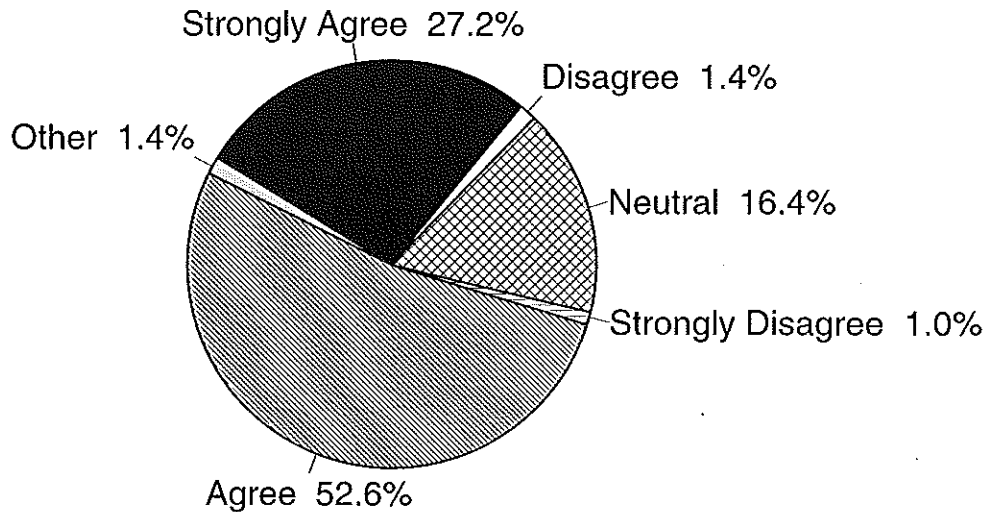
GRADUATE FOLLOW-UP SURVEY 1992-93



n = 287 1/94

COURSE CONTENT MATCHED MY EXPECTATIONS

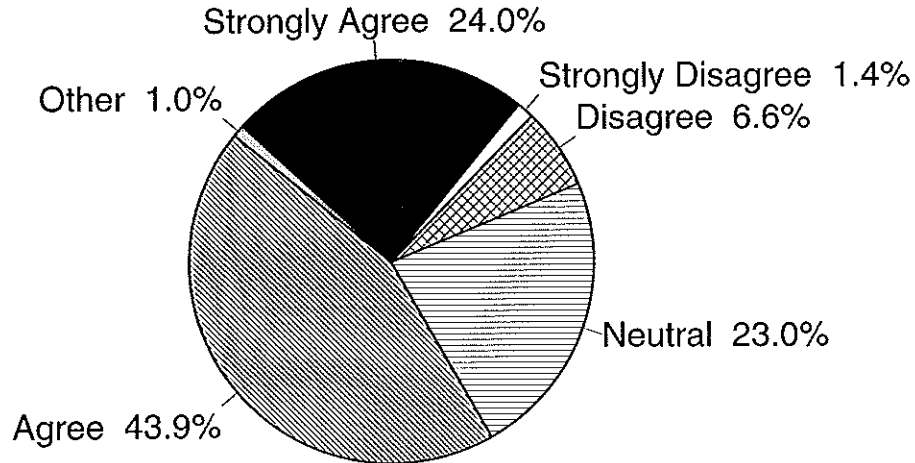
GRADUATE FOLLOW-UP SURVEY 1992-93



n = 287 1/94

AT UVSC, I IMPROVED MY WRITING SKILLS

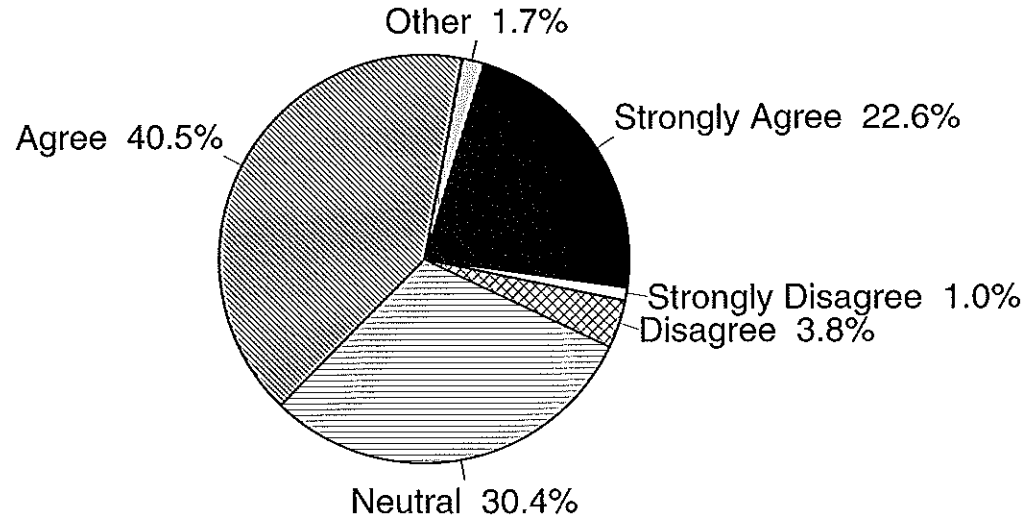
GRADUATE FOLLOW-UP SURVEY 1992-93



n = 287 1/94

AT UVSC, I IMPROVED MY COMPUTATION SKILLS

GRADUATE FOLLOW-UP SURVEY 1992-93

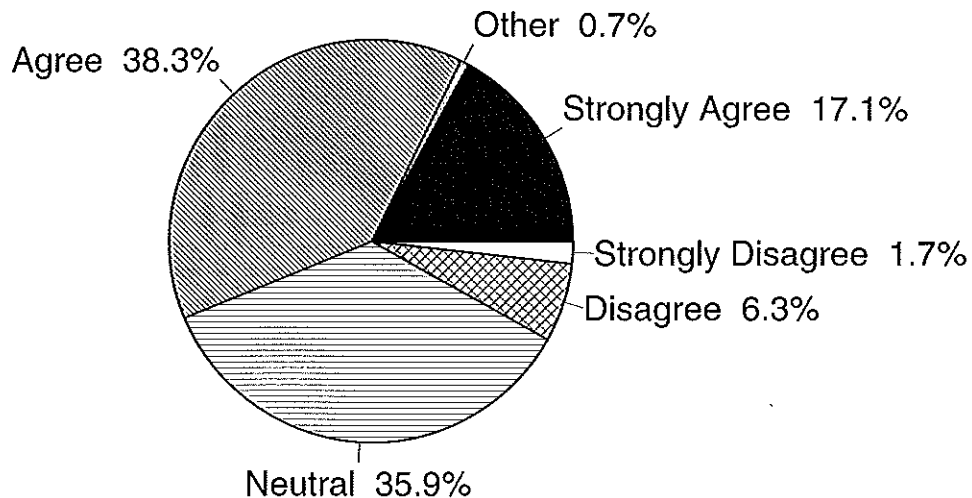


n = 287 1/94

Source: Utah Valley State College, Office of Institutional Research and Strategic Planning

AT UVSC, I IMPROVED MY SPEAKING SKILLS

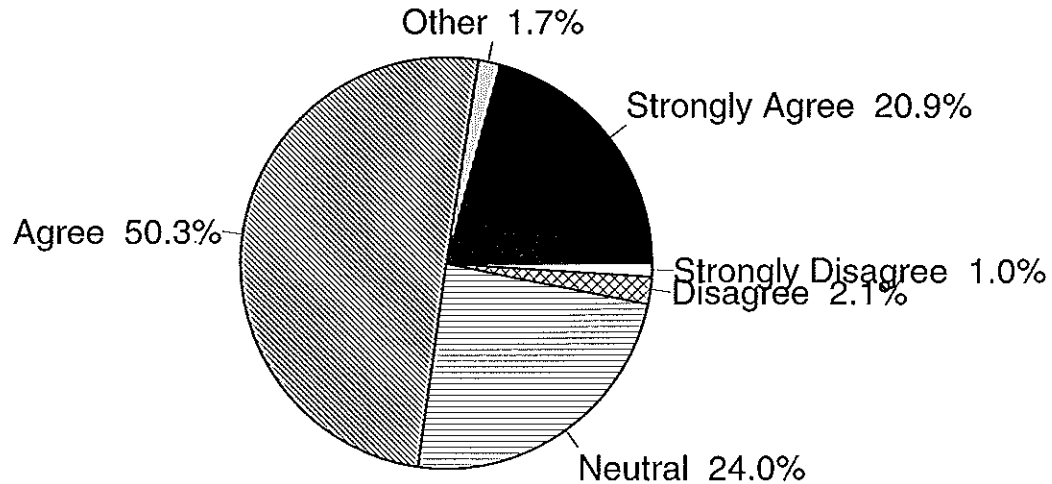
GRADUATE FOLLOW-UP SURVEY 1992-93



n = 287 1/94

AT UVSC, I IMPROVED MY LISTENING SKILLS

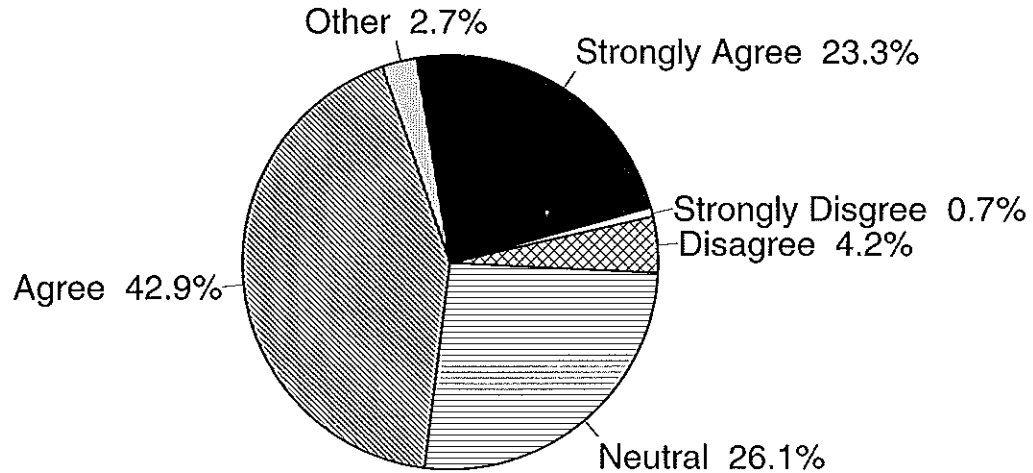
GRADUATE FOLLOW-UP SURVEY 1992-93



n = 287 1/94

AT UVSC, I IMPROVED MY DECISION MAKING

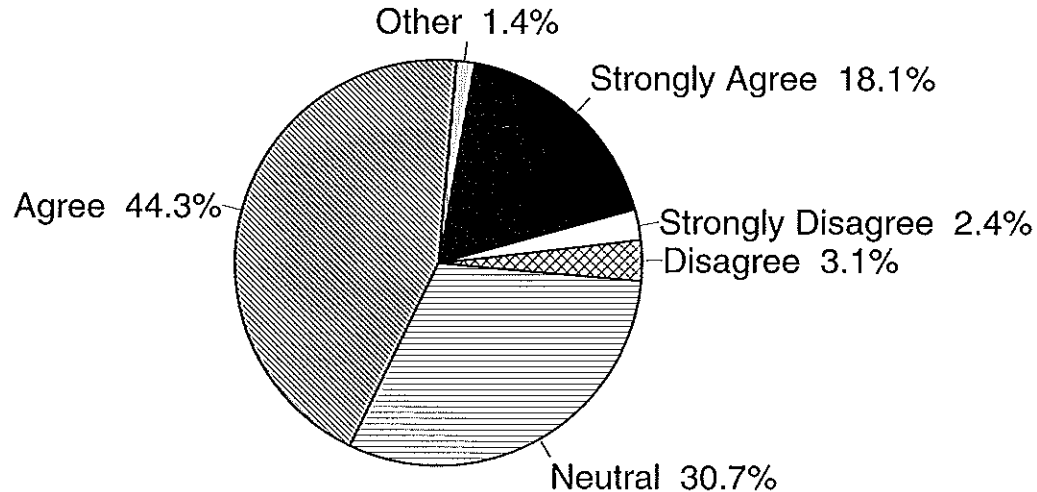
GRADUATE FOLLOW-UP SURVEY 1992-93



n = 287 1/94

BECAUSE I ATTENDED UVSC, I AM MORE TOLERANT OF DIFFERENT IDEAS AND INDIVIDUALS

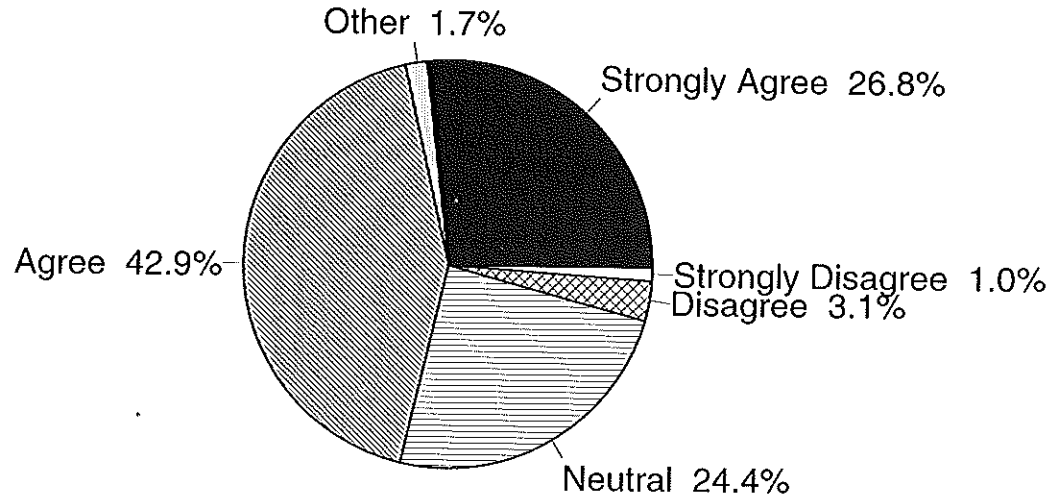
GRADUATE FOLLOW-UP SURVEY 1992-93



n = 287 1/94

BECAUSE I ATTENDED UVSC, I IMPROVED MY QUALITY OF LIFE

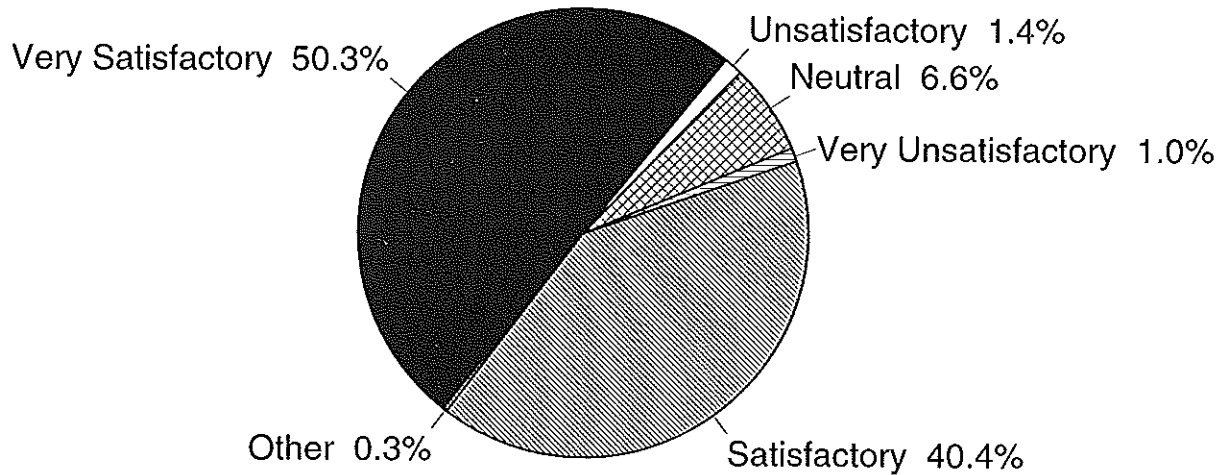
GRADUATE FOLLOW-UP SURVEY 1992-93



n = 287 1/94

OVERALL, I CONSIDER MY EDUCATION AT UVSC:

GRADUATE FOLLOW-UP SURVEY 1992-93



n = 287 1/94

Source: Utah Valley State College, Office of Institutional Research and Strategic Planning

NEW STUDENT SURVEY, FALL 1994

According to the Fall 1994 New Student Survey, 77.7 percent of new fall students plan to work more than 10 hours per week.

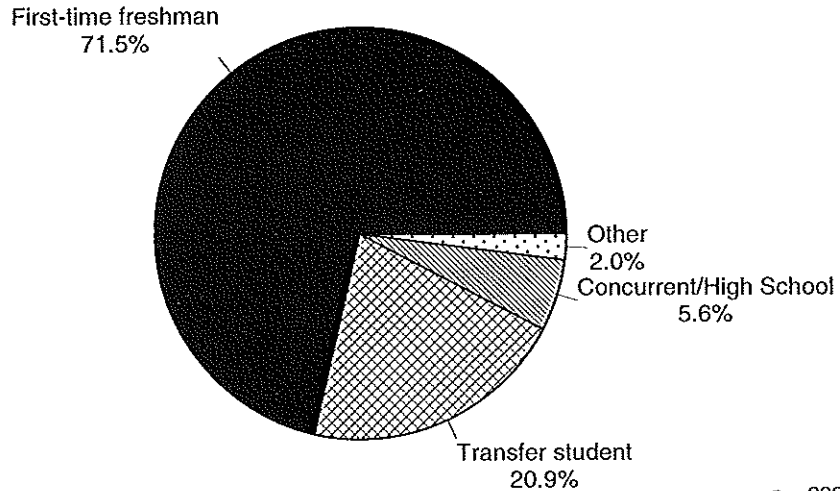
New fall students were surveyed relative to family size, living arrangements, need for financial assistance and working schedules. It was discovered through this survey that: 22.4 percent of new fall students live within five miles of the school and an additional 26.6 percent live within 10 miles of the school.

Forty eight percent of all new fall students live with parents or relatives and 23.8 percent live with other students.

Almost 55 percent of new fall students need financial assistance and 58.2 percent of new fall students come from families with five or more children.

What Is Your Student Status?

Fall 1994 New Student Survey

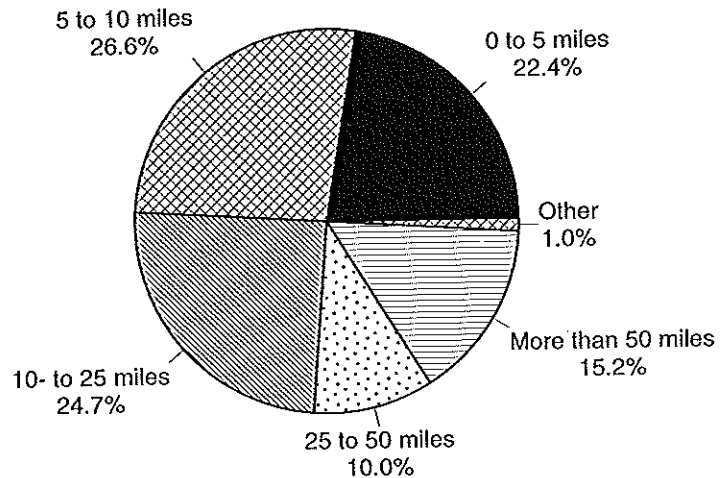


n = 2332
10/94

Source: Utah Valley State College, Assessment Center

How Far Is Your Home From UVSC?

Fall 1994 New Student Survey

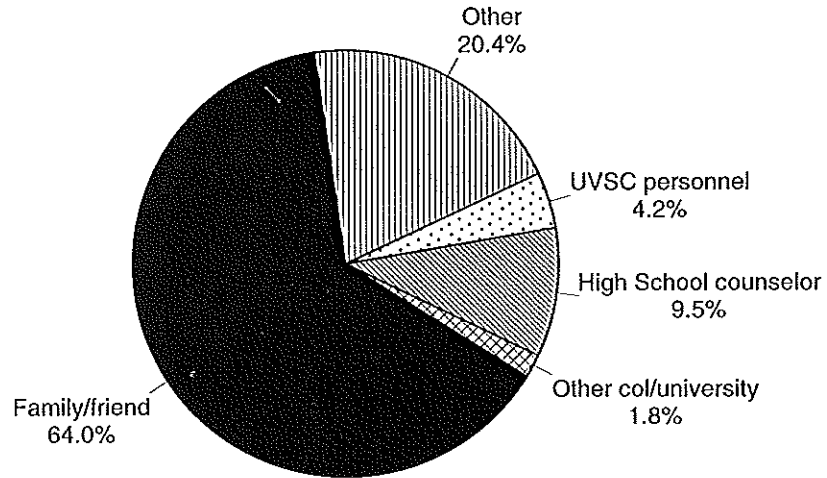


n = 2332
10/94

Source: Utah Valley State College, Assessment Center

How Did You Learn About UVSC?

Fall 1994 New Student Survey

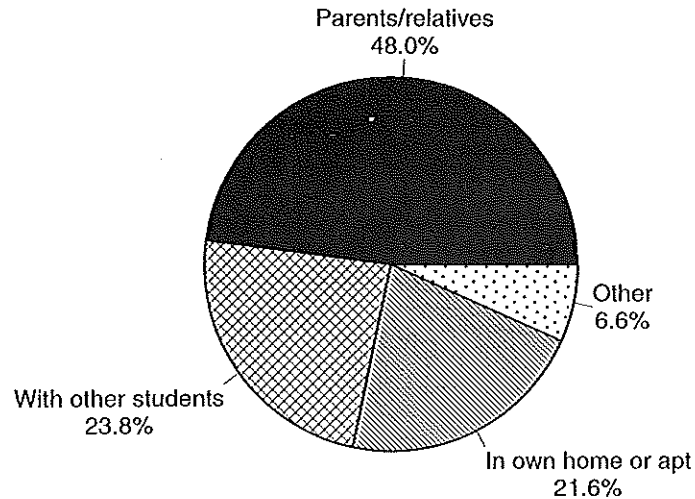


n = 2332
10/94

Source: Utah Valley State College, Assessment Center

What Are Your Living Arrangements?

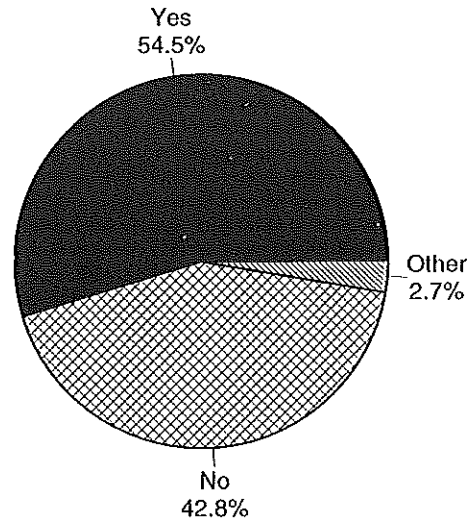
Fall 1994 New Student Survey



n = 2332
10/94

Will You Need Financial Assistance?

Fall 1994 New Student Survey

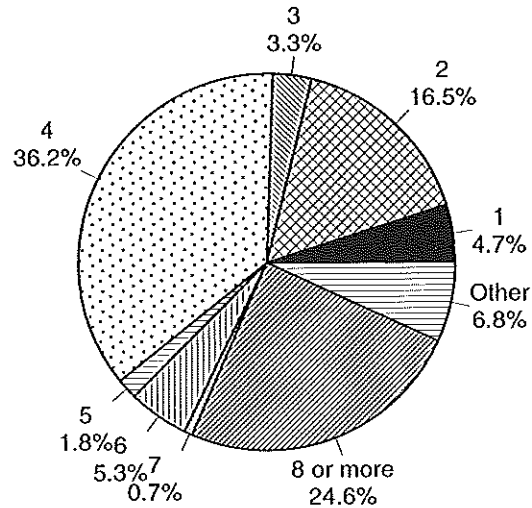


n = 2332
10/94

Source: Utah Valley State College, Assessment Center

How Many Semesters Do You Plan To Attend?

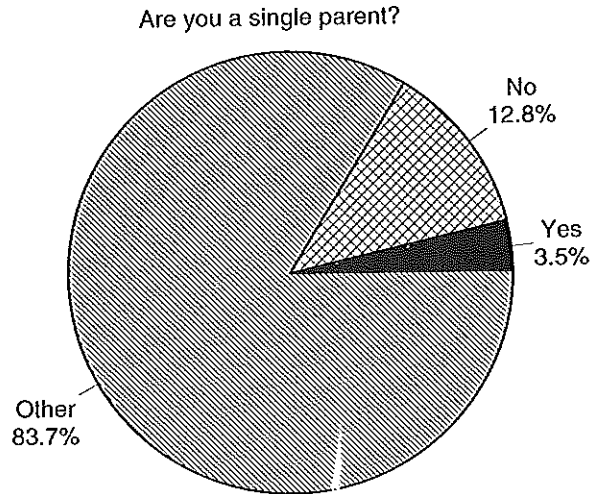
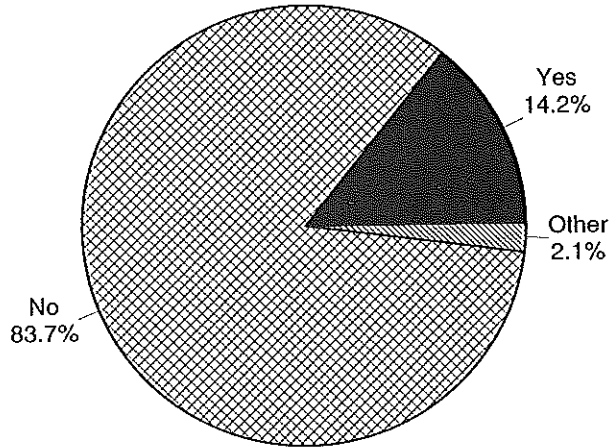
Fall 1994 New Student Survey



n = 2332
10/94

Are You A Member Of A Single-Parent Family?

Fall 1994 New Student Survey

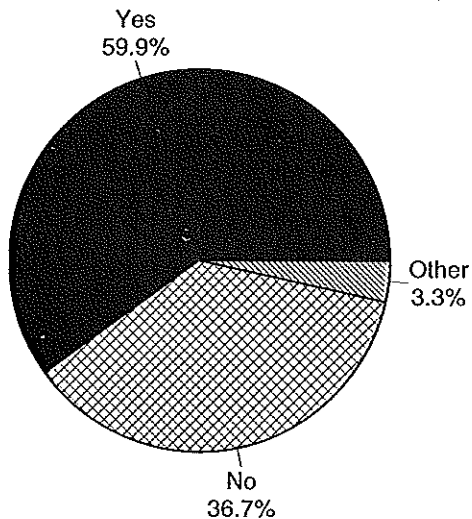


n = 2332
10/94

Source: Utah Valley State College, Assessment Center

Has Anyone In Your Family Completed A Four-Year College Degree?

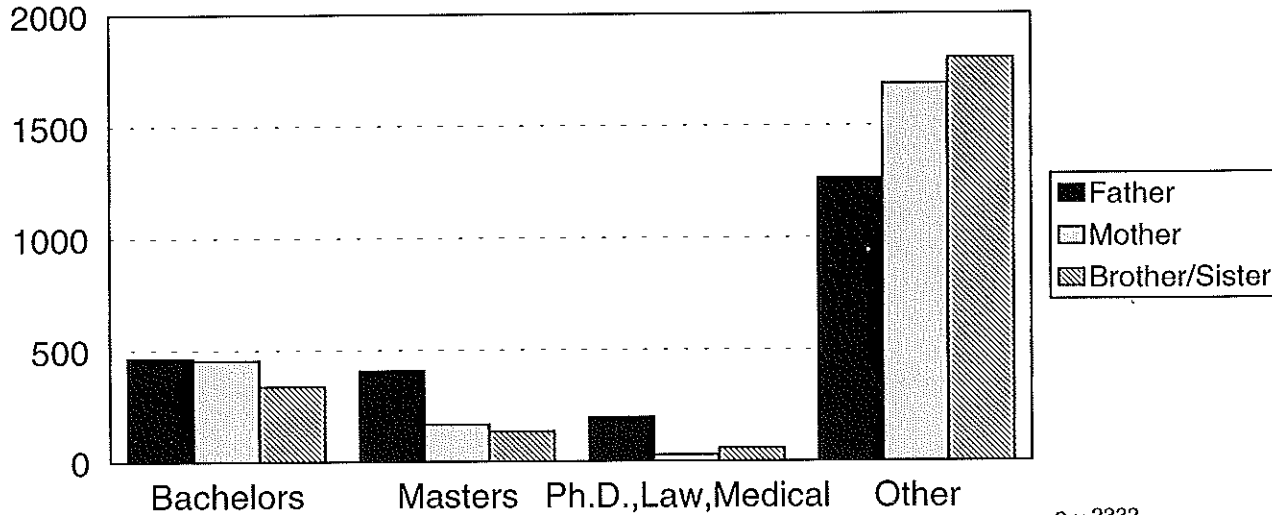
Fall 1994 New Student Survey



n = 2332
10/94

If YES, What Is The Highest Degree For Your:

Fall 1994 New Student Survey

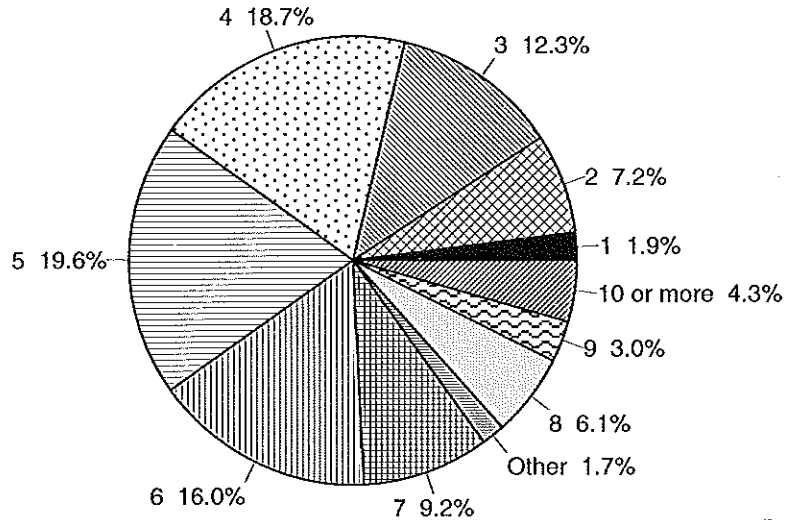


n = 2332
10/94

Source: Utah Valley State College, Assessment Center

How Many Children (including yourself) Are In Your Parents' Family?

Fall 1994 New Student Survey

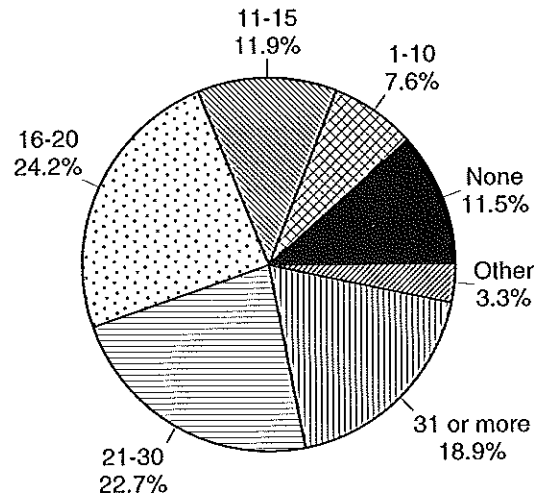


n = 2332
10/94

Source: Utah Valley State College, Assessment Center

How Many Hours Do You Plan To Work Each Week While Attending School?

Fall 1994 New Student Survey

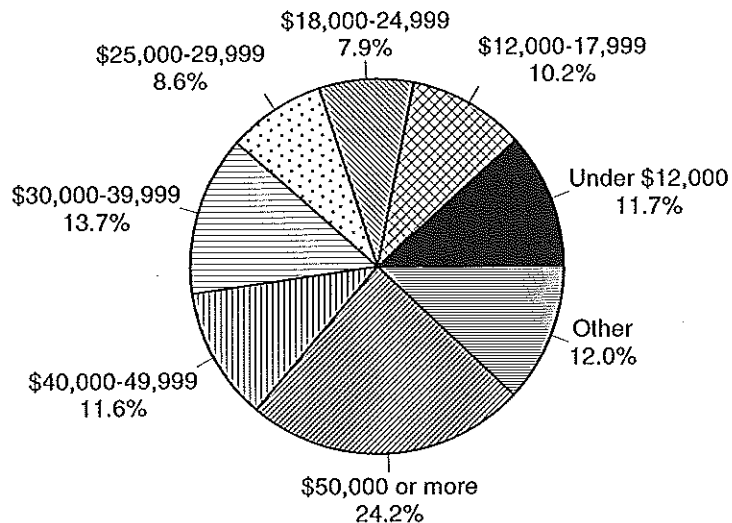


n = 2332
10/94

Source: Utah Valley State College, Assessment Center

What Is Your Approximate Family Income?

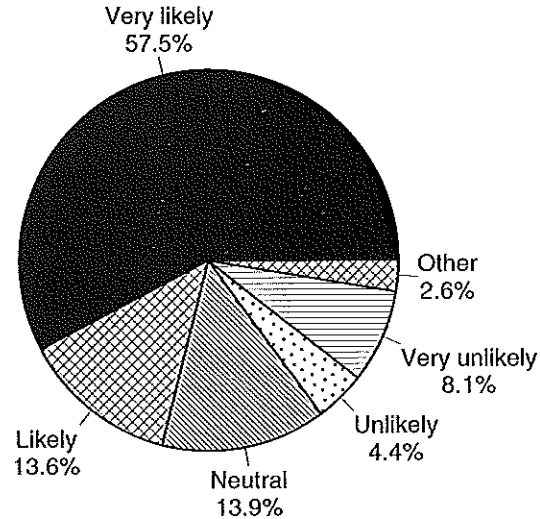
Fall 1994 New Student Survey



n = 2332
10/94

How Likely Are You To Pursue A Four-Year Degree?

Fall 1994 New Student Survey

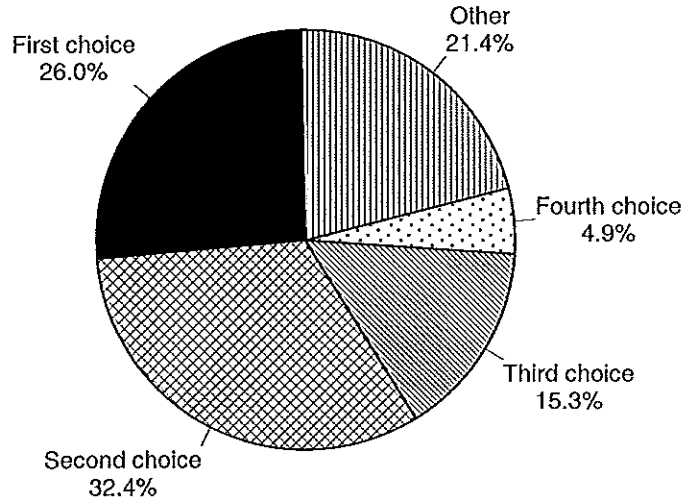


n = 2332
10/94

Source: Utah Valley State College, Assessment Center

If You Decide To Pursue A Four-Year Degree, Where Would UVSC Rank As An Option?

Fall 1994 New Student Survey

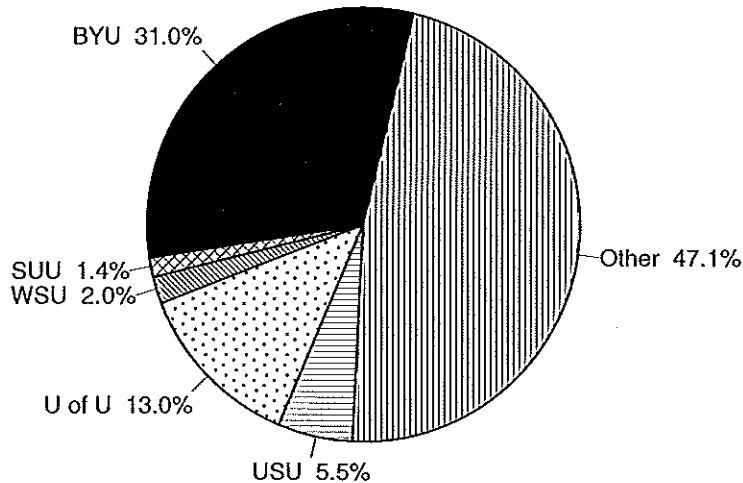


n = 2332
10/94

Source: Utah Valley State College, Assessment Center

If UVSC Was Not Your First Choice, Please Indicate Your First Choice

Fall 1994 New Student Survey

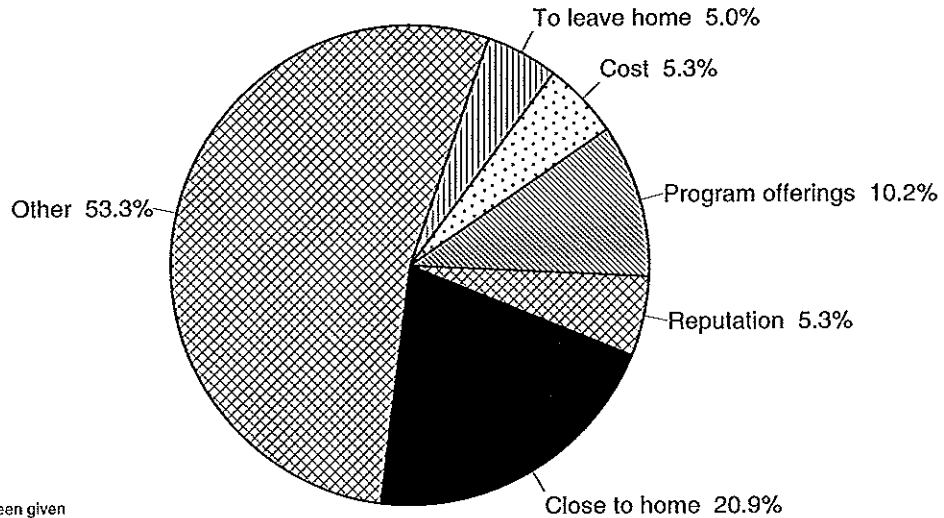


n = 2332
10/94

Source: Utah Valley State College, Assessment Center

Why Did You Choose To Attend UVSC?

Fall 1994 New Student Survey



More than one answer may have been given

n = 2332
10/94

Source: Utah Valley State College, Assessment Center

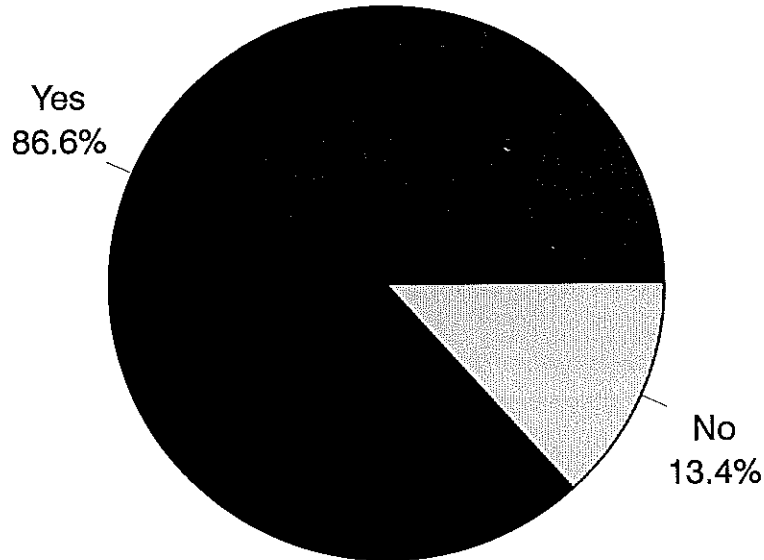
COMMUNITY PERCEPTIONS SURVEY

DECEMBER 1993

Residents from Utah County were randomly contacted by an independent research firm and asked to respond to a questionnaire about their perceptions of Utah Valley State College.

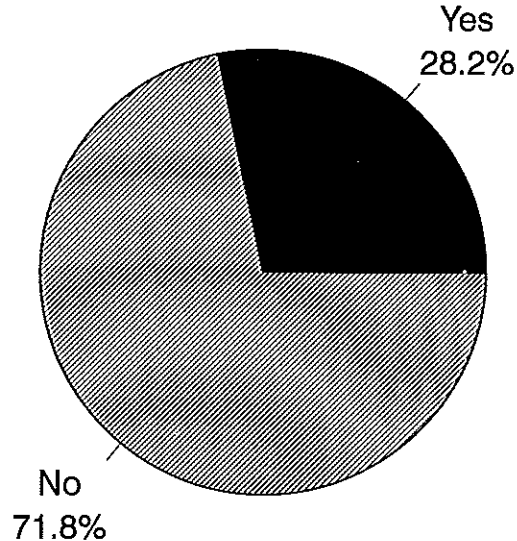
Five hundred people were contacted and their responses are shown in the following graphs.

ARE YOU AWARE THAT UVSC NOW OFFERS FOUR YEAR DEGREES? COMMUNITY PERCEPTIONS SURVEY




n = 500 12/93

ARE YOU AWARE OF WHAT FOUR YEAR DEGREES UVSC NOW OFFERS? COMMUNITY PERCEPTIONS SURVEY



n = 500 12/93

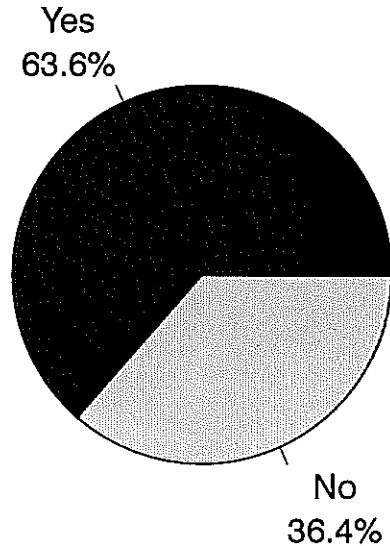
WERE YOU AWARE THAT UVSC STILL OFFERS VOCATIONAL AND TECHNICAL PROGRAMS? COMMUNITY PERCEPTIONS SURVEY



n = 500 12/93

Source: Utah Valley State College, Office of Institutional Research and Strategic Planning

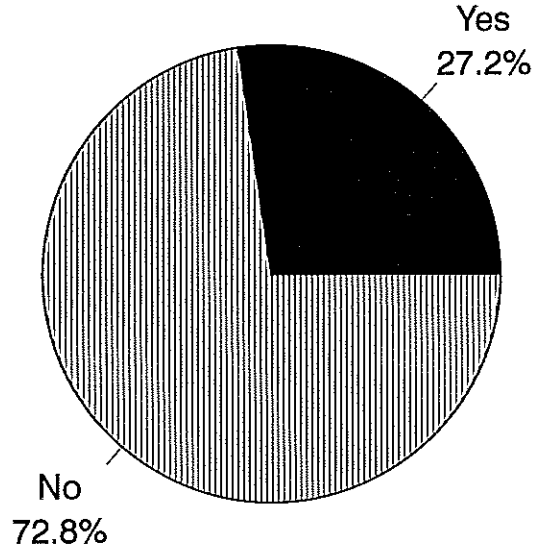
DO YOU BELIEVE UVSC WILL CONTINUE TO FOCUS ON
THEIR TWO-YEAR DEGREE PROGRAMS?
COMMUNITY PERCEPTIONS SURVEY



n = 500 12/93

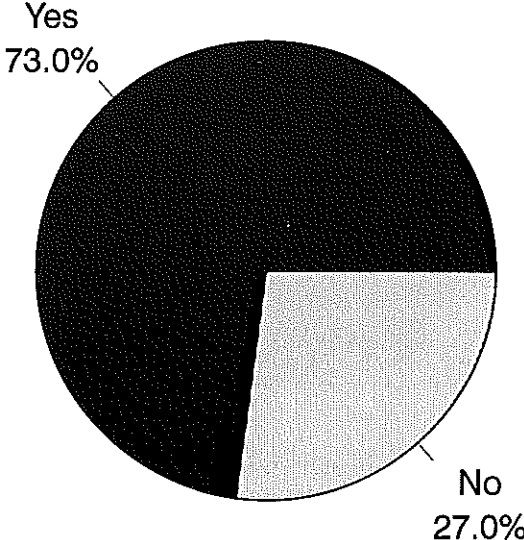
IS ANYONE IN YOUR FAMILY CONSIDERING A FOUR YEAR DEGREE AT UVSC?

COMMUNITY PERCEPTIONS SURVEY



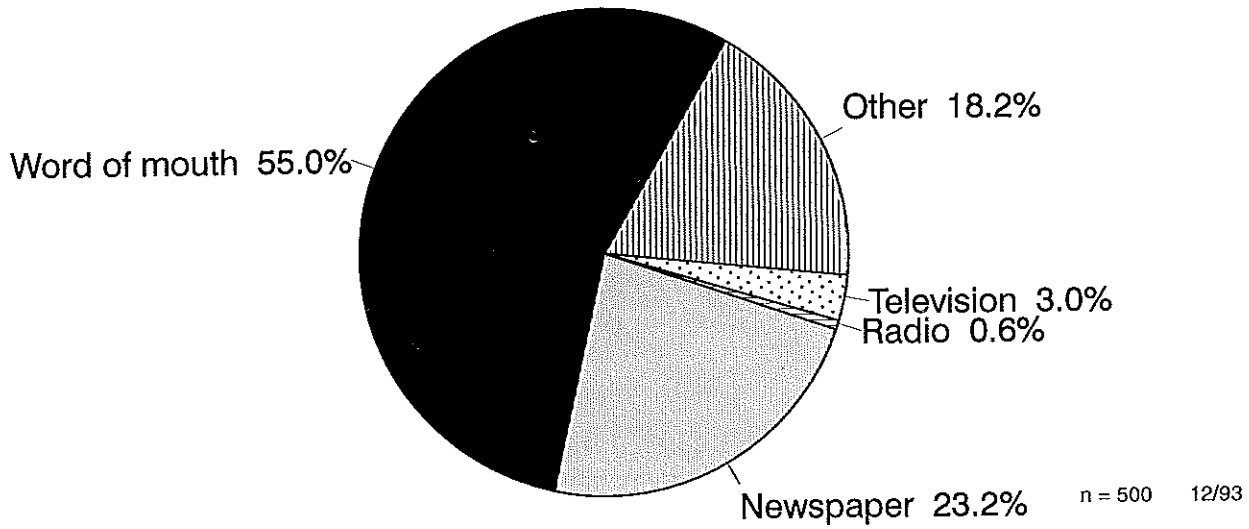
n = 500 12/93

DO YOU KNOW ANYONE WHO IS PRESENTLY ATTENDING UVSC? COMMUNITY PERCEPTIONS SURVEY



n = 500 12/93

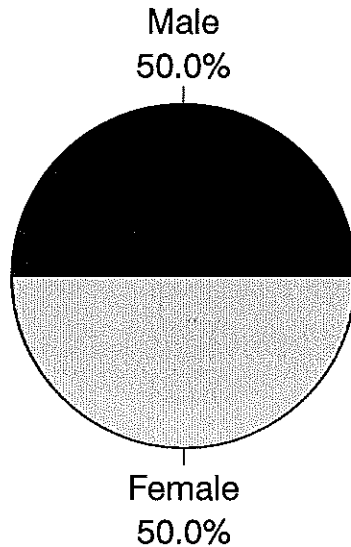
HOW DO YOU RECEIVE THE MAJORITY OF YOUR INFORMATION ABOUT UVSC? COMMUNITY PERCEPTIONS SURVEY



Source: Utah Valley State College, Office of Institutional Research and Strategic Planning

GENDER

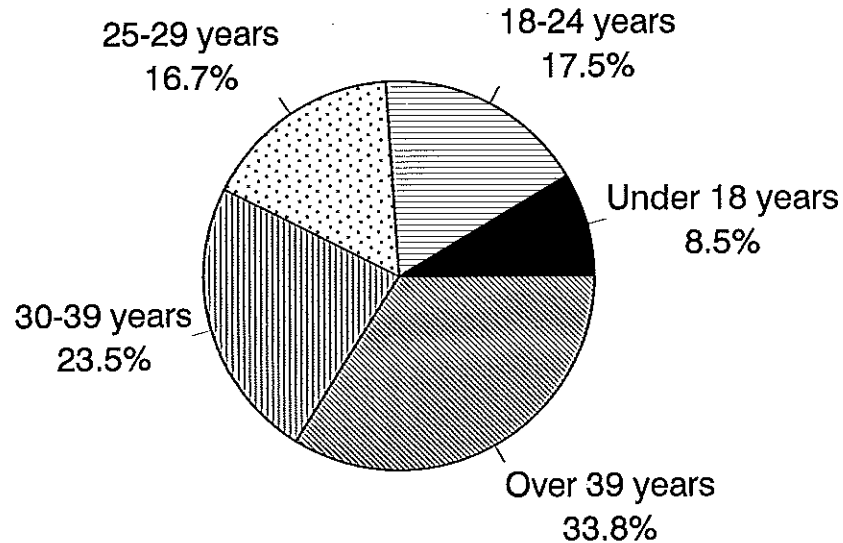
COMMUNITY PERCEPTIONS SURVEY



n = 500 12/93

AGE

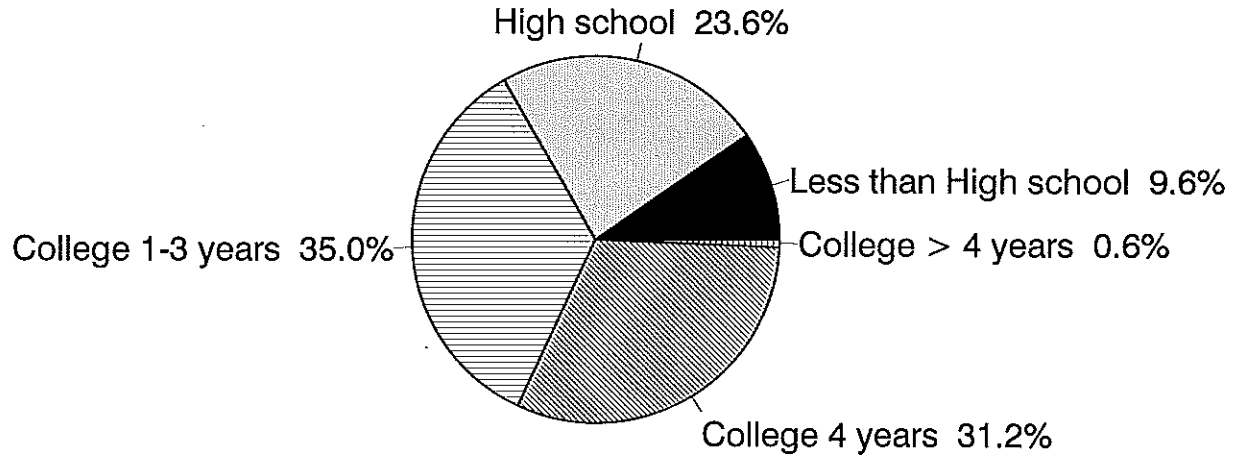
COMMUNITY PERCEPTIONS SURVEY



n = 500 12/93

HIGHEST COMPLETED EDUCATION?

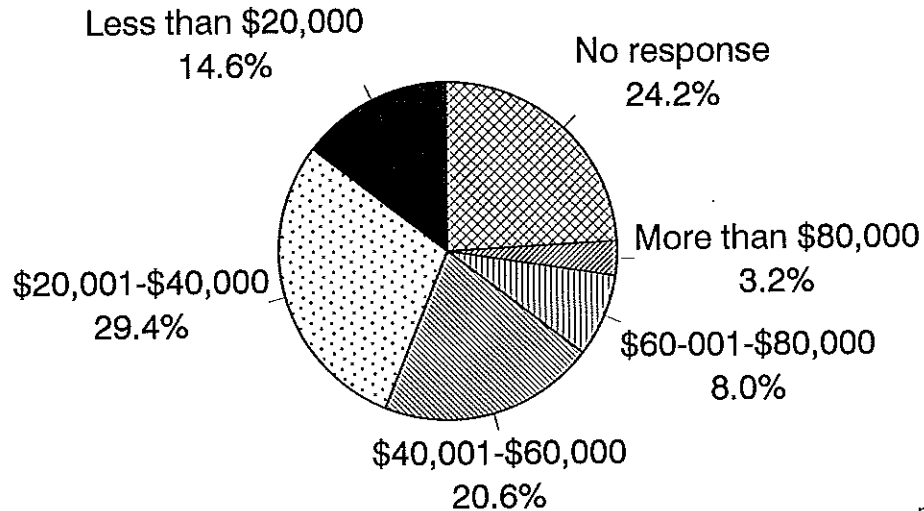
COMMUNITY PERCEPTIONS SURVEY



n = 500 12/93

FAMILY INCOME?

COMMUNITY PERCEPTIONS SURVEY



n = 500 12/93

STUDENT SERVICES ACCREDITATION SURVEY

OCTOBER 1993

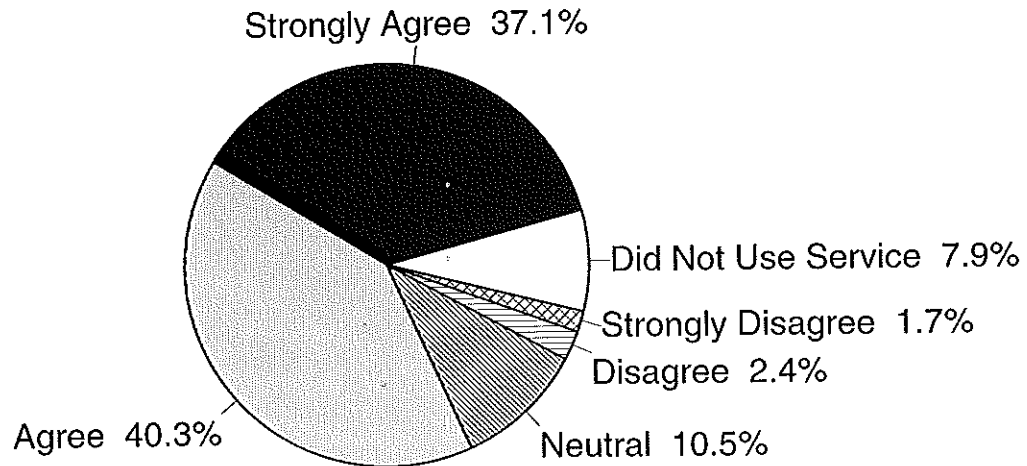
The Assessment Center conducted a survey in October 1993. The sample included 965 students.

When asked to give an overall rating of their advisors, 39.8% rated them as excellent and 30.1% rated them as above average.

When asked if they would recommend the orientation process for other students entering UVSC, 79.4% of the students responded "yes".

I WAS TREATED COURTEOUSLY AT THE ADMISSIONS WINDOW

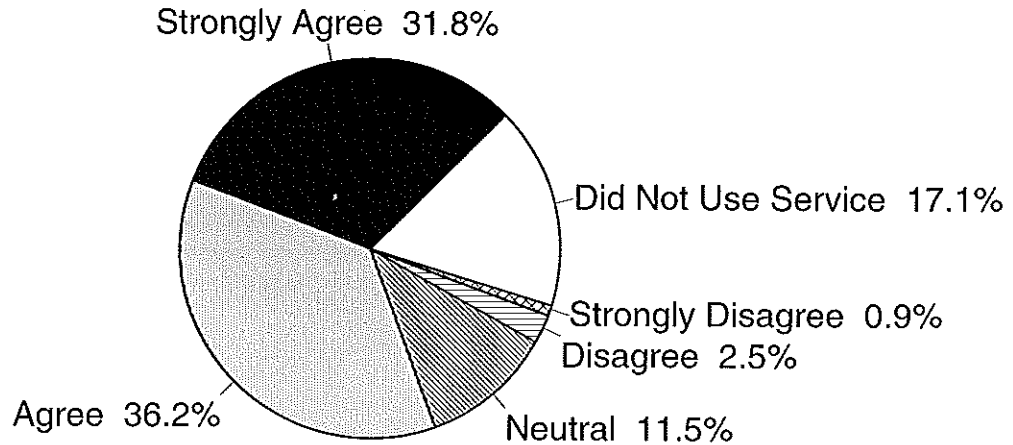
STUDENT SERVICES ACCREDITATION SURVEY



Sample = 965, n = 948
10/93

I WAS TREATED COURTEOUSLY WHEN PHONING ADMISSIONS

STUDENT SERVICES ACCREDITATION SURVEY

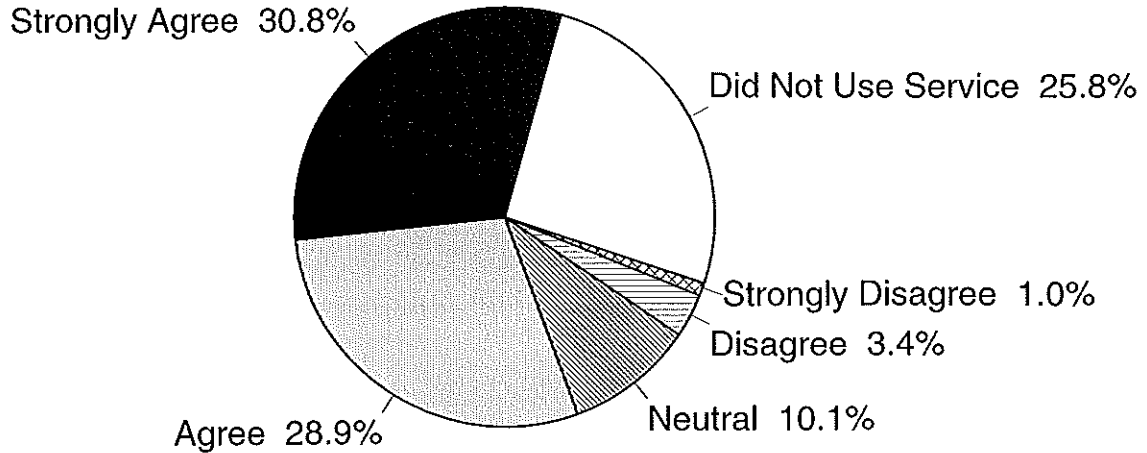


Sample = 965, n = 928
10/93

Source: Utah Valley State College, Assessment Center

I WAS TREATED COURTEOUSLY WHEN PHONING THE REGISTRATION HELPLINE

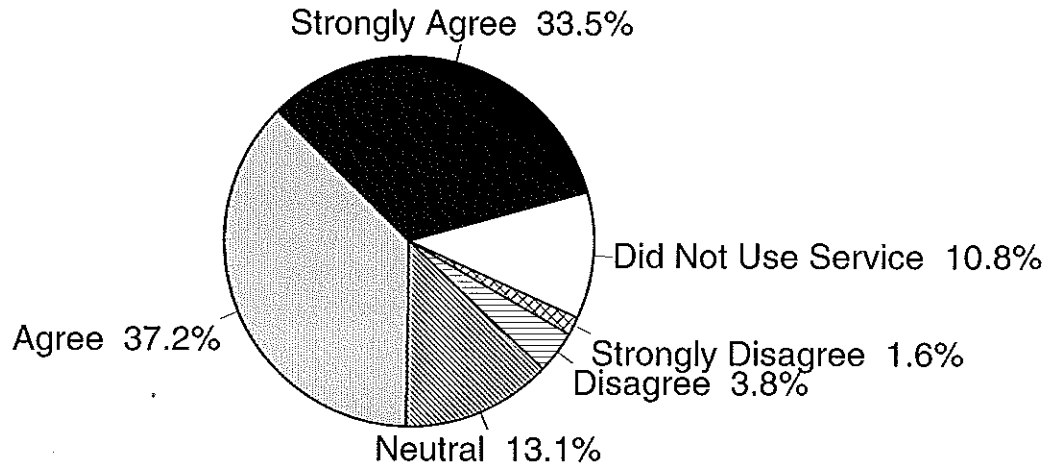
STUDENT SERVICES ACCREDITATION SURVEY



Sample = 965, n = 919
10/93

I WAS TREATED COURTEOUSLY AT THE REGISTRATION WINDOW

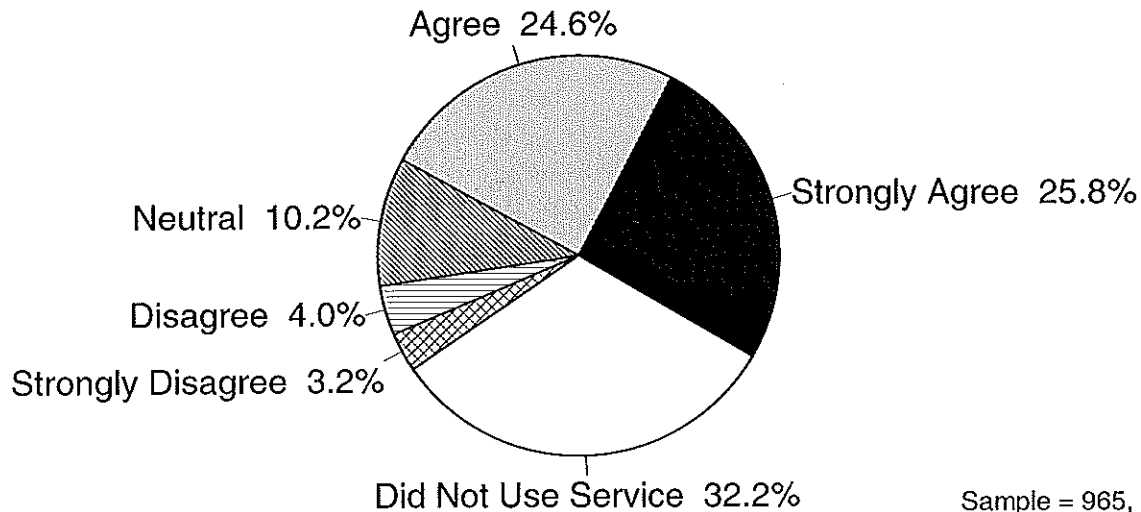
STUDENT SERVICES ACCREDITATION SURVEY



Sample = 965, n = 913
10/93

I WAS TREATED COURTEOUSLY AT THE FINANCIAL AID WINDOW

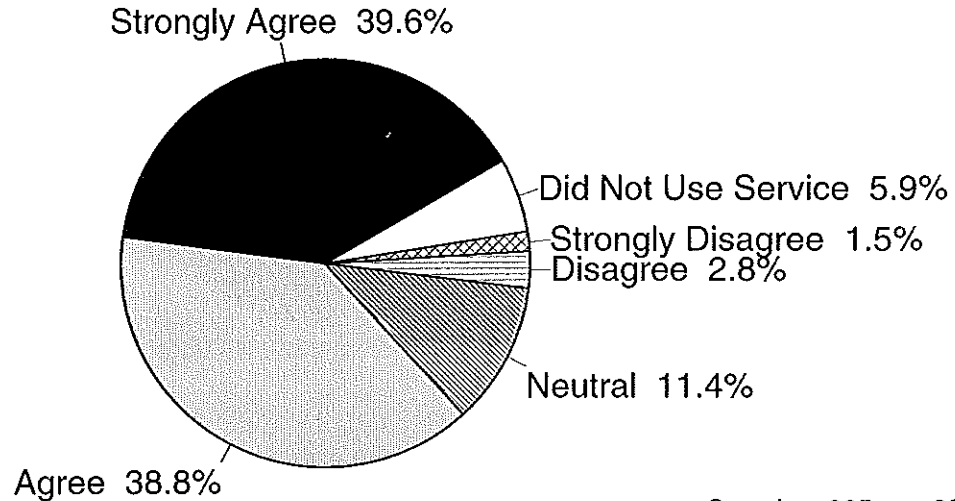
STUDENT SERVICES ACCREDITATION SURVEY



Sample = 965, n = 895
10/93

I WAS TREATED COURTEOUSLY AT THE CASHIER'S WINDOW

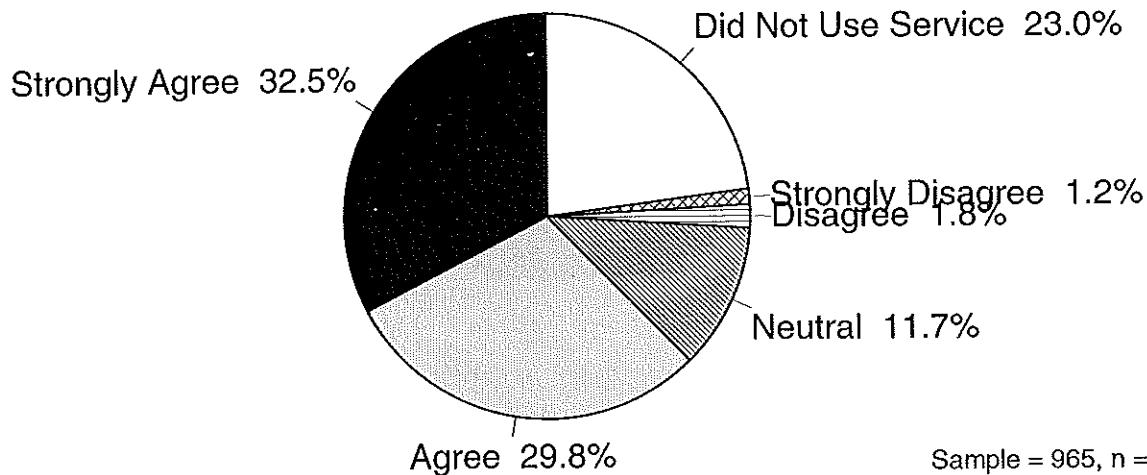
STUDENT SERVICES ACCREDITATION SURVEY



Sample = 965, n = 921
10/93

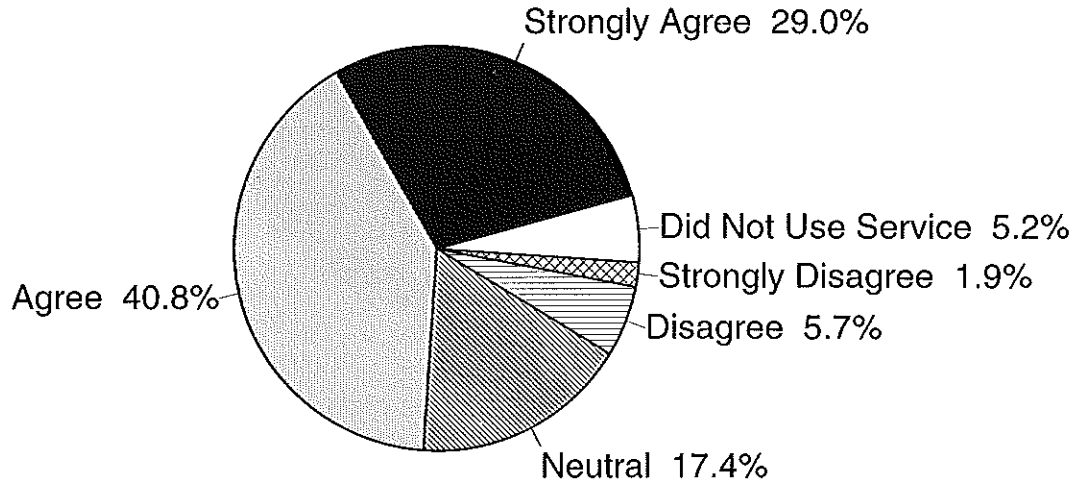
I WAS TREATED COURTEOUSLY WHEN ARRANGING MY APPOINTMENT FOR ORIENTATION AND ASSESSMENT

STUDENT SERVICES ACCREDITATION SURVEY



Sample = 965, n = 890
10/93

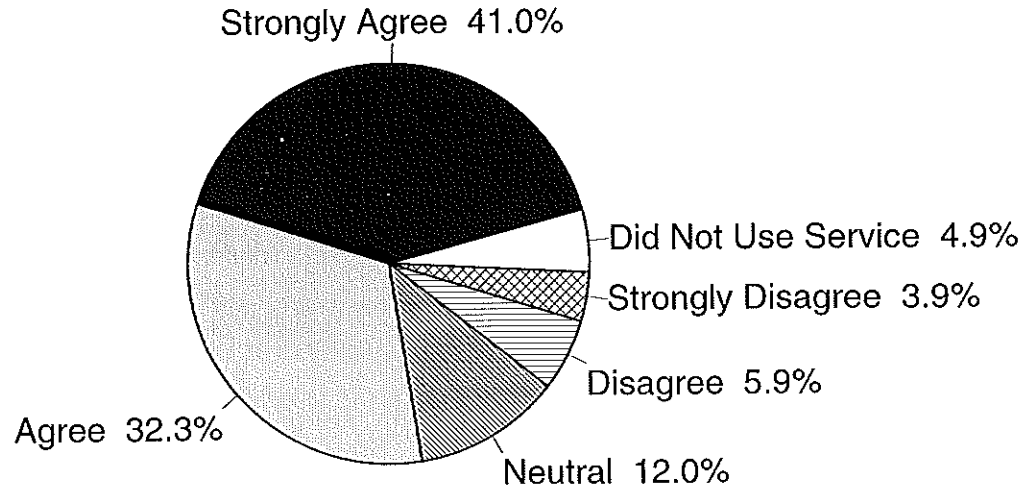
INFORMATION I RECEIVED FROM ADMISSIONS WAS CLEAR,
ACCURATE, AND HELPFUL
STUDENT SERVICES ACCREDITATION SURVEY



Sample = 965, n = 930
10/93

I AM SATISFIED WITH TELEPHONE REGISTRATION

STUDENT SERVICES ACCREDITATION SURVEY

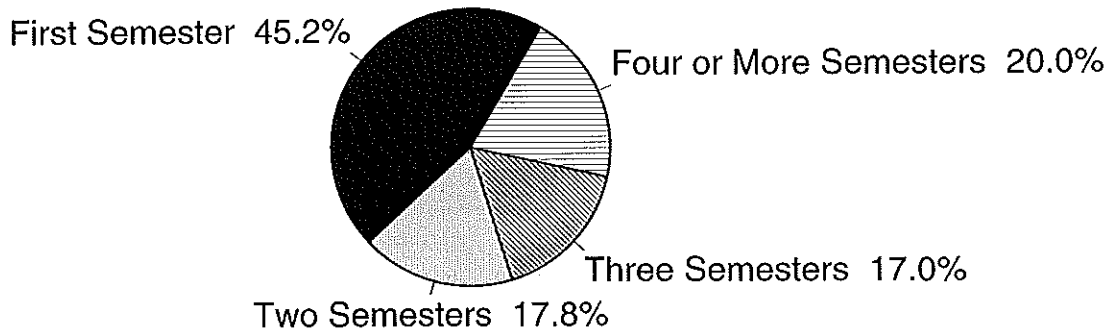


Sample = 965, n = 939
10/93

Source: Utah Valley State College, Assessment Center

HOW MANY TERMS HAVE YOU ATTENDED UVSC (UVCC)?

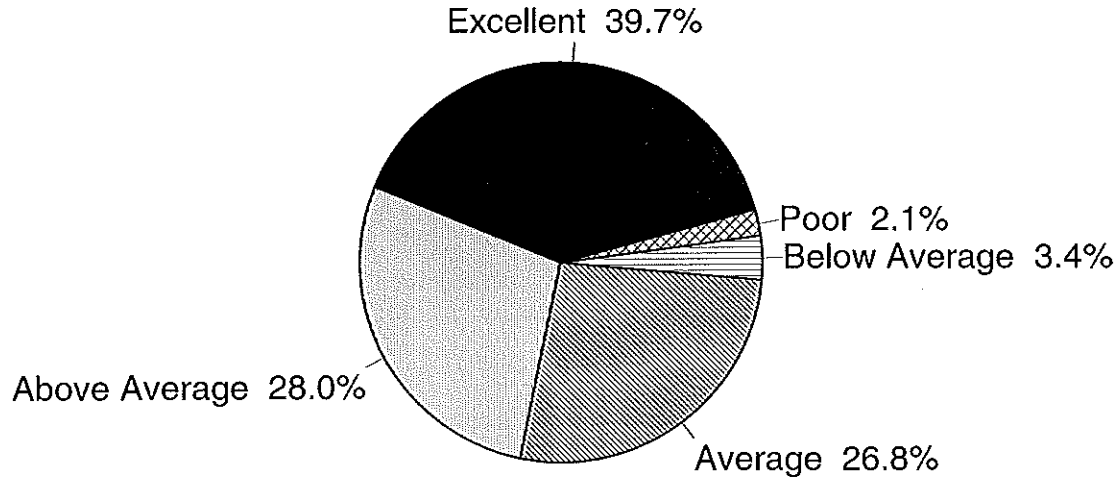
STUDENT SERVICES ACCREDITATION SURVEY



Sample = 965, n = 947
10/93

ADVISOR RESPECTED YOU, YOUR OPINIONS, AND CIRCUMSTANCES

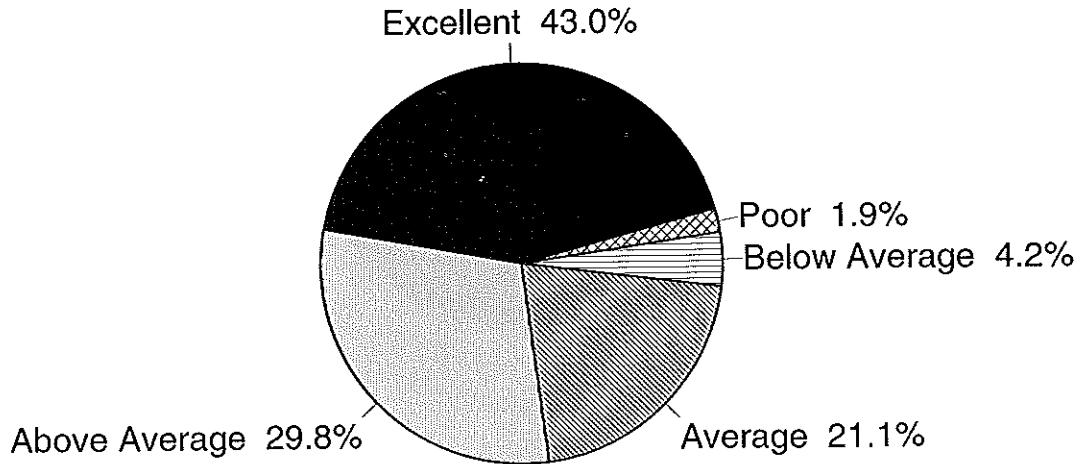
STUDENT SERVICES ACCREDITATION SURVEY



Sample = 965, n = 889
10/93

ADVISOR WAS KNOWLEDGEABLE ABOUT UVSC COURSES, PROGRAMS, AND PROCEDURES

STUDENT SERVICES ACCREDITATION SURVEY

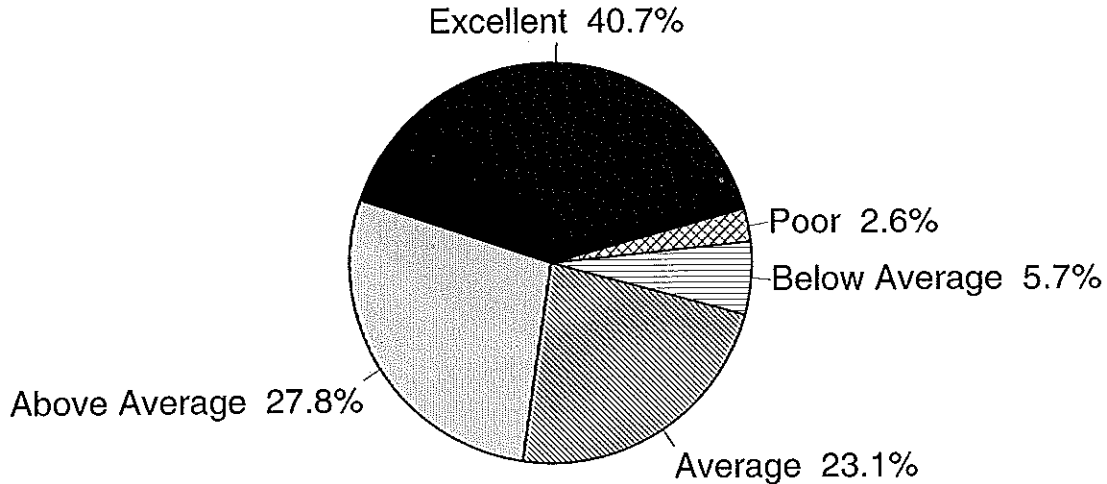


Sample = 965, n = 886
10/93

Source: Utah Valley State College, Assessment Center

ADVISOR HELPED YOU RESOLVE QUESTIONS

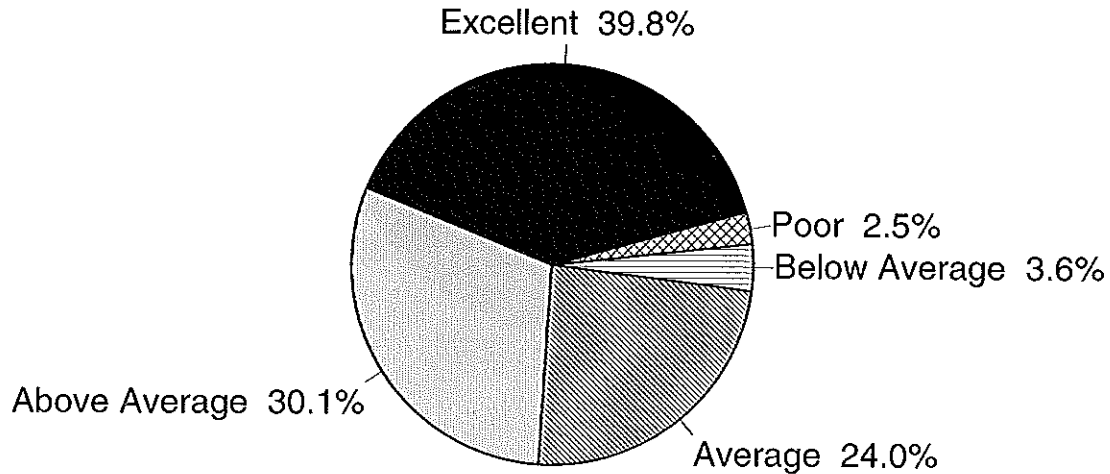
STUDENT SERVICES ACCREDITATION SURVEY



Sample = 965, n = 887
10/93

OVERALL RATING OF ADVISOR

STUDENT SERVICES ACCREDITATION SURVEY




Sample = 965, n = 890
10/93

Source: Utah Valley State College, Assessment Center

DID YOU MEET WITH AN ACADEMIC ADVISOR PRIOR TO YOUR FIRST ORIENTATION?

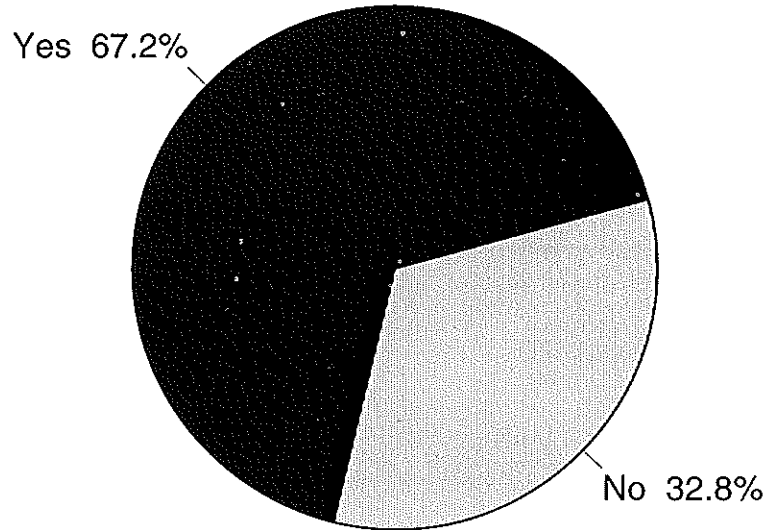
STUDENT SERVICES ACCREDITATION SURVEY



Sample = 965, n = 929
10/93

DID YOUR ADVISORS REVIEW THE ASSESSMENT RESULTS WITH YOU?

STUDENT SERVICES ACCREDITATION SURVEY

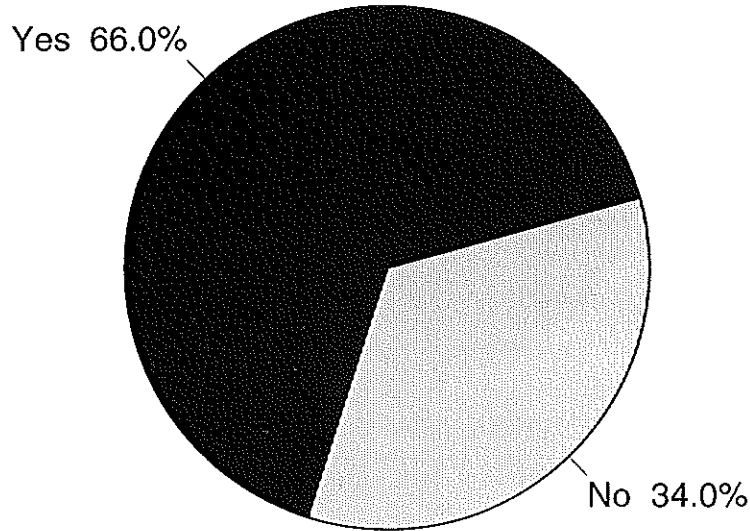


Sample = 965, n = 885
10/93

Source: Utah Valley State College, Assessment Center

DID YOUR ADVISOR USE THE ASSESSMENT RESULTS TO HELP YOU SELECT COURSES?

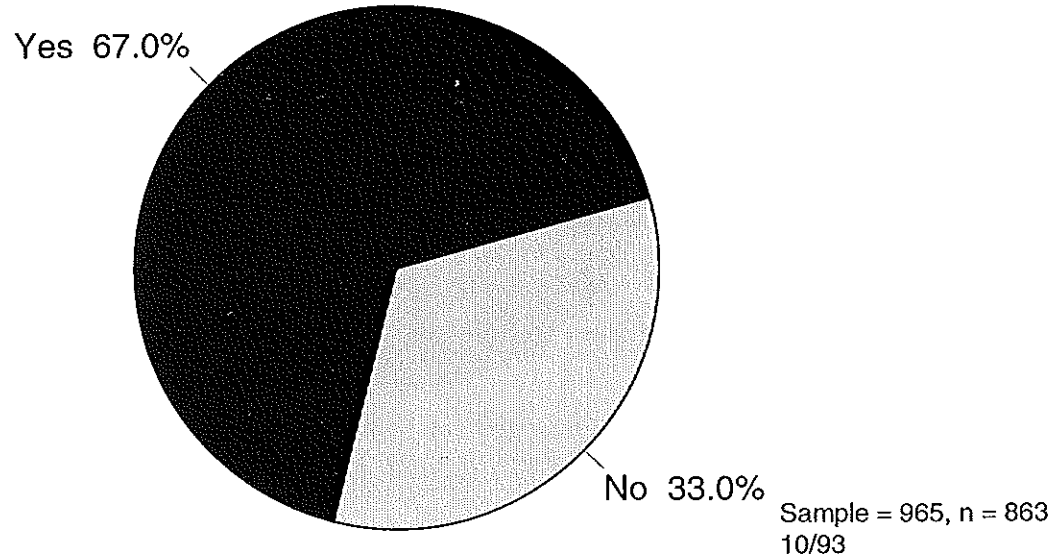
STUDENT SERVICES ACCREDITATION SURVEY



Sample = 965, n = 882
10/93

DO YOU BELIEVE THE MANDATORY ADVISOR MEETING HELPED YOU?


STUDENT SERVICES ACCREDITATION SURVEY



Source: Utah Valley State College, Assessment Center

WOULD YOU RECOMMEND THE ORIENTATION PROCESS FOR OTHER STUDENTS ENTERING UVSC?

STUDENT SERVICES ACCREDITATION SURVEY

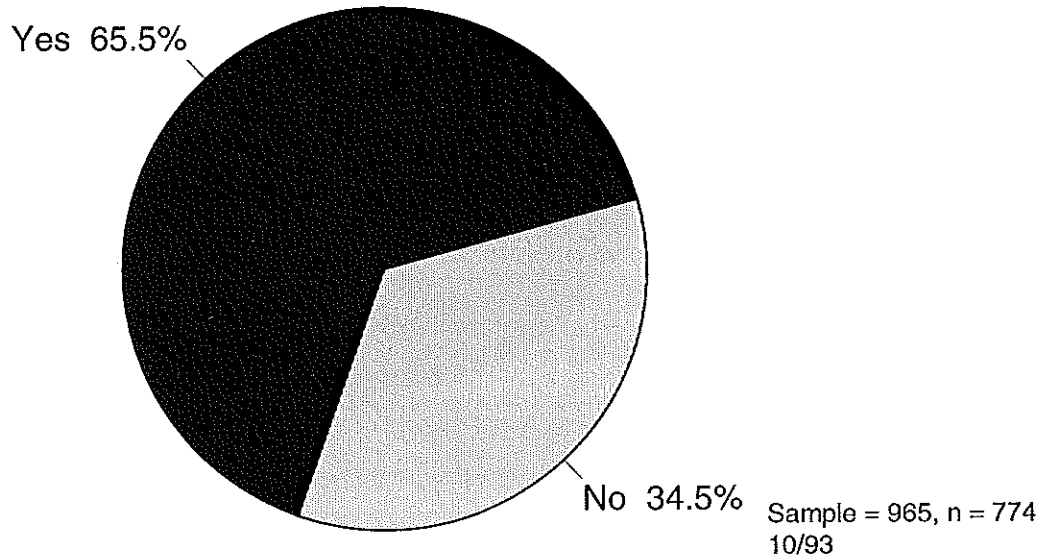


Sample = 965, n = 871
10/93

Source: Utah Valley State College, Assessment Center

I FELT THE INFORMATION PRESENTED ON THE COMPUTER ORIENTATION WAS USEFUL

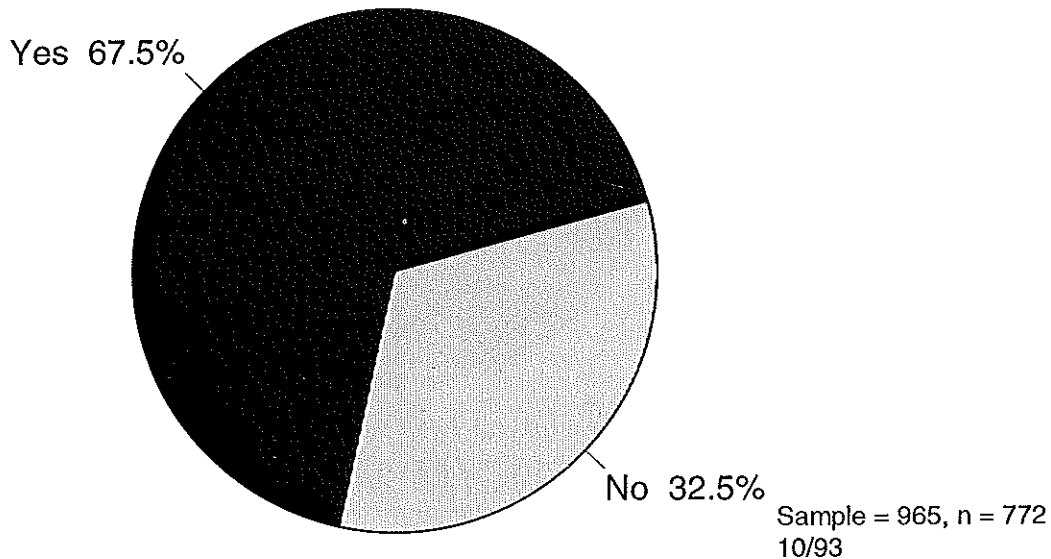
STUDENT SERVICES ACCREDITATION SURVEY



Source: Utah Valley State College, Assessment Center


THE LENGTH OF THE TOUR AND COMPUTER INFORMATION WAS APPROPRIATE

STUDENT SERVICES ACCREDITATION SURVEY



Source: Utah Valley State College, Assessment Center

I CAN DEPEND ON A TIMELY MAILING OF MY TRANSCRIPT
TO MYSELF, OTHER INSTITUTIONS, COMPANIES, ETC.
STUDENT SERVICES ACCREDITATION SURVEY




Sample = 965, n = 494
10/93

Source: Utah Valley State College, Assessment Center

I RECEIVED MY GRADES WITHIN TEN DAYS OF THE END OF THE SEMESTER/TERM


STUDENT SERVICES ACCREDITATION SURVEY



Sample = 965, n = 478
10/93

Source: Utah Valley State College, Assessment Center

IF A PROBLEM HAS OCCURRED WITH MY RECORDS I FEEL
HELP IS AVAILABLE AT RECORDS
STUDENT SERVICES ACCREDITATION SURVEY

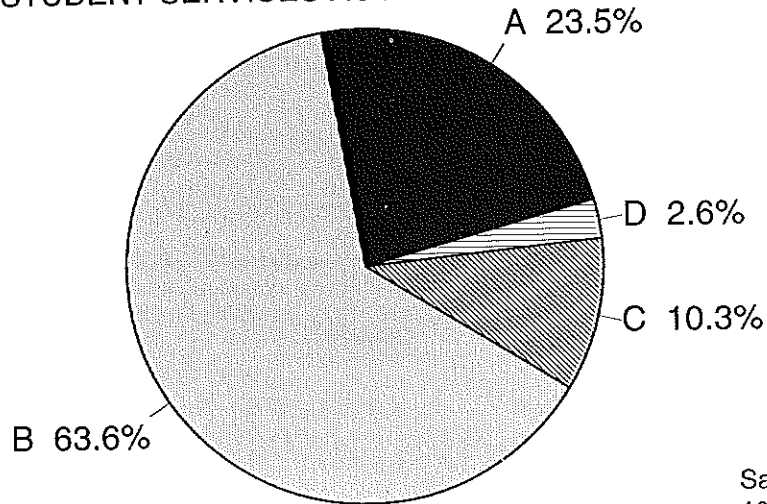


Sample = 965, n = 462
10/93

Source: Utah Valley State College, Assessment Center

DO YOU BELIEVE THE NEW STUDENT ASSESSMENT AND ITS RESULTS TO BE: (A = Very Informative to D = Very Uninformative)

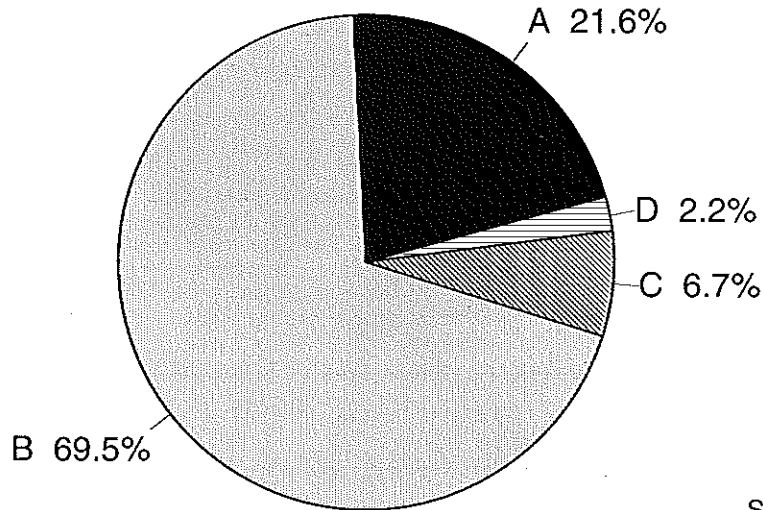
STUDENT SERVICES ACCREDITATION SURVEY



Sample = 965, n = 774
10/93

Source: Utah Valley State College, Assessment Center

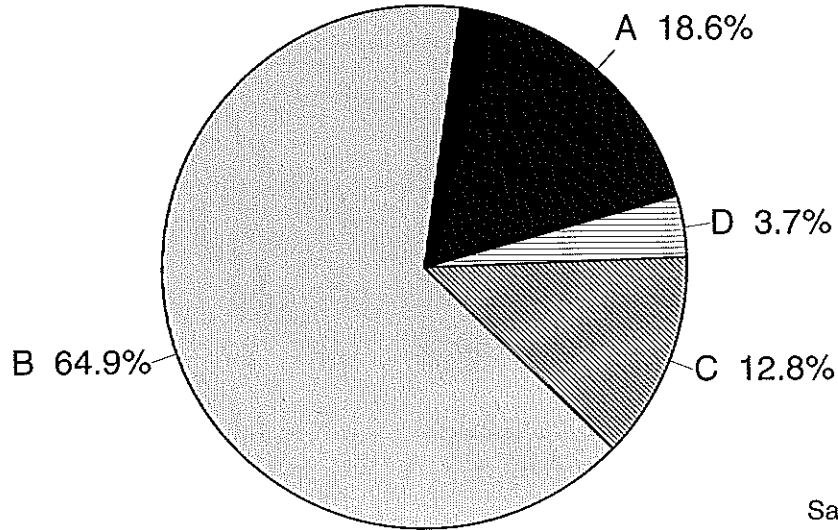
DO YOU BELIEVE THE NEW STUDENT TOUR TO BE: (A =
Very Informative to D = Very Uninformative)
STUDENT SERVICES ACCREDITATION SURVEY



Sample = 965, n = 736
10/93

Source: Utah Valley State College, Assessment Center

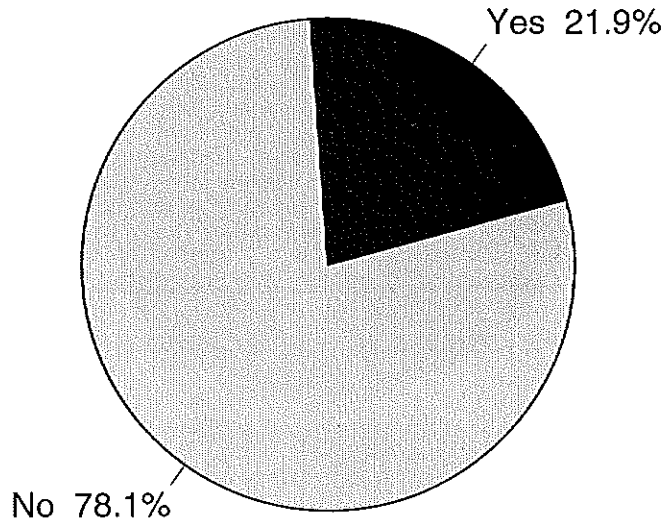
DO YOU BELIEVE THE COMPUTER PRESENTATION TO BE:
(A = Very Informative to D = Very Uninformative)
STUDENT SERVICES ACCREDITATION SURVEY



Sample = 965, n = 711
10/93

Source: Utah Valley State College, Assessment Center

ARE YOU AWARE THAT UVSC HAS AN ESTABLISHED
VOLUNTEER SERVICE OFFICE?
STUDENT SERVICES ACCREDITATION SURVEY

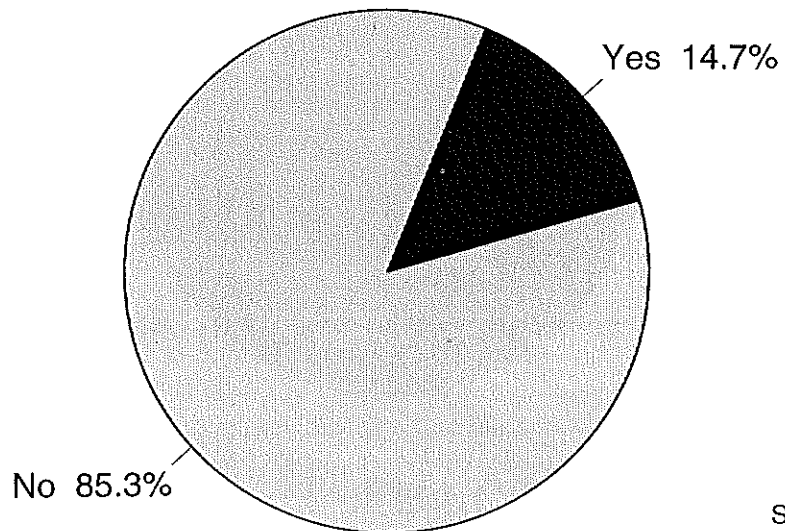


Sample = 965, n = 869
10/93

Source: Utah Valley State College, Assessment Center

DO YOU UNDERSTAND THE PURPOSE OF THE VOLUNTEER SERVICE OFFICE?

STUDENT SERVICES ACCREDITATION SURVEY




Sample = 965, n = 865
10/93

Source: Utah Valley State College, Assessment Center

DO YOU BELIEVE THE VOLUNTEER SERVICE OFFICE IS OR WILL BE AN ASSET TO UVSC STUDENTS?

STUDENT SERVICES ACCREDITATION SURVEY

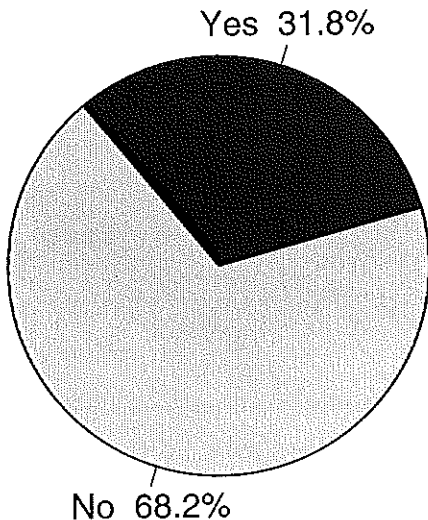


Sample = 965, n = 731
10/93

Source: Utah Valley State College, Assessment Center

ARE YOU INTERESTED IN PARTICIPATING IN VOLUNTEER SERVICE ACTIVITIES?

STUDENT SERVICES ACCREDITATION SURVEY

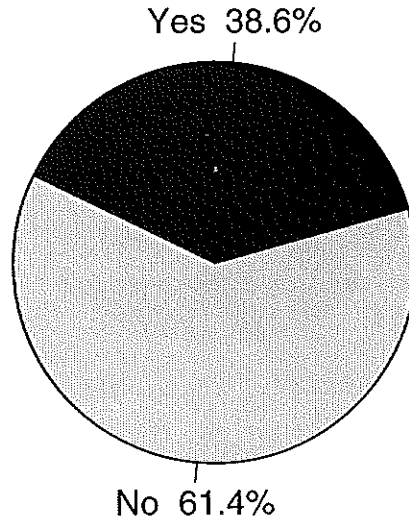


Sample = 965, n = 787
10/93

Source: Utah Valley State College, Assessment Center

DO YOU ATTEND STUDENT ACTIVITIES ON CAMPUS?

STUDENT SERVICES ACCREDITATION SURVEY




Sample = 965, n = 852
10/93

DO THE ACTIVITIES ON CAMPUS APPEAL TO YOUR INTERESTS?

STUDENT SERVICES ACCREDITATION SURVEY

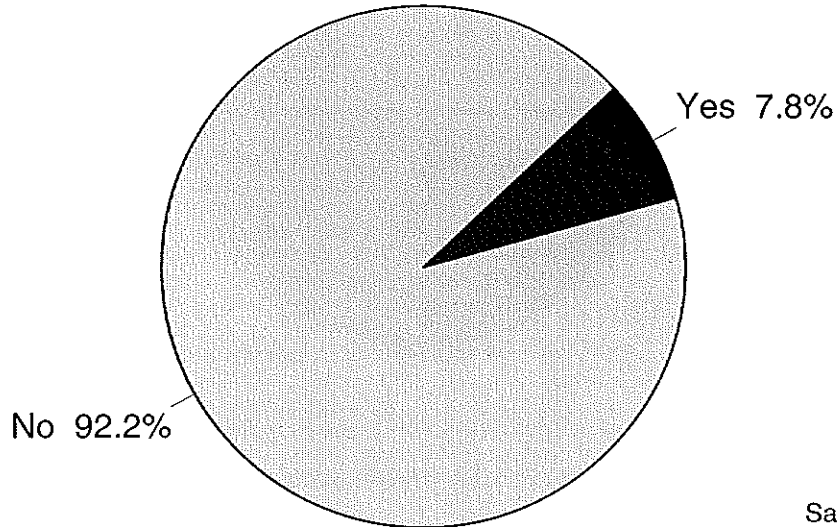
Yes 57.3%



No 42.7%

Sample = 965, n = 818
10/93

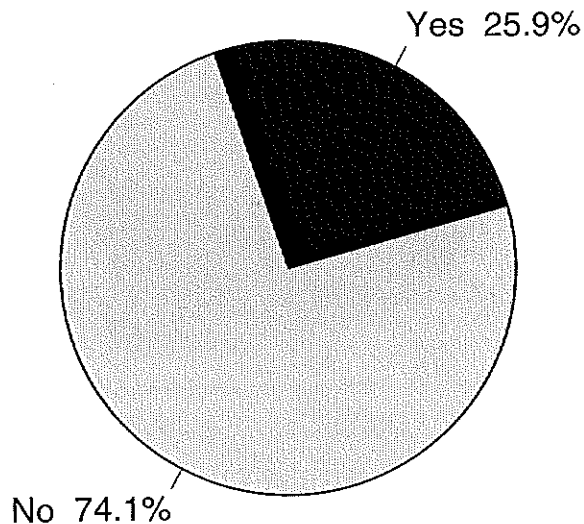
HAVE YOU EVER PUT ANY SUGGESTIONS IN THE
SUGGESTION BOXES AROUND THE CAMPUS?
STUDENT SERVICES ACCREDITATION SURVEY



Sample = 965, n = 860
10/93

ARE YOU INVOLVED IN ANY CLUBS OR ORGANIZATIONS ON CAMPUS OR THE INSTITUTE PROGRAM?

STUDENT SERVICES ACCREDITATION SURVEY

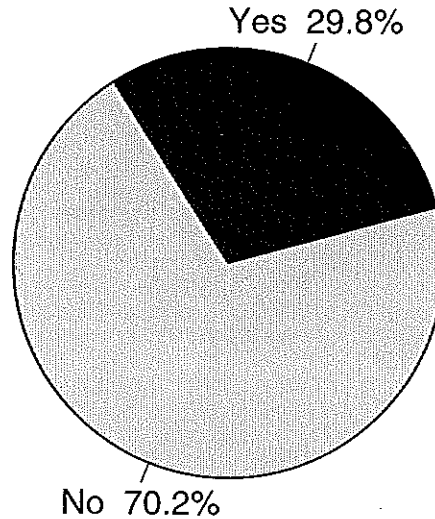


Sample = 965, n = 857
10/93

Source: Utah Valley State College, Assessment Center

WOULD YOU LIKE TO BECOME INVOLVED IN CLUBS ON CAMPUS?


STUDENT SERVICES ACCREDITATION SURVEY



Sample = 965, n = 806
10/93


Source: Utah Valley State College, Assessment Center

WOULD AN ON-CAMPUS TRAVEL CENTER BE USEFUL OR
CONVENIENT FOR YOU?
STUDENT SERVICES ACCREDITATION SURVEY



Sample = 965, n = 830
10/93

DO YOU FEEL YOU WERE TREATED COURTEOUSLY AT THE
ID/TICKET INFORMATION DESK?
STUDENT SERVICES ACCREDITATION SURVEY




Sample = 965, n = 817
10/93

Source: Utah Valley State College, Assessment Center

WERE THE QUESTIONS THAT YOU ASKED AT THE ID/TICKET INFORMATION DESK ANSWERED TO YOUR SATISFACTION?

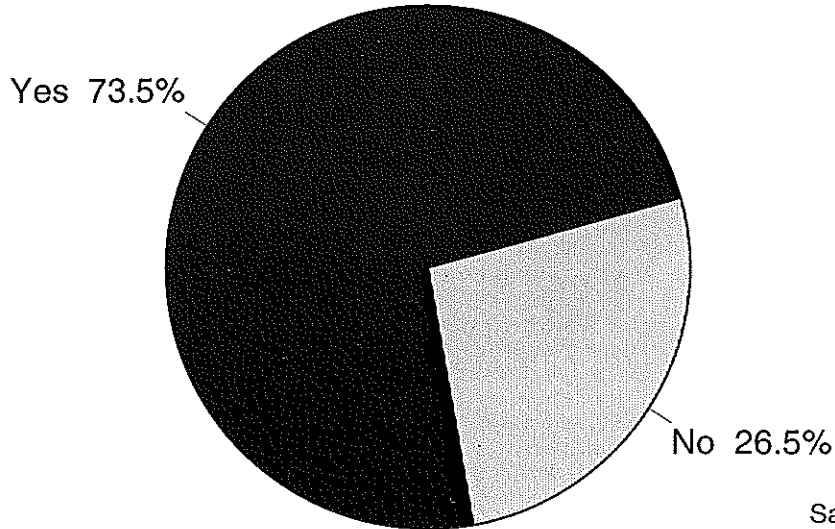
STUDENT SERVICES ACCREDITATION SURVEY



Sample = 965, n = 788
10/93

ARE YOU AWARE OF THE WOLVERINE DEBIT CARD?

STUDENT SERVICES ACCREDITATION SURVEY



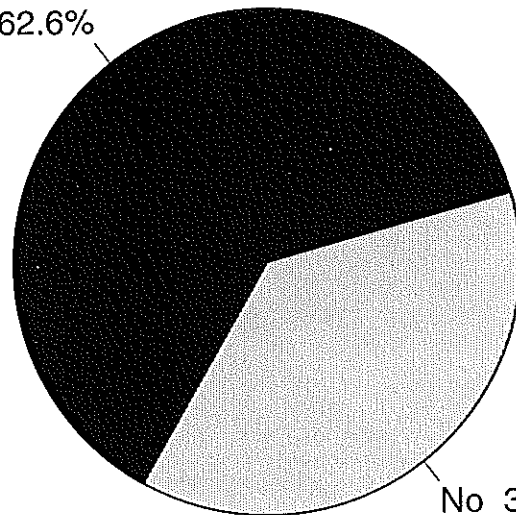
Sample = 965, n = 857
10/93

Source: Utah Valley State College, Assessment Center

ARE YOU SATISFIED WITH USING THE DEBIT CARD?

STUDENT SERVICES ACCREDITATION SURVEY

Yes 62.6%




No 37.4%

Sample = 965, n = 657
10/93

HAVE YOU READ THE COLLEGE STUDENT NEWSPAPER, "THE COLLEGE TIMES"?

STUDENT SERVICES ACCREDITATION SURVEY

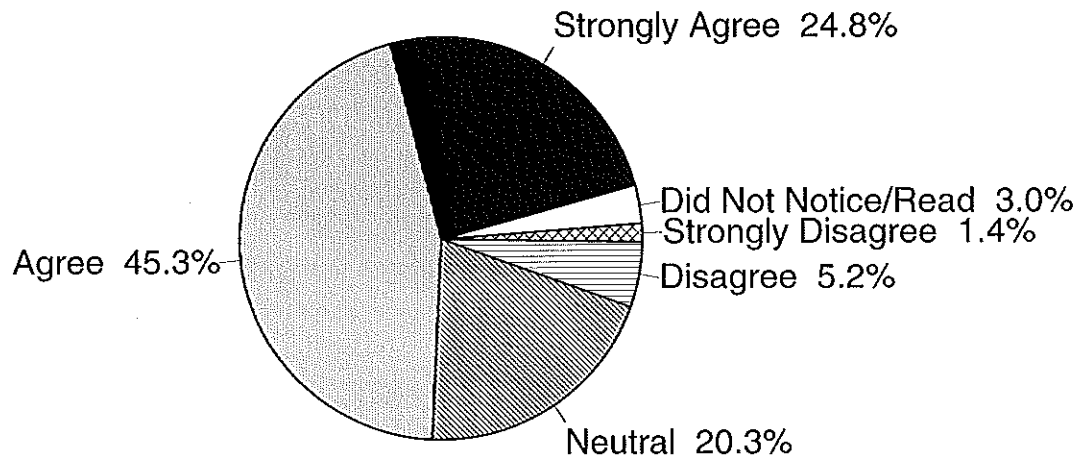


Sample = 965, n = 965
10/93

Source: Utah Valley State College, Assessment Center

I CONSIDER THE OVERALL QUALITY OF THE COLLEGE NEWSPAPER GOOD OR SUPERIOR

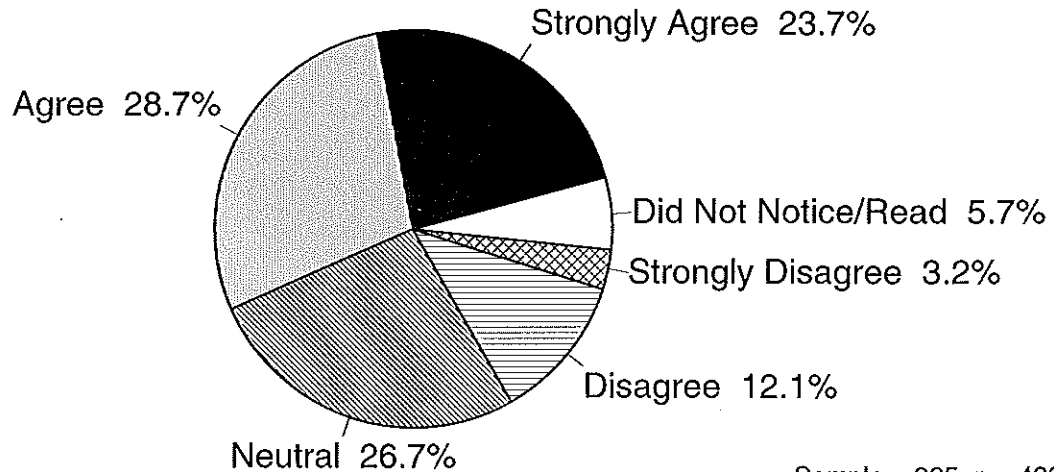
STUDENT SERVICES ACCREDITATION SURVEY



Sample = 965, n = 439
10/93

I READ THE COLLEGE STUDENT NEWSPAPER ON A REGULAR BASIS

STUDENT SERVICES ACCREDITATION SURVEY

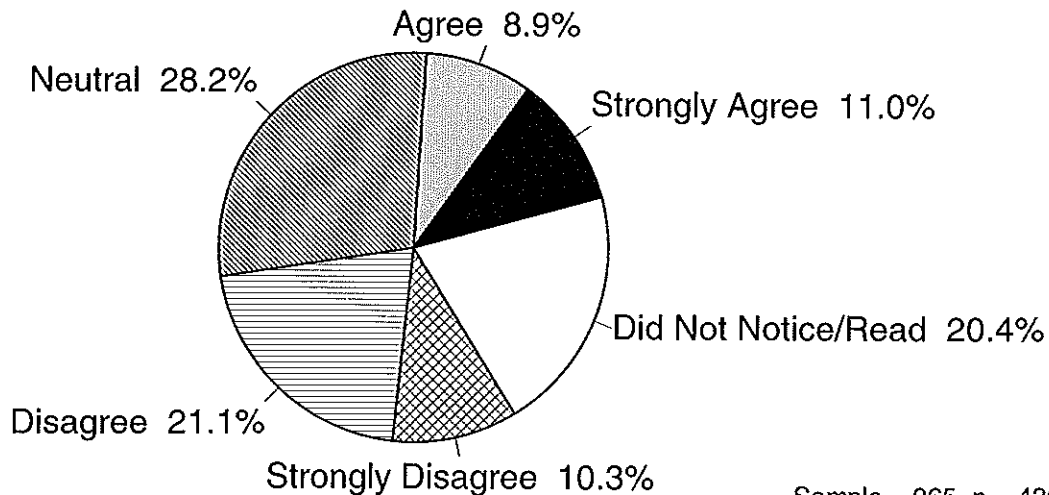


Sample = 965, n = 439
10/93

Source: Utah Valley State College, Assessment Center

I HAVE MADE PURCHASING DECISIONS AFTER READING THE ADVERTISEMENTS IN THE STUDENT NEWSPAPER

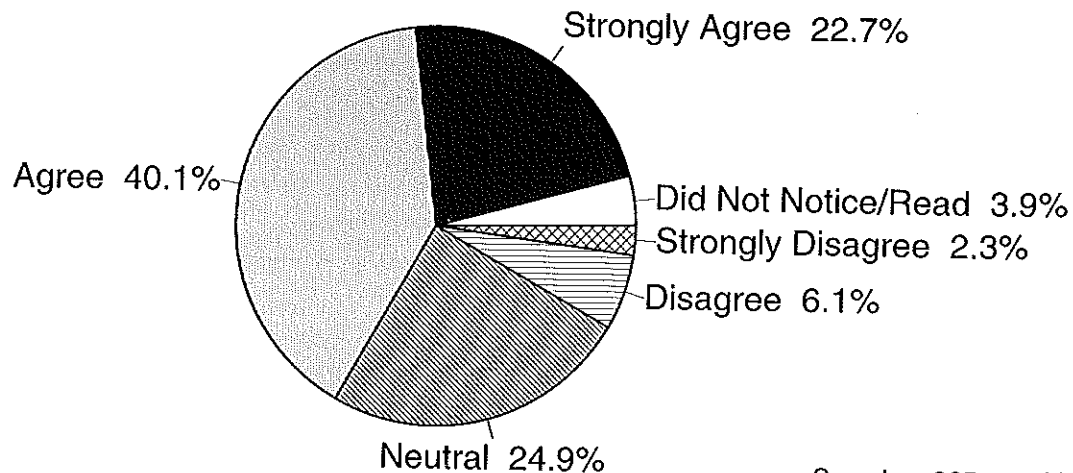
STUDENT SERVICES ACCREDITATION SURVEY



Sample = 965, n = 436
10/93

I FOUND THE CONTENT OF THE STUDENT NEWSPAPER TO BE INFORMATIVE, TIMELY, AND RELATIVE TO STUDENTS

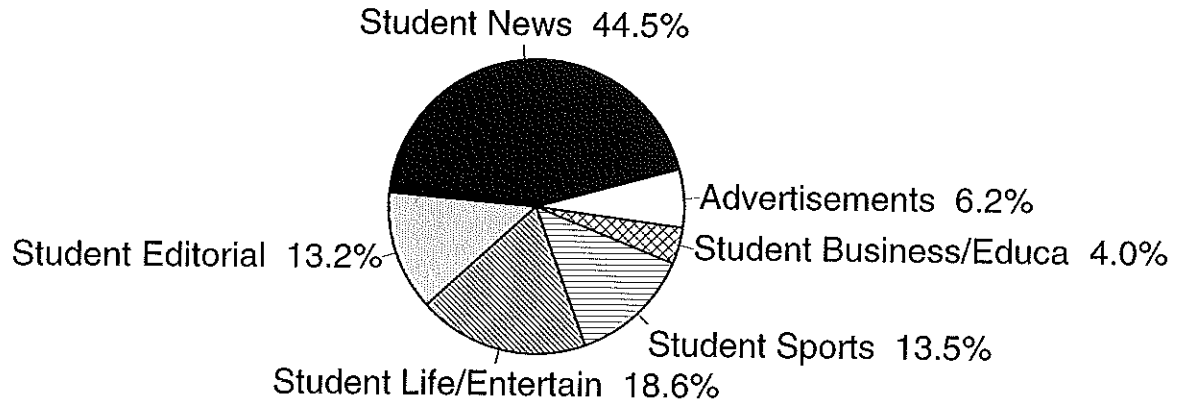
STUDENT SERVICES ACCREDITATION SURVEY



Source: Utah Valley State College, Assessment Center

Sample = 965, n = 441
10/93

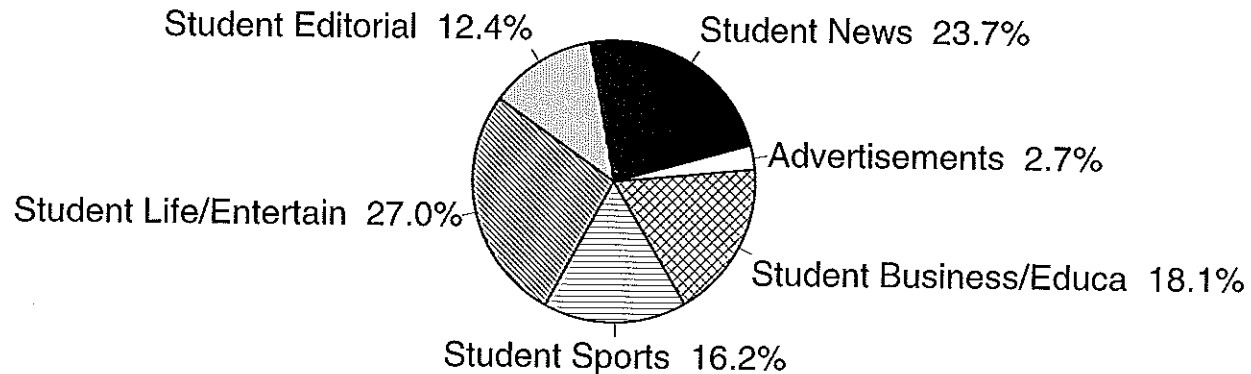
THE MOST INFORMATIVE PAGES OF THE STUDENT NEWSPAPER WERE THE: STUDENT SERVICES ACCREDITATION SURVEY



Sample = 965, n = 371
10/93

MORE EMPHASIS AND INFORMATION SHOULD BE GIVEN TO WHICH SECTION OF THE STUDENT NEWSPAPER?

STUDENT SERVICES ACCREDITATION SURVEY

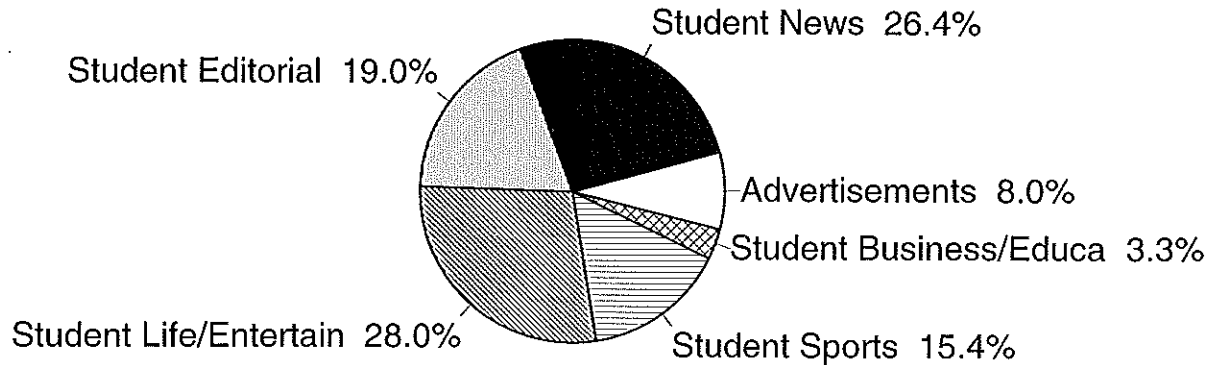


Sample = 965, n = 371
10/93

Source: Utah Valley State College, Assessment Center

THE MOST IMPRESSIVE SECTION OF THE STUDENT NEWSPAPER IS:

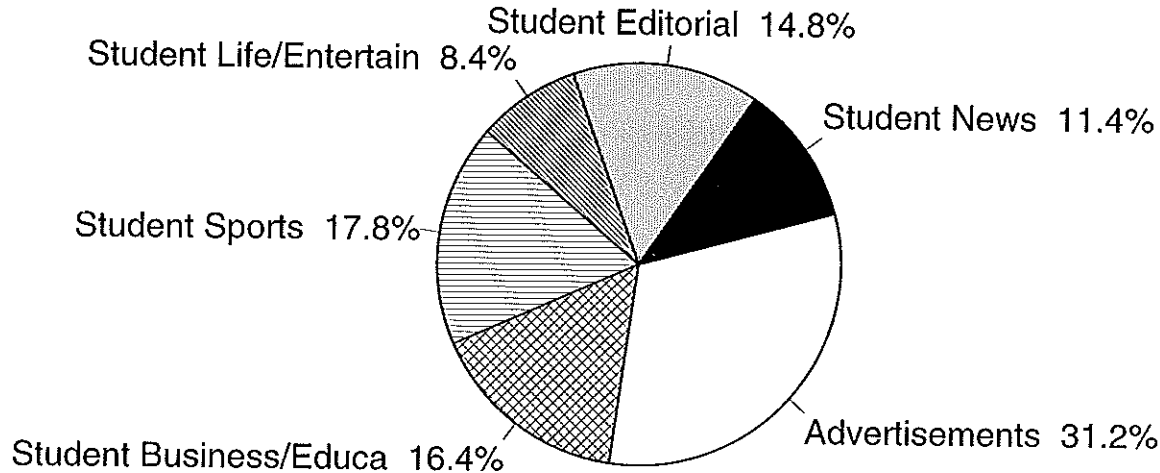
STUDENT SERVICES ACCREDITATION SURVEY



Sample = 965, n = 364
10/93

THE LEAST IMPRESSIVE SECTION OF THE STUDENT NEWSPAPER IS:

STUDENT SERVICES ACCREDITATION SURVEY

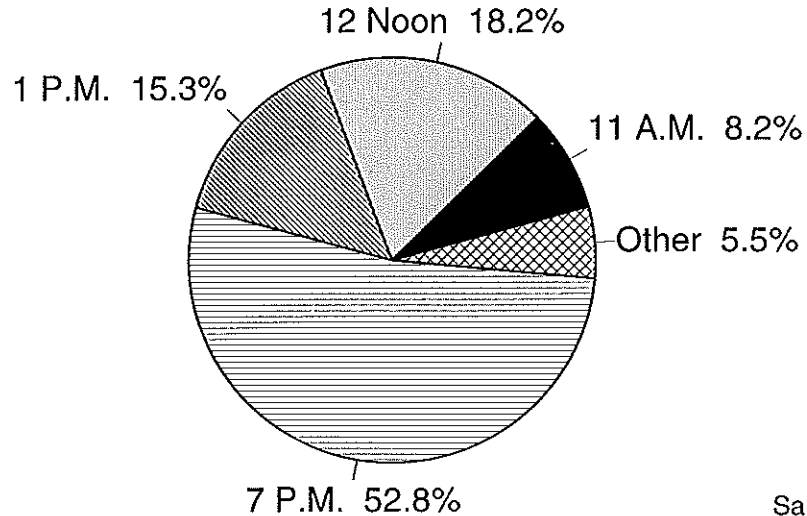


Sample = 965, n = 359
10/93

Source: Utah Valley State College, Assessment Center

WHICH TIME OF THE DAY IS BETTER TO HOLD A FORUM?

STUDENT SERVICES ACCREDITATION SURVEY



Sample = 965, n = 685
10/93

EMPLOYER EVALUATION OF CAREER PROGRAM COMPLETERS

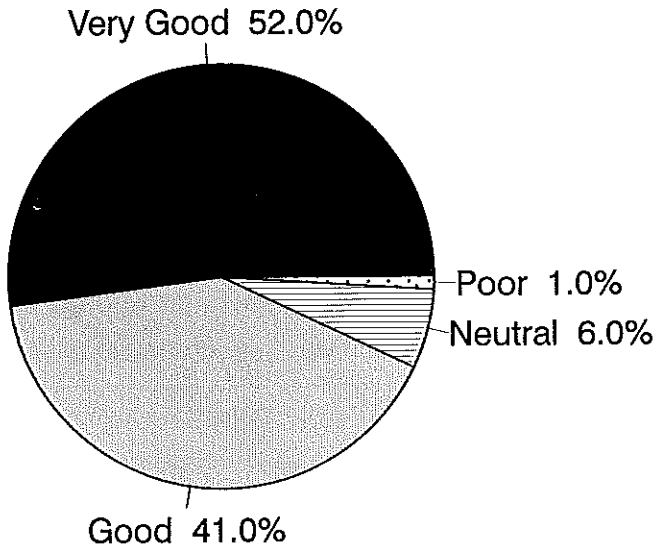
JULY 1992

During July 1992 a questionnaire was sent to the employers of UVSC graduates. The employers were asked to respond to questions about the graduates that were working for them.

The results are shown in the following graphs. Responses were obtained from 170 employers.

JOB-RELATED CONCEPTUAL KNOWLEDGE

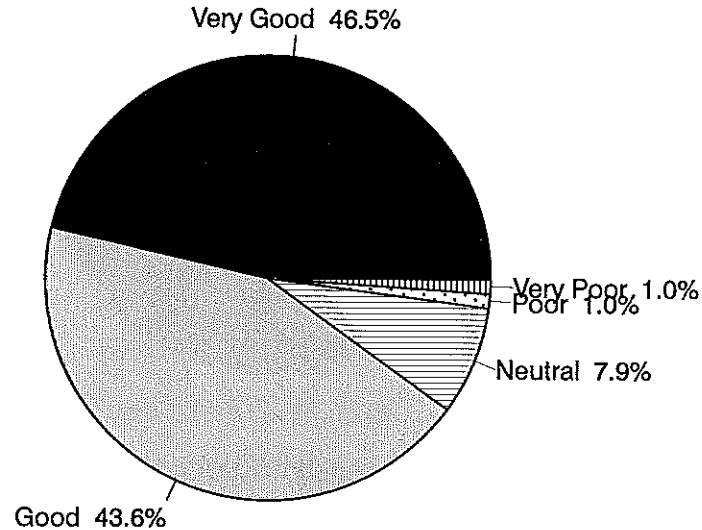
EMPLOYER EVALUATION OF CAREER PROGRAM COMPLETERS



n = 170 7/92

JOB-RELATED TECHNICAL KNOWLEDGE

EMPLOYER EVALUATION OF CAREER PROGRAM COMPLETERS



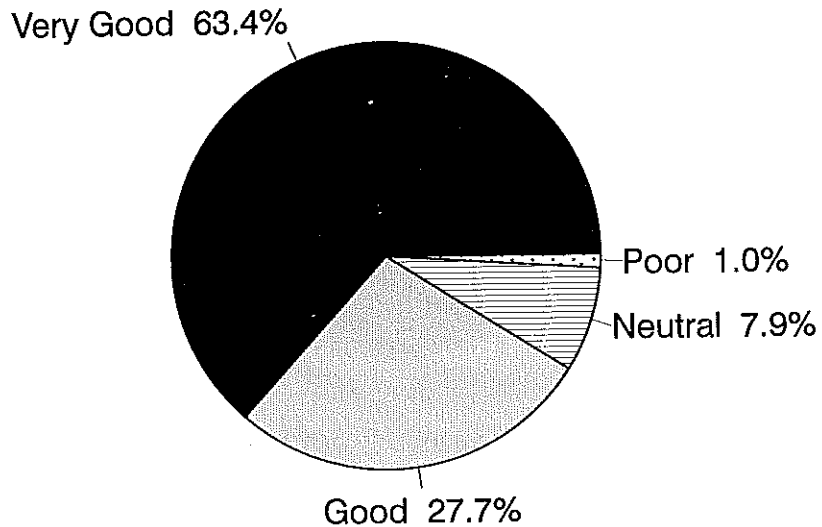
n = 170 7/92

Source: Utah Valley State College, Office of Institutional Research and Strategic Planning

226

ATTITUDE TOWARD WORK (PROFESSIONALISM)

EMPLOYER EVALUATION OF CAREER PROGRAM COMPLETERS

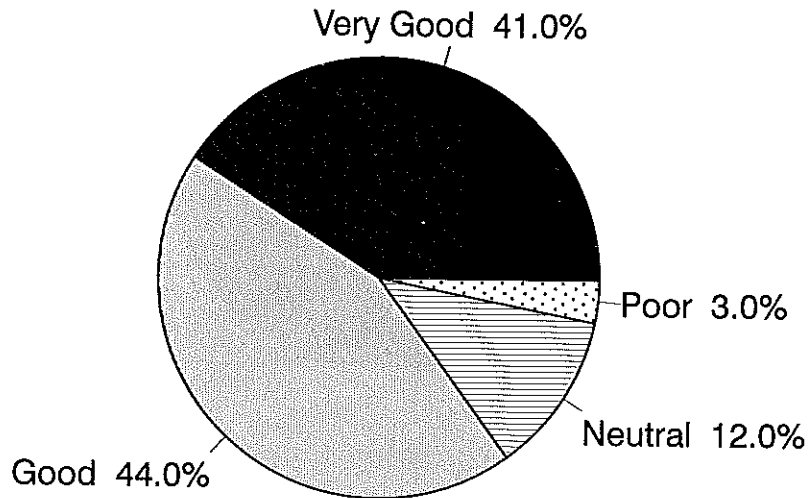


n = 170 7/92

Source: Utah Valley State College, Office of Institutional Research and Strategic Planning

QUALITY OF WORK

EMPLOYER EVALUATION OF CAREER PROGRAM COMPLETERS

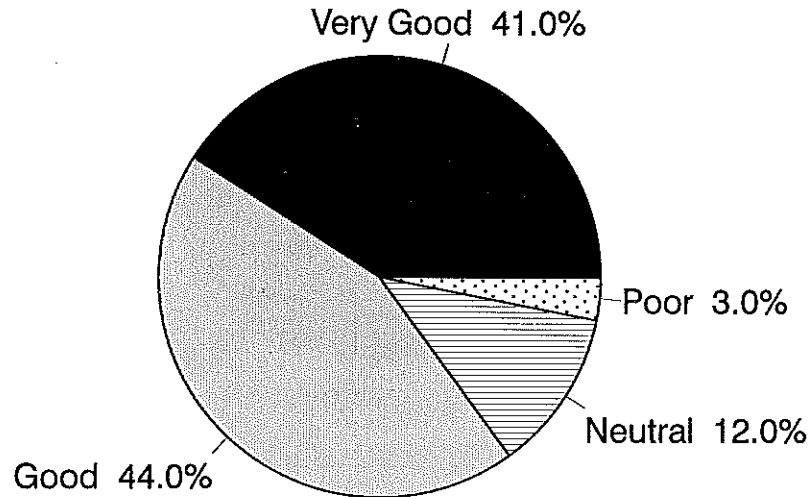


n = 170 7/92

Source: Utah Valley State College, Office of Institutional Research and Strategic Planning

COMMUNICATIONS AND INTERPERSONAL SKILLS

EMPLOYER EVALUATION OF CAREER PROGRAM COMPLETERS

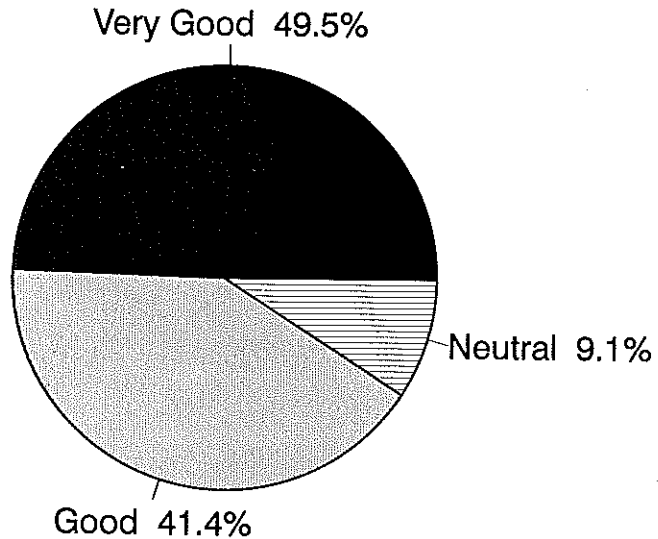


n = 170 7/92

Source: Utah Valley State College, Office of Institutional Research and Strategic Planning

OVERALL JOB PREPARATION

EMPLOYER EVALUATION OF CAREER PROGRAM COMPLETERS



n = 170 7/92

Source: Utah Valley State College, Office of Institutional Research and Strategic Planning

230

INDEX/GLOSSARY

Academic Affairs (Organizational Chart)	31
Ace/Pace Presidents	81
Administration and Institutional Advancement (Organizational Chart)	27
Advisor helped you resolve questions	185
Advisor was knowledgeable about UVSC courses, programs, and procedures	184
Advisor respected you, your opinions, and circumstances	183
Advisory Committees, Accounting, Air Conditioning and Refrigeration Technology, Automotive Technology, Aviation Science, Building Construction & Construction Management, Building Inspection, Business Management,	86
Advisory Committees, Cabinetry and Architectural Woodwork, Child Education & Family Studies, Collision Repair, Computer Science & Information, Culinary Arts, Diesel Mechanics, Drafting	87
Advisory Committees, Electrical Automation, Electronics & Computer Technology, Environmental Technology	88
Advisory Committees, Finance and Banking, Fire Science, Graphics Commercial Art, Honors Program, Hospitality Management	89
Advisory Committees, International Business, Legal Assistant, Lineman Technology, Machine Tool Technology, Nursing	90
Advisory Committees, Office Technology Administration, Physical Plant Management, Professional Driving, Welding	91
Age of Physical Facilities, Placed in Service, Square Footage	122
Age Distribution of Full-Time Faculty by Degree and Gender, October 1994	38
Age?	169

INDEX/GLOSSARY (continued)

Are you interested in participating in volunteer service activities?	203
Are you involved in any clubs or organizations on campus or the institute program?	207
Are you aware that UVSC has an established volunteer service office?	200
Are you aware of the Wolverine debit card?	212
Are you satisfied with using the debit card?	213
Are you a member of a single parent family?	150
Are you aware of what four year degrees UVSC now offers?	162
Are you aware that UVSC now offers four year degrees?	161
At UVSC, I improved my writing skills?	135
At UVSC, I improved my listening skills?	138
At UVSC, I improved my computation skills?	136
At UVSC, I improved my speaking skills?	137
At UVSC, I improved my decision making?	139
Athletics, Final Records and Conference Finishes	21
Attitude toward work (professionalism)	227
Because I attended UVSC, I improved my quality of life?	141
Because I attended UVSC, I am more tolerant of different ideas and individuals?	140
Board of Trustees Members, Appointed as of June 16, 1994	36
Board of Trustees Chairs	37
Budget Office (Organizational Chart)	35
Citizenship of Foreign Students, Fall 1990-1994	76
Citizenship of Foreign Students, Fall 1994 (map)	75

INDEX/GLOSSARY (continued)

Clubs and Organizations, Alpha Kappa Epsilon, Campus Venture, CASS-CASP, Chess, Cogito Ergo Pingo	92
Clubs and Organizations, Computer Club, Delta Phi Omega, DEX, Drafting Club, Environmental	93
Clubs and Organizations, French Club, GAIA, Game Club, German Club, Health Awareness, Hewlett Packard	94
Clubs and Organizations, IMA, Intercollegiate Knights, International Student Club, Jipang, Karate, Korean	95
Clubs and Organizations, Lambda Delta Sigma, LAUSA, Law Society, LDSSA, Math, MIDImuse	96
Clubs and Organizations, Native American Student Club, Nijutsu Club, Outdoor Recreation, Phi Beta Lambda, Phi Theta Kappa,	97
Clubs and Organizations, Philosophy Club, Polynesian Club, Quarks Snarks and Boojums, Racquetball, Rainbow Club, Rodeo Club	98
Clubs and Organizations, Sigma Gamma Chi, Ski Club, Slavic Club, Snowboarding Club, Soccer, Spanish Club	99
Clubs and Organizations, Student Alumni, Student Literary Publications Club, Student Nurses Association, Synergy, VICA, USU/UVSC IMA	100
Clubs and Organizations, Utah Valley Collegiate Aero Club, Utah Valley Cyclists, UVSC Ballroom Dance Company, UVSC Women's Soccer Club, Western Dance Club, Women's Connection	101
College Name Changes	11
College Calendar, 1995 Spring Semester	8
College Calendar, 1995 Summer Term	10
College Presidents	11
College Calendar, 1994 Fall Semester	7

INDEX/GLOSSARY (continued)

College Calendar, 1995 May Term	9
College Organizational Chart	26
College Relations (Organizational Chart)	29
Communications and interpersonal skills	229
COMMUNITY PERCEPTIONS SURVEY	160
County Resident/Non-Resident Headcount, Fall Semesters 1988-1994	54
Course content matched my expectations?	134
Did you change or modify your objectives while attending college?	127
Did your advisor use the assessment results to help you select courses?	189
Did your advisors review the assessment results with you?	188
Did you meet with an academic advisor prior to your first orientation?	187
Did your UVSC degree/certificate help you obtain or improve your employment?	129
Do you believe the new student assessment and its results to be:	197
Do you believe the new student tour to be:	198
Do you believe the computer presentation to be:	199
Do you understand the purpose of the volunteer service office?	201
Do you believe the mandatory advisor meeting helped you?	190
Do you believe the volunteer service office is or will be an asset to UVSC students?	202
Do you attend student activities on campus?	204
Do the activities on campus appeal to your interests?	205
Do you feel you were treated courteously at the ID/ticket information desk?	210
Do you feel that you accomplished your objectives in coming to UVSC?	128

INDEX/GLOSSARY (continued)

Do you know anyone who is presently attending UVSC?	166
Do you believe UVSC will continue to focus on their two year programs?	164
Education and General Revenue Sources, 1994-1995 (pie chart)	106
Education and General Operating Funds Expenditure Purpose, 1994-1995 (pie chart)	105
Education and General Operating Funds Use Expenditure Category, 1994-1995 (pie chart)	104
Employee of the Year	20
EMPLOYER SATISFACTION SURVEY	224
Employment in Utah County by type	25
Enrollment from Utah Counties, Fall Semester 1994	55
Enrollment History, Fall Semesters 1988-1994 (bar graph)	51
Enrollment History, Summer Terms 1988-1994 (bar graph)	53
Enrollment History, Spring Semesters 1988-1994 (bar graph)	52
Enrollment Projections, (Utah Valley State College)	64
Enrollment Comparison - Annualized FTE Students (bar graph)	50
Enrollment Comparison of Utah Universities/Colleges, Fall 1993	63
Ethnic Distribution of Full-Time Faculty by Degree and Gender, October 1994	39
Faculty Senate Presidents	81
Family income?	171
Federal, State, and Private Gift Status Report, 1993-1994	115
Financial Aid Activity Report, 1993-1994	114
Freshman/Sophomore Headcount, 1988-1994 (bar graph)	69
Fuel and Power Expenditures, 1986-1994 (bar graph)	108

INDEX/GLOSSARY (continued)

Full-Time Equivalent Enrollment, Fall Semester 1994	49
Gender?	168
Geographic Origin of Students, United States, Fall 1994 (map)	70
Geographic Origin of Students, United States, Fall 1990-1994	71
Graduate Degrees and Certificates Awarded 1993-94	80
GRADUATE FOLLOW-UP	123
Has anyone in your family completed a four-year college degree?	151
Have you been employed since leaving UVSC?	126
Have you read the college student newspaper, "The College Times"?	214
Have you ever put any suggestions in the suggestion boxes around the campus?	206
Headcount Enrollment, Fall Semester 1994	48
Headcount Distribution by Age, Fall 1988-1994	66
Headcount Distribution by Ethnic Group, Fall 1988-1994	67
Headcount by Area of Study, Fall Semester 1994 (bar graph)	62
Highest completed education?	170
History of Education and General Operating Budgets and Appropriations, 1979-1994	102
History of State Appropriation Per FTE, 1979-1994	103
History of Utah Valley State College	2
History of Education and General Operating Budget and Appropriation, 1983-1994 (bar graph)	107
Honorary Degree Recipients	22
How related is (was) this employment to the education you received at UVSC?	130
How many terms have you attended UVSC (UVCC)?	182

INDEX/GLOSSARY (continued)

How many semesters do you plan to attend?	149
How do you receive the majority of your information about UVSC?	167
How many children are in your parents' family?	153
How likely are you to pursue a four year degree?	156
How many hours do you plan to work each week while attending school?	154
How far is your home from UVSC?	145
How did you learn about UVSC?	146
I would recommend UVSC to others in my major?	132
I would attend UVSC again to meet my educational needs?	131
I consider the overall quality of the college newspaper good or superior	215
I read the college student newspaper on a regular basis	216
I felt the information presented on the computer orientation was useful	192
I was treated courteously at the Admissions window	173
I found the content of the student newspaper to be informative, timely, and relative to students	218
I can depend on a timely mailing of my transcript to myself, other institutions, companies, etc.	194
I received my grades within ten days of the end of the semester/term	195
I am satisfied with telephone registration	181
I was treated courteously when phoning Admissions	174
I was treated courteously when phoning the Registration Helpline	175
I was treated courteously when arranging my appointment for orientation and assessment	179
I have made purchasing decisions after reading the advertisements in the student newspaper	217
I was treated courteously at the Cashier's window	178

INDEX/GLOSSARY (continued)

I was treated courteously at the Financial Aid window	177
I was treated courteously at the Registration window	176
If UVSC was not your first choice, please indicate your first choice?	158
If you decide to pursue a four-year degree, where would UVSC rank as an option?	157
If yes, what is the highest degree for your father, mother, brother/sister?	152
If a problem has occurred with my records I feel help is available at records	196
Information I received from Admissions was clear, accurate, and helpful	180
Institutional Mission	1
Is anyone in your family considering a four year degree at UVSC?	165
Job-related conceptual knowledge	225
Job-related technical knowledge	226
Main Feeder High Schools for UVSC, Fall Semester 1994	59
Male/Female Headcount, Fall 1988-1994 (bar graph)	68
MAP OF COLLEGE CAMPUS	back cover
Mean Age of Students, 1988-1994 (bar graph)	65
More emphasis and information should be given to which section of the student newspaper?	220
My classes were taught well?	133
NEW STUDENT SURVEY	143
Overall, I consider my education at UVSC:	142
Overall rating of advisor	186
Overall job preparation	230

INDEX/GLOSSARY (continued)

Part-Time/Full-Time Headcount, Fall Semesters 1988-1994 (bar graph)	61
Part-Time/Full-Time Headcount, Fall Semesters 1988-1994	60
Physical Facilities, Building, Square Feet	117
Physical Facilities, Buildings in Progress	118
Physical Facilities, Type of Space	120
Physical Facilities, Square Feet (bar graph)	121
Physical Facilities, Priority Requests 1995	119
Private Funding, 1991-1994	116
Quality of work	228
Rank by Department, 1994-1995	44
Resident/Non-Resident Headcount, Fall Semesters 1988-1994 (bar graph)	58
Scholarship Activity Report, 1993-1994	109
Since I left UVSC, I have attended a four-year college or university?	125
Student Body Presidents	17
Student Services (Organizational Chart)	34
STUDENT SERVICES ACCREDITATION SURVEY	172
Teacher of the Year	20
The least impressive section of the student newspaper is:	222
The most informative pages of the student newspaper were the:	219
The most impressive section of the student newspaper is:	221
The length of the tour and computer information was appropriate	193
Total Number of Faculty	47

INDEX/GLOSSARY (continued)

Tuition Waiver Activity Report, 1993-1994	112
Tuition and Student Fees, Fall 1990, 1991, 1992, 1993, 1994	16
Universities Represented by Doctorates of Contract Faculty and Administrators, 1994-1995	40
Utah Valley Population	24
Utah System of Higher Education - Headcount Enrollment by Utah County Residency (bar graph)	59
Utah System of Higher Education	15
Utah State Board for Vocational Education Chairs	14
Utah Commissioners of Higher Education	13
Utah State Board of Regent Chairs	13
Utah State Board of Regents	12
Utah Valley State College Foundation Board, 1994-1995	82
Utah Valley State College Foundation Board Members, 1994-1995	83
Utah Valley State College Alumni Association Board of Directors, 1994-1995	84
Utah Valley State College Student Alumni Association Officers, 1994-1995	85
Utah Valley State College Alumni Past President's Club	85
Were you aware that UVSC still offers vocational and technical programs?	163
Were the questions that you asked at the ID/ticket information desk answered to your satisfaction? ..	211
What is your approximate family income?	155
What is your student status?	144
What are your living arrangements?	147
What was your primary reason for attending college at UVSC?	124
Which time of the day is better to hold a forum?	223