



# FACTBOOK

## **PREFACE**

*This **FACT BOOK** is an annual publication of Utah Valley State College and the Office of Institutional Research and Management Studies. The purpose of the **FACT BOOK** is to translate accumulated data into useful information to those within and outside our college environment.*

*Every effort has been made to include within this publication the data most often requested. A decision had to be made early in the development of the **FACT BOOK** to limit the published data. We invite the users of this book to freely comment on what data they would like to have included in the future. Please contact our office, (801) 222-8668, with your comments.*

*The Office of Institutional Research and Management Studies wishes to thank the individuals or departments who have contributed to this publication.*

*Office of Institutional Research  
and Management Studies*

UTAH VALLEY STATE COLLEGE  
FACT BOOK  
1997-98 DATA  
TABLE OF CONTENTS

GENERAL INFORMATION .....	1
ADMINISTRATION .....	27
FACULTY .....	29
ENROLLMENT .....	38
STUDENT PROFILE .....	55
SUPPORT ORGANIZATIONS .....	70
FINANCE .....	91
FACILITIES .....	105
INDEX/GLOSSARY .....	108
MAP OF COLLEGE CAMPUS .....	back cover

## CONTENTS

### GENERAL INFORMATION

Institutional Mission .....	1
History of Utah Valley State College .....	2
College Calendar, 1997 Fall Semester .....	7
College Calendar, 1998 Spring Semester .....	8
College Calendar, 1998 Summer Semester .....	9
College Presidents .....	11
College Name Changes .....	11
Utah State Board of Regents .....	12
Utah State Board of Regent Chairs .....	13
Utah Commissioners of Higher Education .....	13
Utah State Board for Vocational Education Chairs .....	14
Utah System of Higher Education .....	15
Tuition and Student Fees .....	16
Student Body Presidents .....	17
Teacher of the Year .....	20
Employee Awards .....	21
Athletics, Final Records and Conference Finishes .....	22
Honorary Degree Recipients .....	23
Utah Valley Population .....	25
Employment in Utah County by Type .....	26

## **INSTITUTIONAL MISSION**

*Utah Valley State College is a state college comprised of two interdependent divisions. The lower division embraces and preserves the philosophy and mission of a comprehensive community college, while the upper division consists of selected programs leading to baccalaureate degrees in areas of high community demand and interest.*

*Utah Valley State College is dedicated to providing a broad range of quality academic, vocational, technical, cultural, and social opportunities and experiences designed to encourage and assist students in attaining their goals and realizing their talents and potential, personally and professionally. The College is committed to meeting student and community lower division and selected upper division needs for occupational training; providing developmental, general, and transfer education; meeting the needs for continuing education for personal enrichment and career enhancement; and providing diverse social, cultural, and international opportunities, and student support services.*

## HISTORY OF UTAH VALLEY STATE COLLEGE

*Utah Valley State College, Orem, is situated in the heart of Utah County. Nestled beneath mountains on all sides, the name Utah Valley has become synonymous with Utah County and is used interchangeably throughout the state. With a population of more than 263,000 it is the second largest county in the State and includes twenty incorporated cities. The College serves primarily the Mountainlands District of students with Utah County residents comprising 60 percent of its enrollment.*

*The College was established when the Utah State Legislature passed an appropriation of \$100,000 for the biennium of 1936-38 for vocational education. Central Utah residents who had been supported by government funding, wanted to upgrade their skills in order to obtain better jobs and many enrolled in vocational classes administered by the school districts. However, the school districts were not able to give adequate supervision to organize, conduct, coordinate, and supervise adult programs, and in the spring of 1938, **Hyrum E. Johnson** of Provo was appointed supervisor of vocational education for Utah and Heber Valleys.*

*In the fall of 1941 the scattered classes throughout the two valleys were moved to a central location in south Provo and the Fairgrounds Campus was enthusiastically welcomed by the staff and students. Provo School District assumed the financial supervision of the new school and both federal and state monies flowed through the District to the school. It became imperative that the school have proper identification and the name **Central Utah Vocational School** was selected. With the advent of World War II, most of the school's operating budget came from federal government funds for war production training.*

*The birth of the school as a state institution was March 15, 1945, when Governor Herbert B. Maw signed a bill appropriating \$50,000 to operate for the biennium of 1945-47. A second bill was introduced and adopted in 1947 making the school a permanent state institution without any cut-off date. In 1946 **Wilson W. Sorensen** was appointed director of the school by the Utah State Board for Vocational Education and was the chief executive officer until June 1982.*

*In 1948 a new site, located between 1200 and 1400 North on 150 East in Provo, was obtained. The site was purchased by the four school districts (Alpine, Nebo, Provo and Wasatch) as well as Provo City and Utah County, with the understanding, if the property were given to the school, the state would appropriate the money for buildings. The location of the campus was considered ideal because of accessibility to students from Provo High School, the Vocational School, or Brigham Young University.*

*In March 1953 the name of the school was changed from Central Utah Vocational School to **Utah Trade Technical Institute**. In March 1967 the name was again changed, this time to **Utah Technical College at Provo**. In February 1966 the Utah State Board for Vocational Education approved granting Associate of Applied Science Degrees and on July 14, 1967, the State Board approved offering general education courses. In August of 1971 the Associate of Science Degree was approved.*

*Enrollment growth became so immense the Provo Campus was no longer adequate and a search for a new site was begun. Several locations in Provo and Orem were reviewed and a decision was made to purchase 185 acres in southwest Orem. This location was chosen because of its landscape, excellent traffic flow, and accessibility. The business education building, student center, heating plant, and auto trades building were occupied at the beginning of the 1976-77 school year.*

*In 1974 the Associate of Science Degree was discontinued, but approval was given by the Board of Regents to again award the degree in December 1980. In 1981 the Legislature approved granting an Associate of Science Degree in general education on a three-year probationary basis with permanent approval in 1985.*

*On June 1, 1982, Wilson W. Sorensen retired as President and **Dr. J. Marvin Higbee** was selected by the Board of Regents as the new President.*

*Since the move to the Orem Campus the College continued to grow with a trades building, learning resource center, athletic center and administration building added. As classes and service facilities were moved from Provo to Orem the vacated areas were filled by new programs, thus maintaining a split campus. A new science building was occupied in fall 1989. An extensive addition to the Learning Resource building was completed for use in 1992.*

*Beginning fall quarter 1985 articulation was completed with Weber State College to offer a four-year bachelor's degree in electronic technology while students continue their advanced courses on this campus. In winter quarter 1987 the same opportunity was offered students in the computer information systems program.*

*In 1987 the legislature approved a name change better reflecting the location and mission of the College--**Utah Valley Community College.***

*In October 1987 Dr. J. Marvin Higbee resigned as President and **Dr. Lucille T. Stoddard** was appointed Acting President until a new chief executive officer was selected.*

***Dr. Kerry D. Romesburg** was appointed President of Utah Valley Community College on July 17, 1988.*

*The Associate of Arts Degree was approved by the Board of Regents in 1987 and in 1989 the Regents and State Legislature approved funding for the Associate Degree Nursing program.*

*October 21, 1988, the College was granted permission by the State Board of Regents to convert from the quarter to the semester calendar system. This change became effective fall semester 1990.*

*A four-year accounting program became available to students beginning fall semester 1990.*

*In 1989 the College added an International Studies Center to coordinate exchange programs, bring international students on campus, and assist in giving faculty exchange opportunities. During this same period Utah Valley Community College became one of the first community colleges in the United States to sign an exchange agreement with Soviet Russia. Exchange agreements were reached with Central America and Caribbean countries, China, Hong Kong, Japan, Taiwan and Germany.*



*August 1, 1991, Dr. Sharon Staples was appointed Director of the new **University Center** and assumed responsibility for bachelor's degree programs in accounting, criminal justice, and electronic engineering technology. These programs are offered on the UVSC campus and degrees are awarded through Utah State and Weber State Universities.*

*January 17, 1992, the Utah State Board of Regents directed Utah Valley Community College and the Commissioner of Higher Education to develop a proposed model or plan for offering a limited number of high demand bachelor's degree programs directed to the needs of the region. The Regents' action directed that the model include the following: full data on costs with a 5-year projection, enrollment projections, program offerings, deployment of faculty, quality safeguards, accreditation processes, library and other requirements. Underscoring all of the process was the Regents' expressed concern for the undiminished continuation of UVCC's present lower division academic and technical programs.*

*A five-year, renewable consortium agreement was established between **Utah Valley Community College** and the **Kiev College of Hotel Management**. The program began in September, 1992 in Kiev, Ukraine.*

*On July 1, 1993, the name of the College was changed by the Board of Regents to **Utah Valley State College** and UVSC was given provisional accreditation by Northwest Accrediting Association to offer four year degree programs. The mission of the college was expanded to include four year degree programs. At the same time, UVSC became the first U.S. institution to receive accreditation for programs offered in the former Soviet Union.*

*During the 1993-94 school year, construction was completed on the Student Center Expansion and the new Theater. Accreditation was granted on June 22, 1994, by Northwest Accrediting Association.*

*Spring of 1995 saw the retirement of Dr. Tom Perkins as Women's Basketball Coach. During a 12-year span, his teams compiled 275 wins and 46 losses, the highest winning percentage of any active junior college coach.*

*December 14, 1995, the Northwest Association of Schools and Colleges granted full accreditation for all programs offered by the College, including the baccalaureate programs.*

*The Special Events Center was completed in January of 1996. The facility was named the David O. McKay Events Center after a multimillion dollar anonymous donation. The arena is a multi-purpose facility that will not only meet the need for physical education class space, but also be home to many community events. In January of 1997, the single game attendance record for any National Junior College Athletic Association team was set. The NBA-like atmosphere was witnessed by 8,063 fans.*

*The fall semesters of 1996 and 1997 brought Elementary Education and Hospitality Management as new four-year degrees, respectively. A two-year Dental Hygiene program was also added in January 1998.*

*Sources: A Miracle in Utah Valley--The Story of Utah Technical College 1941-1982 by Wilson W. Sorensen  
Utah Valley State College--Office of Vice President for Academic Affairs  
Utah Valley State College--Office of the President  
Utah Valley State College--College Relations*

**COLLEGE CALENDAR  
1997 FALL SEMESTER**

Classes Begin .....	August 27
Labor Day Holiday .....	September 1
Student Fall Break .....	October 17
Thanksgiving Holiday .....	November 26,27,28
Last Day of Classes .....	December 12
Final Examinations .....	December 15,16,17,18
Fall Semester Ends .....	December 18
Fall Grades Mailed .....	January 5

**COLLEGE CALENDAR  
1998 SPRING SEMESTER**

Classes Begin .....	January 7
Human Rights Day Holiday .....	January 19
President's Day Holiday .....	February 16
Spring Break .....	March 19, 20
Good Friday Holiday .....	April 10
Last Day of Classes .....	April 24
Final Examinations .....	April 27,28,29,30
Spring Semester Ends .....	April 30
Commencement .....	May 1
Spring Grades Mailed .....	May 11

## COLLEGE CALENDAR 1998 SUMMER TERM

### Session I (First 5 weeks - 24 days)

Classes Begin .....	May 4
Memorial Day Holiday .....	May 25
Classes End .....	June 5

### Session II (First 7 1/2 weeks - 36 days)

Classes Begin .....	May 4
Memorial Day Holiday .....	May 25
Classes End .....	June 23

### Session III (Full 15 weeks - 72 days)

Classes Begin .....	May 4
Memorial Day Holiday .....	May 25
Independence Day Holiday .....	July 3
Pioneer Day Holiday .....	July 24
Classes End .....	August 14

**COLLEGE CALENDAR**  
**1998 SUMMER TERM (Continued)**

Session IV (Last 10 weeks - 48 days)

Classes Begin .....	June 8
Independence Day Holiday .....	July 3
Pioneer Day Holiday .....	July 24
Classes End .....	August 14

Session V (Second 7 1/2 weeks - 36 days)

Classes Begin .....	June 24
Independence Day Holiday .....	July 3
Pioneer Day Holiday .....	July 24
Classes End .....	August 14

## COLLEGE PRESIDENTS

Mr. Wilson W. Sorensen	1946-1982
Dr. J. Marvin Higbee	1982-1988
Dr. Kerry D. Romesburg	1988-present

## COLLEGE NAME CHANGES

1941	Central Utah Vocational School
1963	Utah Trade Technical Institute
1967	Utah Technical College at Provo
1987	Utah Valley Community College
1993	Utah Valley State College

## UTAH STATE BOARD OF REGENTS

<u>Name</u>	<u>Term*</u>
Kenneth G. Anderton, Chair	2001
Pamela J. Atkinson	2003
Aileen H. Clyde	2001
Andrew Croshaw (student)	1998
Ian M. Cumming	1999
David J. Grant	2001
Larzette G. Hale	1999
L. Brent Hoggan	1997
Karen H. Huntsman, Vice Chair	2001
Charles E. Johnson	2003
David Jordan	2003
Evelyn B. Lee	1999
Victor L. Lund	2003
Paul S. Rogers	2001
Jay B. Taggart	1999
Dale O. Zabriskie	1999
Cecelia H. Foxley, Commissioner	

\* Term expires June 30 of year indicated.

Source: Utah Valley State College, Office of the President



## UTAH STATE BOARD OF REGENT CHAIRS

Kenneth G. Anderton	1994-present
Steven E. Snow	1993-1994
Douglas S. Foxley	1989-1993
W. Eugene Hansen	1987-1989
Sue Marie Young	1985-1987
Kem C. Gardner	1981-1985
Donald B. Holbrook	1977-1981
George G. Hatch	1973-1977
Donald B. Holbrook	1973-1973
Peter W. Billings	1969-1973

## UTAH COMMISSIONERS OF HIGHER EDUCATION

Cecilia H. Foxley	1993-present
Wm. Rolfe Kerr	1985-1993
Arvo Van Alstyne	1981-1985
Terrel H. Bell	1976-1981
G. Homer Durham	1969-1976

Source: Office of the Utah Commissioner of Higher Education

**UTAH STATE BOARD OF EDUCATION  
UTAH STATE BOARD FOR VOCATIONAL EDUCATION CHAIRS**

1997-present	Katharine B. Garff	1973-75	W. Robert Wright
1995-96	Marvin O. Snow	1972-73	John L. Owen
1991-95	Neola Brown	1970-72	Helen B. Ure
1990-91	Jay Liechty	1968-70	LeGrand P. Backman
1988-90	Ruth Hardy Funk	1966-68	Lynn S. Richards
1985-88	Keith T. Checketts	1964-66	Sheldon S. Allred
1984-85	M. Richard Maxfield	1962-64	LeGrand P. Backman
1982-84	Oscar McConkie	1960-62	Moroni H. Brown
1981-82	Jay Monson	1958-60	W. C. Cole
1980-81	W. Dean Belnap	1956-58	Charles A. White
1979-80	Lila Bjorklund	1954-56	R. V. Larson
1978-79	Jay Monson	1952-54	Rulon Hinkley
1977-78	W. Dean Belnap	1950-52	William O. Bentley
1976-77	Joan Burnside	1944-50	E. Allen Bateman
1975-76	Reuben D. Law	1940-44	Charles H. Skidmore

Source: Utah State Office of Education

## UTAH SYSTEM OF HIGHER EDUCATION

### Institution

College of Eastern Utah  
Dixie College  
Salt Lake Community College  
Snow College  
Southern Utah University  
University of Utah  
Utah State University  
Utah Valley State College  
Weber State University

### President

Dr. Grace Sawyer Jones  
Dr. Robert C. Huddleston  
Dr. Frank W. Budd  
Dr. Gerald J. Day  
Dr. Steven D. Bennion  
Dr. James B. Machen  
Dr. George H. Emert  
Dr. Kerry D. Romesburg  
Dr. Paul H. Thompson

Source: Utah Valley State College, Office of the President

## TUITION AND STUDENT FEES

	<u>Fall 1993</u>	<u>Fall 1994</u>	<u>Fall 1995</u>	<u>Fall 1996</u>	<u>Fall 1997</u>
<b>Resident</b>					
Based on:					
5 Credit Hours	\$339.25	\$354.60	\$359.45	\$371.50	\$383.50
10 Credit Hours	\$593.75	\$617.35	\$632.35	\$644.00	\$663.50
15 Credit Hours	\$683.25	\$709.85	\$727.85	\$737.00	\$759.50
<b>Non-Resident</b>					
Based on:					
5 Credit Hours	\$936.00	\$1,029.60	\$1065.70	\$1077.75	\$1114.50
10 Credit Hours	\$1,708.00	\$1,882.35	\$1953.60	\$1965.25	\$2034.50
15 Credit Hours	\$2,004.50	\$2,210.85	\$2295.10	\$2304.25	\$2386.50

The tuition and fee schedule is partially linear; therefore, the amounts charged for tuition and fees change at each increment of total credit hours enrolled. The above figures show the amounts for three of these increments: 5, 10 and 15 credit hours.

Source: Utah Valley State College, Class Schedules

## STUDENT BODY PRESIDENTS

J. Steven Beck	Provo, Utah	1997-1998
Phil L. Clegg	Kamas, Utah	1996-1997
Terry Ann Harward	Provo, Utah	1995-1996
Shad Sorenson	Oakley, Utah	1994-1995
Stephen Hatch	American Fork, Utah	1993-1994
Paul Von Strahl	Orem, Utah	1992-1993
Ken Patey	Orem, Utah	1991-1992
Kelly Bitters	Orem, Utah	1990-1991
Deryn Young	Alton, Utah	1989-1990
Jim Woods	Provo, Utah	1988-1989
Ben Gould	Orem, Utah	1987-1988
George Marshall	Orem, Utah	1986-1987
Bobby Thomas	California	1985-1986
Jay Deuel	Tucson, Arizona	1984-1985
Gordon Wilson	Lehi, Utah	1983-1984
Scott Banasky	Green River, Utah	1982-1983
Kerry Graves	Mapleton, Utah	1981-1982
Mark Fisher	Lanham, Maryland	1980-1981
Lee Barrus	Othello, Washington	1979-1980
Bruce Burnett	Provo, Utah	1978-1979

## STUDENT BODY PRESIDENTS

(continued)

Blake Buhler	American Fork, Utah	1977-1978
William Reese	Vernal, Utah	1976-1977
Mel Poulsen	Richfield, Utah	1975-1976
LaVerl Crosby	Provo, Utah	1974-1975
Randy Kidman	Ogden, Utah	1973-1974
Terry K. Holt	Brigham City, Utah	1972-1973
Ken Law	Springville, Utah	1971-1972
Norm Thorson	Provo, Utah	1970-1971
Richard L. Evans	Orem, Utah	1970-1971
Doug Wright	Provo, Utah	1969-1970
Bruce Smith	Orem, Utah	1968-1969
Gary Houser	Orem, Utah	1967-1968
Jim Tilson	Spanish Fork, Utah	1966-1967
Donald P. Fordham	Pleasant Grove, Utah	1965-1966
Chuck Goodyear	Indianapolis, Indiana	1964-1965
Glen LaVar Cox	Hinkley, Utah	1963-1964
Robert Button	Provo, Utah	1962-1963
Paul Hart	Orem, Utah	1961-1962
Duane Jonhson	Showlow, Arizona	1960-1961

## STUDENT BODY PRESIDENTS

(continued)

Duane Johnson	Showlow, Arizona	1959-1960
William Nuttall	Provo, Utah	1958-1959
James G. Goodman	Roy, Utah	1957-1958
Lynn Powell	Nephi, Utah	1956-1957
Blane Elton	Santaquin, Utah	1955-1956
Clark Jolley	Pleasant Grove, Utah	1954-1955
Calvin Davies	Panguitch, Utah	1953-1954
William H. White	Goshen, Utah	1952-1953
Mark Anderson	Provo, Utah	1951-1952
Bill Hales	Pocatello, Idaho	1950-1951
Thomas Donald Forsyth	Provo, Utah	1949-1950
Lee Russell Cardall	Salt Lake City, Utah	1948-1949
Mark H. Nilsen	Provo, Utah	1947-1948
Don A. Taylor	Spanish Fork, Utah	1946-1947

Source: Utah Valley State College, Office of the Vice President for Student Services

## TEACHER OF THE YEAR

1996-1997	JaNae Brown Haas	1992-1993	Steve Adams	
	Doug Bradley		1991-1992	Dei Shumway
	Deborah Marrott		1990-1991	Larry B. Marsing
	Pat Ormond		1989-1990	Barbra Ann Hoge
	Christine Walker		1988-1989	David O. Litchford
1995-1996	Darin Taylor	1987-1988	Elma Mack	
	Joseph Hwang	1986-1987	Kim I. Brewster	
	Benjamin Bean	1985-1986	Wesley M. Bitters	
	John Nield	1984-1985	Douglas L. Jorgensen	
1994-1995	Kathryn Hall	1983-1984	Rulon J. Wells	
	Clixie Larson	1982-1983	James E. Barnes	
	Larry E. Roberts	1980-1981	Stephen M. Trane	
	Susanne R. Loris	1979-1980	Robert F. Steele	
	Ronald J. Hammond	1978-1979	Rex Losee	
1993-1994	Doris Garner	1977-1978	J.D. Davidson	
	Bret H. Boyer	1976-1977	Elma Mack	
	Loretta Palmer			
	Anita Musto			
	G. Randall King			
	Gordon B. Garrett			



## EMPLOYEE AWARDS

### Employee of the Year

1993-94	Deloris Bradley
1992-93	Tom Keele
1990-91	Terena Anderson
1989-90	Kathleen Crawford
1988-89	Craig Gappmayer
	Ruth Broderick
	Shelley Olsen
1987-88	James L. Michaelis
	Keith Barlow
	Kenneth E. Mathews
1986-87	Linda L. Makin
1985-86	Helen Kennington

### Distinguished Employee of the Semester

FALL 1997	Tara Yates
	Joyce Oliphant
	Michael Jacobsen
SPRING 1997	Kristi Dockstader
	Jolene Nuttall
	Ann Lickey
SPRING 1996	Dan Lukins
	Claudine Boothe
	Richard Nielson
FALL 1995	Irene Young
	Bart Jacobs
	Julie Bagley
SPRING 1995	Lynnae Marsing
	Denise Pino
	Rhondelle Rasmussen
FALL 1994	Nancy Bartlett
	Mark Bezzant
	Judy Bleggi

## ATHLETICS

### FINAL RECORDS AND CONFERENCE FINISHES

	<u>1992-93</u>	<u>1993-94</u>	<u>1994-95</u>	<u>1995-96</u>	<u>1996-97</u>
<b>WOMEN</b>					
Basketball	26-5(1st)	29-1(1st)	28-4(2nd)	29-6(1st)	25-7(1st)
Softball	14-23(3rd)	23-27(3rd)	15-30(3rd)	14-26(5th)	32-20(2nd)
Volleyball	30-8(2nd)	35-6(1st)	28-9(1st)	28-9(1st)	31-12(2nd)
Rodeo	3rd	3rd	4th	4th	6th
<b>MEN</b>					
Basketball	16-15(5th)	20-12(7th)	22-10(4th)	29-6(1st)	24-8(3rd)
Baseball	28-14(1st)	30-18(1st)	24-21(3rd)	31-21(2nd)	37-20(2nd)
Rodeo	3rd	4th	3rd	2nd	3rd

Source: Utah Valley State College, Sports Information Director  
 Utah Valley State College, Rodeo Club

## HONORARY DEGREE RECIPIENTS

Dr. Steven R. Covey	1997	Donald Holbrook	1990
Karen Ashton	1997	Orville Gunther	1990
Dr. Wm. Rolfe Kerr	1997		
Honorable Michael O. Leavitt	1996	Roy Despain	1989
Marlon O. Snow	1996	Florence Ragan	1989
		Raymond J. Norda	1988
Ronald A. Rasband	1995	Grant Burgeon	1987
Shunji Aoki	1995	Paul Rogers	1987
Honorable LeRay L. McAllister	1995		
Larry H. Miller	1994	Bill Anderson	1986
Janine Pease-Windy Boy	1994	James R. Moss	1985
Neal Savage	1994		
DeLance W. Squire	1993	Don E. James	1984
		Charles E. Peterson	1984
Alan Ashton	1992	Hyrum E. Johnson	1983
Lavorn Sparks	1992	Wilson W. Sorensen	1983
Joe Cannon	1991		
Veonne Howlett	1991		

## HONORARY DEGREE RECIPIENTS

(continued)

James S. Clark	1978	Richard DeJong	1973
Theron H. Luke	1978	Jack C. Higbee	1973
Helen B. Ure	1978	Richard S. Prows	1973
Sylvia C. Anderson	1977	Edna H. Baker	1971
Calvin L. Rampton	1977	John O. Beesley	1971
J.C. Moffitt	1975	Edmund M. Evans	1971
ElRoy Nelson	1975	Von H. Robertson	1971
Glen R. Swenson	1975		
Seth P. Billins	1974		
Frank S. Dain	1974		

Source: Utah Valley State College, College Relations

## UTAH VALLEY POPULATION

<u>AREA</u>	<u>1970</u>	<u>1980</u>	<u>1994</u>
Alpine	1,047	2,649	4,547
American Fork	7,713	12,564	18,194
Cedar Hills	NA	571	1,465
Elk Ridge	NA	381	1,036
Genola	424	630	1,069
Goshen	459	582	610
Highland	NA	2,435	5,909
Lehi	4,659	6,848	10,535
Lindon	1,644	2,796	4,989
Mapleton	1,980	2,726	4,203
Orem	25,729	52,399	74,402
Payson	4,501	8,246	10,837
Pleasant Grove	5,327	10,833	15,813
Provo	53,131	74,108	88,519
Salem	1,081	2,233	3,091
Santaquin	1,236	2,175	2,676
Spanish Fork	7,284	9,825	13,522
Springville	8,790	12,101	15,762

Source: Statistical Abstract of Utah, 1996

**EMPLOYMENT IN UTAH COUNTY BY TYPE**  
**1993**

<b><u>OCCUPATION</u></b>	<b><u>1993</u></b>
Agricultural Services	1,209
Construction	8,314
Farm Workers	2,214
Finance, Insurance, and Real Estate	5,824
Government	18,589
Manufacturing	15,149
Mining	91
Proprietors	22,241
Services	54,845
Transportation, Communication, and Utilities	2,512
Wholesale and Retail Trade	28,199

Source: Statistical Abstract of Utah, 1996

## CONTENTS

### ADMINISTRATION

Board of Trustees .....	27
Board of Trustees Chairs .....	28

## BOARD OF TRUSTEES

Members Appointed by the Governor of Utah

<u>NAME</u>	<u>TERM EXPIRES</u>
J. Steven Beck	April 30, 1998
David R. Bradford	June 30, 2001
Wilford W. Clyde	June 30, 1999
Marianne F.G. Heaps	June 30, 1999
Jeff Kahn	May 31, 1997
Douglas W. Morrison (Vice Chair)	June 30, 2001
Marlon O. Snow	June 30, 1999
Paul K. Sybrowsky (Chair)	June 30, 2001
Beth Tolbert	June 30, 1999
John H. Zenger	June 30, 2001

Source: Utah Valley State College, Office of the President



## BOARD OF TRUSTEES CHAIRS

	<u>When Elected</u>
Paul Sybrowsky	August 1997
Beth Tolbert	August 1995
Alan Ashton	September 1993
Ray Harding	September 1991
DeLance Squire	July 1989
Mary Anne Wood	September 1985
Howard Pace	July 1982
Charles Bates	July 1980
Grant Burgon	July 1978

Source: Utah Valley State College, Office of the President

## CONTENTS

### FACULTY

Age Distribution of Full-Time Faculty by Degree and Gender .....	29
Ethnic Distribution of Full-Time Faculty by Degree and Gender .....	30
Universities Represented by Doctorates of Contract Faculty and Administrators .....	31
Rank by Department .....	35
Total Number of Employees .....	37

**AGE DISTRIBUTION OF FULL-TIME FACULTY  
BY DEGREE AND GENDER  
NOVEMBER 1997**

		<u>26-30</u>	<u>31-35</u>	<u>36-40</u>	<u>41-45</u>	<u>46-50</u>	<u>51-55</u>	<u>56-60</u>	<u>Over 60</u>
<b>Doctorate</b>	Male	0	4	5	3	4	11	4	3
	Female	0	2	4	2	2	2	4	0
<b>Masters</b>	Male	0	4	8	8	11	16	15	6
	Female	1	6	3	5	7	9	3	2
<b>Bachelors</b>	Male	0	3	5	2	5	7	5	1
	Female	0	1	2	2	2	2	5	3
<b>Associate</b>	Male	0	2	1	2	4	3	1	2
	Female	0	0	0	0	0	0	0	0
<b>Certificate</b>	Male	0	0	2	1	1	1	2	0
	Female	0	0	0	0	0	0	0	0
<b>Trade School</b>	Male	0	0	1	0	0	0	0	0
	Female	0	0	0	0	0	0	0	0
<b>Not Specified</b>	Male	0	0	5	2	1	2	1	1
	Female	0	0	0	0	1	2	0	0
<b>Total</b>		1	22	36	27	38	55	40	18

Source: Utah Valley State College, Office of Institutional Research and Management Studies

**ETHNIC DISTRIBUTION OF FULL-TIME FACULTY  
BY DEGREE AND GENDER  
NOVEMBER 1997**

		<u>American Indian</u> <u>Alaska/Native</u>	<u>Asian Pacific</u> <u>Islander</u>	<u>Black</u>	<u>Caucasian</u>	<u>Hispanic</u>	<u>Not</u> <u>Specified</u>
<b>Doctorate</b>	Male	0	0	0	34	0	0
	Female	0	1	0	15	0	0
<b>Masters</b>	Male	1	2	0	65	0	0
	Female	0	0	0	36	0	0
<b>Bachelors</b>	Male	0	0	2	26	0	0
	Female	0	0	0	17	0	0
<b>Associate</b>	Male	0	0	0	15	0	0
	Female	0	0	0	0	0	0
<b>Certificate</b>	Male	0	0	0	0	0	0
	Female	0	0	0	0	0	0
<b>Trade School</b>	Male	0	0	0	8	0	0
	Female	0	0	0	0	0	0
<b>Not Specified</b>	Male	0	1	0	9	0	2
	Female	0	0	0	1	1	1
<b>Total</b>		1	4	2	226	1	3

Source: Utah Valley State College, Office of Institutional Research and Management Studies

**UNIVERSITIES REPRESENTED BY  
DOCTORATES OF CONTRACT FACULTY & ADMINISTRATORS  
1997 - 1998**

Faculty

Anderson, Russell  
Aslett, Richard  
Bahr, Damon L.  
Baker, William L.  
Bennett, Lyn  
Bracken, Mark E.  
Buchman, Joseph  
Bulger, Jeffrey  
Bullock, Brent  
Butler, Rusty  
Bybee, Paul  
Callison, James  
Carey, Ernest  
Carney, Rob  
Chappell, Dick L.  
Chipman, Ken  
Cobb, William W.  
Englehardt, Elaine  
Fillmore, Jane  
Foster, Chuck  
Fritze, Tamara  
Gardner, Norman  
Gomm, Annette J.  
Greer, Dennis

University

University of Arizona  
Brigham Young University  
Brigham Young University  
University of Utah  
University of Kansas  
Brigham Young University  
Indiana University  
University of Tennessee  
Brigham Young University  
University of Arizona  
Brigham Young University  
University of Arizona  
University of Hawaii  
University of Southwestern Louisiane, Lafayette  
Columbia Pacific University  
Brigham Young University  
University of Colorado  
University of Utah  
Brigham Young University  
Brigham Young University  
Washington State University  
University of Utah  
Oklahoma State University  
Utah State University

**UNIVERSITIES REPRESENTED BY  
DOCTORATES OF CONTRACT FACULTY & ADMINISTRATORS**

**1997-98**  
(continued)

Faculty

Gunawardena, Gamini  
Gygi, Janice  
Hamblin, Laura  
Hammond, Ronald  
Harris, James G.  
Hillman, Vance  
Homs, Daniel  
Hover, Thomas  
Iroz, Kathryn  
Jackson, Malan R.  
Jensen, Jack  
Jaspersen, Jill  
John, Cameron R.  
Jones, Christopher G.  
Keller, David  
Lehnardt, Eberhard  
Li, Ya  
Loveridge, Robert  
Martin, D. Dee  
McKenna, Hazel  
Mecham, Harvey  
Merrin, Christine Rossi  
Merrin, Stephen

University

University of Utah  
University of Utah  
University of Denver  
Brigham Young University  
University of Alberta Edmonton  
Southern Illinois University  
University of California, Davis  
Brigham Young University  
Northern Illinois University  
Arizona State University  
Brigham Young University  
Brigham Young University  
University of Arizona  
Utah State University  
University of Georgia  
Rice University  
University of Utah  
New Mexico State University  
Oregon State University  
Brigham Young University  
Brigham Young University  
New Mexico State University  
New Mexico State University

**UNIVERSITIES REPRESENTED BY  
DOCTORATES OF CONTRACT FACULTY & ADMINISTRATORS**

**1997-98**

(continued)

Faculty

Nield, John  
Oyler, Dee  
Palmer, Loretta  
Parker, Bruce  
Perkins, Thomas  
Plothow, Roger H.  
Rasmussen, Kirk  
Raynes, Joseph L.  
Riboldi, Liliana  
Richan, Pat  
Richards, Grant L.  
Robbins, Robert  
Roberson, Philip  
Romesburg, Kerry D.  
Seagle, Donald B.  
Shively, Michael  
Shumway, Del K.  
Sievers, Raymond A.  
Silvia, Alfred  
Smith, D. J.  
Snedegar, Keith

University

Idaho State University  
Brigham Young University  
Brigham Young University  
Utah State University  
Brigham Young University  
Brigham Young University  
University of Utah  
Texas A & M University  
University of Utah  
University of Northern Colorado  
Brigham Young University  
University of Illinois  
Oklahoma State University  
Arizona State University  
Southern Illinois University, Carbondale  
Purdue University  
Washington University, St. Louis  
University of Northern Colorado  
University of Pittsburgh  
University of Utah  
University of Oxford

**UNIVERSITIES REPRESENTED BY  
DOCTORATES OF CONTRACT FACULTY & ADMINISTRATORS**

**1997-98**  
(continued)

Faculty

Spafford, Ann  
Spencer, Mark  
Staples, Sharon L.  
Stoddard, Lucille T.  
Tayler, Paul L.  
Thomas, Ryan  
Tueller, Alden B.  
Van Buren, Renee  
Vawdrey, Colleen  
Vogel, Charles  
Wager, Jans B.  
Warner, Douglas E.  
Whaley, Wayne  
Wilson, Ian Kenneth  
Wixom, Gary  
Worthington, J. Karl

University

Brigham Young University  
Ohio State University  
University of Utah  
Utah State University  
University of Utah  
Brigham Young University  
University of California  
Arizona State University  
Utah State University  
University of California, Davis  
University of California, Davis  
Arizona State University  
Brigham Young University  
University of Calgary  
Brigham Young University  
University of Iowa

Source: Utah Valley State College, Vice President for Academic Affairs



**RANK BY DEPARTMENT  
1997-1998**

<u>DEPARTMENT</u>	<u>ASSOCIATE PROFESSOR</u>	<u>ASSISTANT PROFESSOR</u>	<u>PROFESSOR</u>	<u>INSTRUCTOR</u>
Accounting	1	3	1	1
Air Conditioning/Refrigeration	0	2	0	0
Art & Visual Comm.	4	0	3	2
Automotive/Diesel	1	1	2	1
Aviation	1	0	0	0
Behavioral Science	3	1	2	0
Building Construction & Construction Management	2	0	1	0
Business Communications And Office Technology	3	4	3	0
Business Management	6	2	4	2
Cabinetry Woodworking	1	1	0	0
Collision Repair Technology	0	0	1	2
Computer Science and Information Systems	3	1	4	4
Co-op	0	0	0	1
Diesel Mechanics Technology	2	2	0	0
Drafting Technology	3	0	2	0
Education, Child & Family Studies	2	2	3	3
Electrical Automation/Robotics	2	0	0	0
Electronic & Computer Tech	6	3	0	0
English & Literature	1	3	12	1
Environmental Technology	0	1	0	1

## RANK BY DEPARTMENT

1996 - 1997 (continued)

<u>DEPARTMENT</u>	<u>PROFESSOR</u>	<u>ASSOCIATE PROFESSOR</u>	<u>ASSISTANT PROFESSOR</u>	<u>INSTRUCTOR</u>
Fire Science	0	1	0	1
Foreign Languages	1	2	1	0
Health & Physical Education	3	3	0	3
Hospitality Management	0	0	2	1
Humanities & Philosophy	4	0	3	0
Learning Enrichment ESL/English	0	4	3	1
Learning Enrichment Mathematics	3	2	3	0
Learning Enrichment Reading/Studies Skills	0	1	4	0
Legal Studies	0	1	1	2
Life Science	2	1	5	1
Linenam Technology	0	0	1	1
Machine Tool & Weld Tech.	0	0	3	0
Mathematics	4	6	5	1
Multimedia Technology	1	0	0	1
Nursing	0	8	1	4
Performing Arts & Comm.	2	0	2	2
Physical Sciences	5	0	2	1
Political Science & History	4	1	4	0
Professional Driving	0	1	0	0
Technology Management	0	0	1	0
Welding Technology	2	0	0	0

Source: Utah Valley State College, Vice President for Academic Affairs

**TOTAL NUMBER OF EMPLOYEES**  
**November 1, 1997**

	<u>Male</u>	<u>Female</u>	<u>Total</u>
Executive/Administrative/Managerial	47	15	62
Faculty	165	73	238
Professional/Non-Faculty	124	73	197
Classified	<u>72</u>	<u>183</u>	<u>255</u>
<b>Total Head Count</b>	<b>408</b>	<b>344</b>	<b>752</b>

<b>HOURLY</b>	<u>Male</u>	<u>Female</u>	<u>Total</u>
Professional/Administrative	16	20	36
Adjunct Faculty	280	197	477
Classified	225	363	588
Work Study Students	19	45	64
Other Students	<u>300</u>	<u>342</u>	<u>642</u>
<b>Total Head Count</b>	<b>840</b>	<b>967</b>	<b>1807</b>

Source: Utah Valley State College, Institutional Research and Management Studies

## CONTENTS

### ENROLLMENT

Headcount Enrollment, Fall Semester 1997 .....	38
Full-Time Equivalent Enrollment, Fall Semester 1997 .....	39
Enrollment Comparison - Annualized FTE Students (graph) .....	40
Enrollment History, Fall Semesters 1993-1997 (graph) .....	41
Enrollment History, Spring Semesters 1993-1997 (graph) .....	42
Enrollment History, Summer Terms 1993-1997 (graph) .....	43
County Resident/Non-Resident Headcount, Fall Semesters 1992-1996 .....	44
Enrollment from Utah Counties, Fall Semester 1997 .....	45
Main Feeder High Schools for UVSC, Fall Semester 1997 .....	47
Resident/Non-Resident Headcount (graph) .....	48
Utah System of Higher Education - Headcount Enrollment by Utah County Residency (graph) .....	49
Part-Time/Full-Time Headcount, Fall Semesters 1993-1997 .....	50
Part-Time/Full-Time Headcount, Fall Semesters 1993-1997 (graph) .....	51
Headcount by Area of Study, Fall Semester 1997 (graph) .....	52
Enrollment Comparison of Utah Universities/Colleges, Fall 1996 .....	53
Fall Enrollment Projections, (graph) .....	54

## HEADCOUNT ENROLLMENT FALL SEMESTER 1997

		TOTAL HEADCOUNT	15,994*		
Female	7,529	47%	Freshmen	10,719	68%
Male	8,463	53%	Sophomores	3,012	19%
Other/Not Specified	2	0%	Juniors	1,379	8%
			Seniors	875	5%
			Other/Not Specified	9	0%
Non-resident	1,564	10%	Part-time	8,628	54%
Resident	14,430	90%	Full-time	7,366	46%
Continuing	7,475	47%	Concurrent**	2,864	18%
New	4,874	30%	Non-concurrent	13,130	82%
Readmitted	2,473	15%			
Transfer	1,171	7%	Mean Age	21.9	
Other/Not Specified	1	0%			

\*Includes concurrent enrollment

\*\*A student taking at least one high school concurrent enrollment class

Source: Utah Valley State College, Office of Institutional Research and Management Studies

**FULL-TIME EQUIVALENT ENROLLMENT  
FALL SEMESTER 1997**

TOTAL FULL-TIME EQUIVALENT (FTE)\*    10,485\*\*

Non-Resident	1,268	12%
Resident	9,217	88%
Full-time	6,839	65%
Part-time	3,646	35%

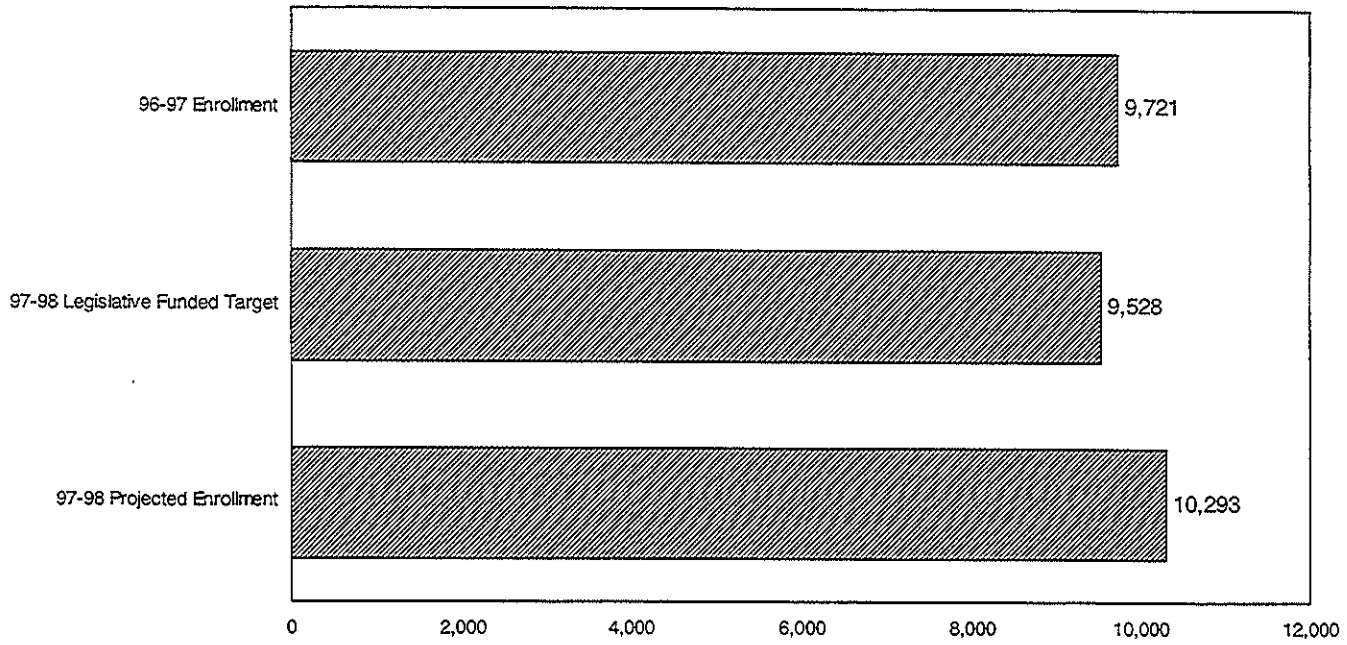
\*Full-time equivalent is the total number of credit hours in which students are enrolled divided by 15 (the credit hour load of a hypothetical "full-time" student).

\*\*Includes concurrent enrollment

Source: Utah Valley State College, Office of Institutional Research and Management Studies

## ENROLLMENT COMPARISON

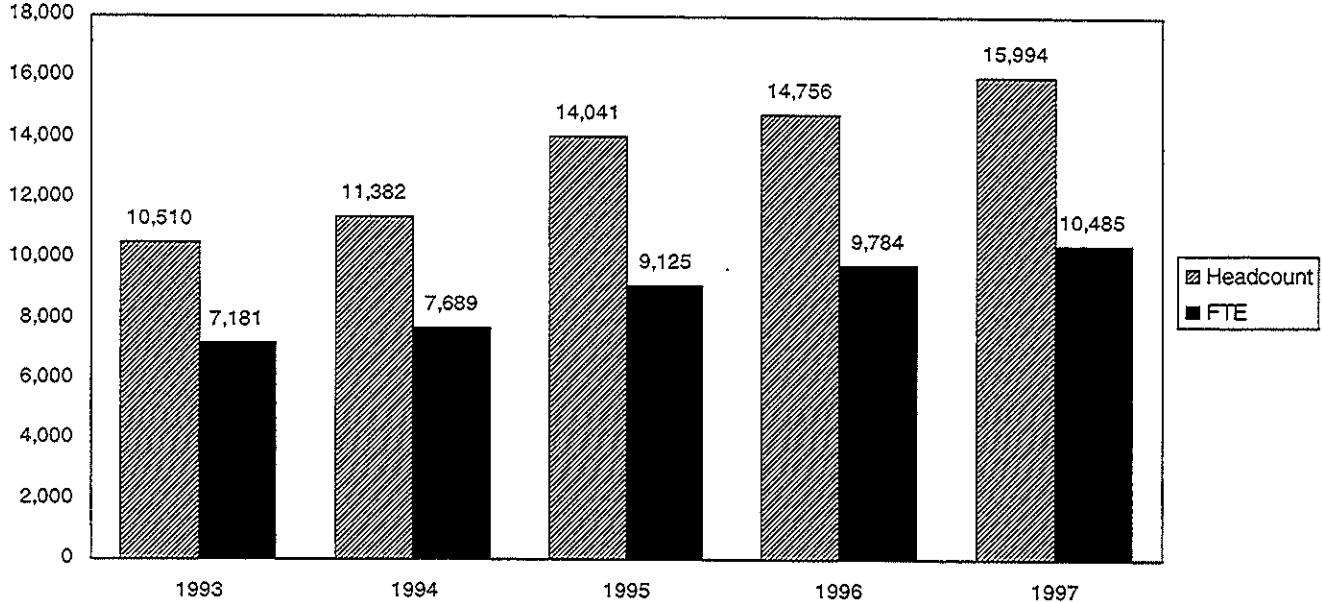
Annualized FTE Students



Source: Utah Valley State College, Budget Office

# ENROLLMENT HISTORY

Fall Semester 1993-1997

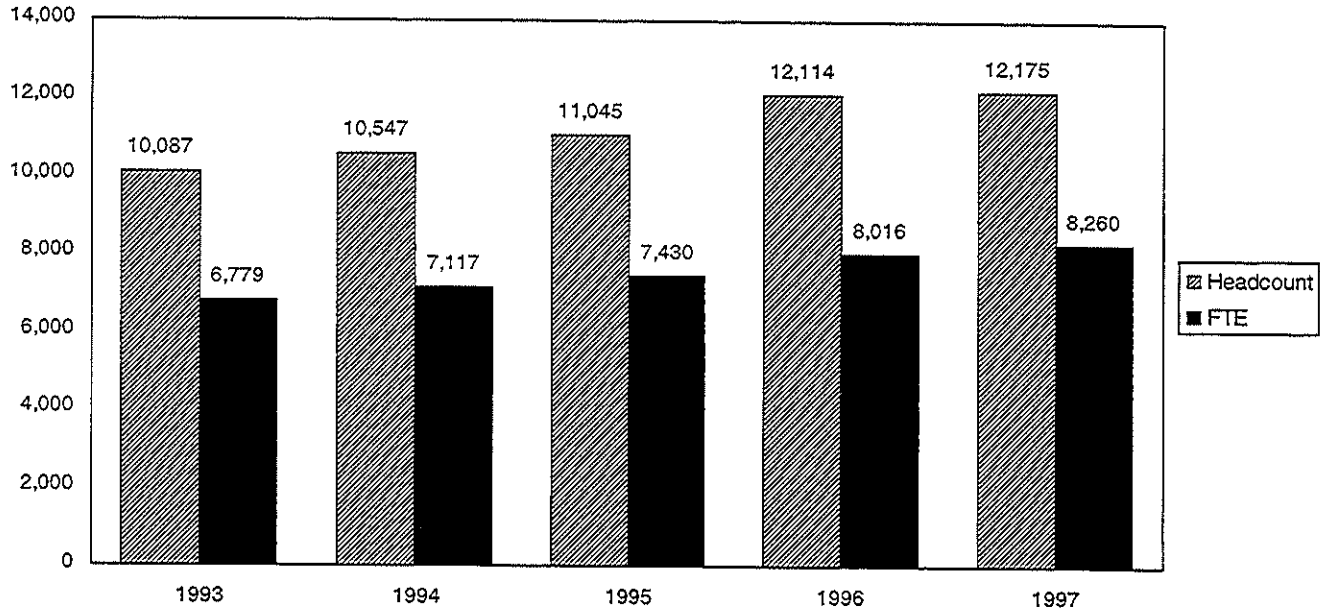


Source: Utah Valley State College, Office of Institutional Research and Management Studies



## ENROLLMENT HISTORY

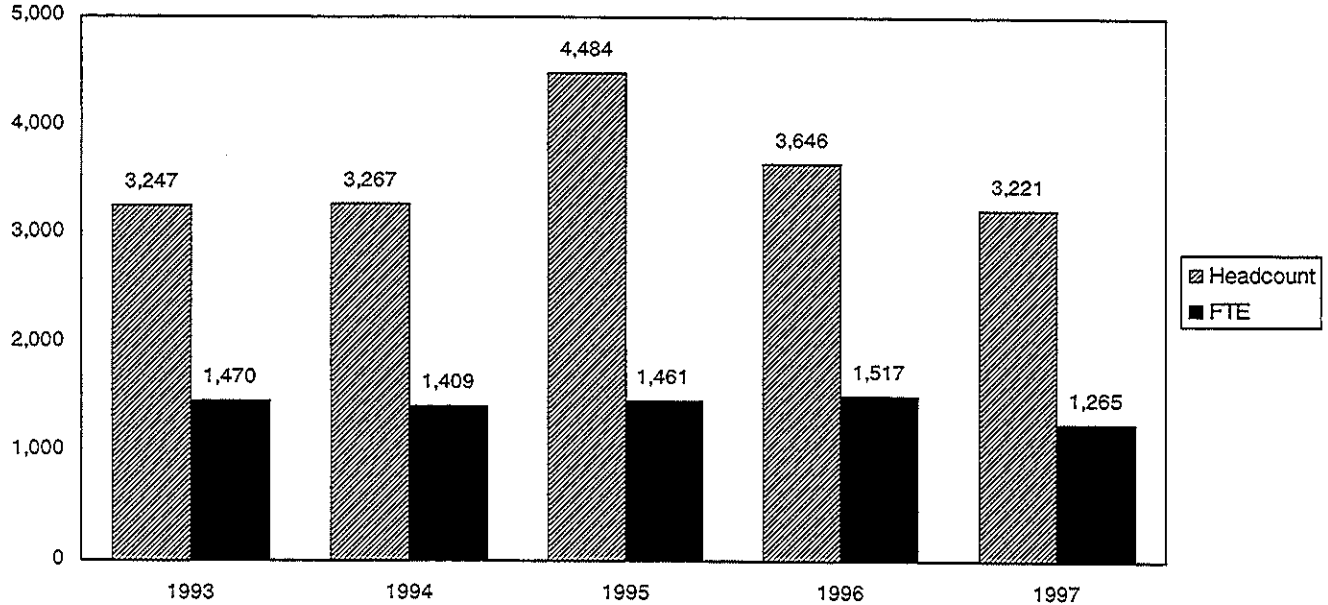
Spring Semester 1993-1997



Source: Utah Valley State College, Office of Institutional Research and Management Studies

# ENROLLMENT HISTORY

Summer Semester 1993-1997



Source: Utah Valley State College, Office of Institutional Research and Management Studies

**COUNTY RESIDENT/NON-RESIDENT HEADCOUNT  
FALL SEMESTERS 1992-1996**

	<u>1992</u>	<u>1993</u>	<u>1994</u>	<u>1995</u>	<u>1996</u>
<b>TOTAL</b>	<b>9,623</b>	<b>10,512</b>	<b>13,293</b>	<b>14,041</b>	<b>14,756</b>
<b>Resident</b>	8,452	9,331	11,832	12,609	13,374
%	88	89	89	90	91
Utah County	5,843	4,178	7,064	8,369	7,019
%	61	40	53	60	48
Salt Lake County	397	353	513	555	1,185
%	4	3	4	4	8
Wasatch County	112	110	252	262	216
%	1	1	2	2	2
Other Counties	2,100	4,690	4,003	3,423	4,954
%	22	45	30	24	33
<b>Non-resident</b>	1,171	1,181	1,461	1,432	1,382
%	12	11	11	10	9
Other States	900	905	1,193	1,161	1,087
%	9	9	9	8	7
International	271	276	268	271	295
%	3	2	2	2	2

Source: Utah System of Higher Education, 1997-98 Data Book

**ENROLLMENT FROM UTAH COUNTIES  
FALL SEMESTER 1997**

<u>COUNTY</u>	<u>NUMBER OF STUDENTS</u>
Beaver	14
Box Elder	35
Cache	104
Carbon	46
Daggett	1
Davis	135
Duchesne	65
Emery	5
Garfield	14
Grand	14
Iron	44
Juab	66
Kane	16
Millard	54
Morgan	1
Piute	3
Rich	2

**ENROLLMENT FROM UTAH COUNTIES**  
**FALL SEMESTER 1997**  
(continued)

<u>COUNTY</u>	<u>NUMBER OF STUDENTS</u>
Salt Lake	1,426
San Juan	35
Sanpete	94
Sevier	104
Summit	98
Tooele	20
Uintah	51
Utah	8,619
Wasatch	279
Washington	60
Wayne	6
Weber	137

Source: Utah Valley State College, Office of Institutional Research and Management Studies

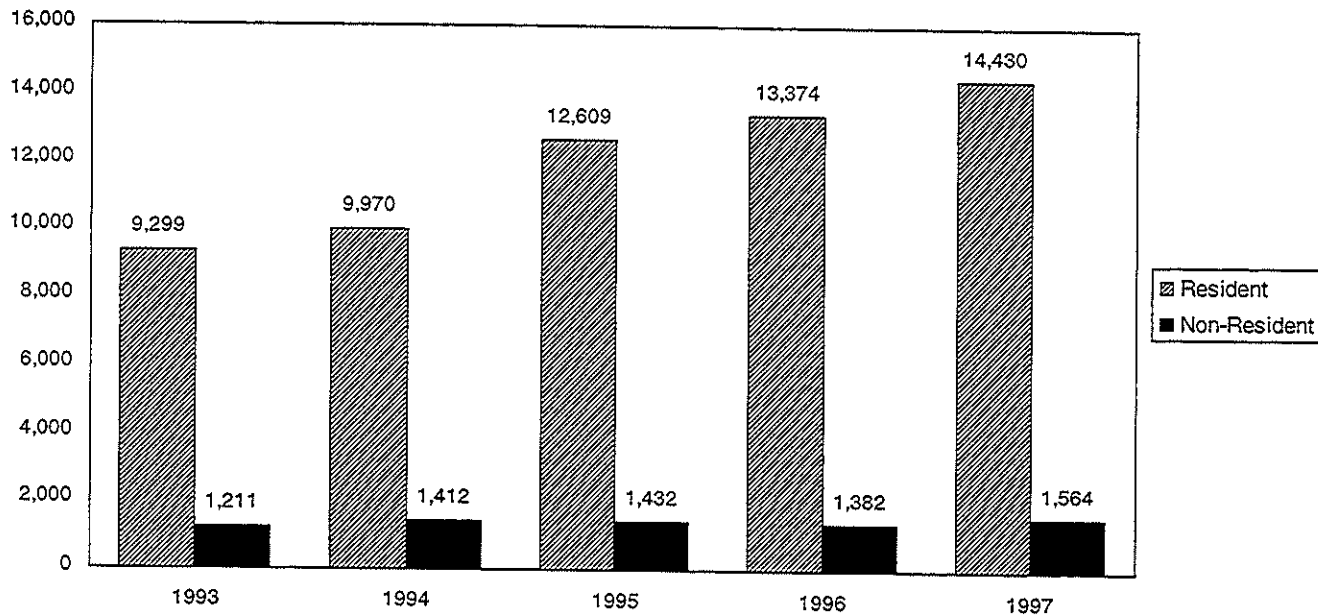
**MAIN FEEDER HIGH SCHOOLS FOR UVSC  
FALL SEMESTER 1997**

<b><u>HIGH SCHOOL</u></b>	<b><u>NUMBER OF STUDENTS</u></b>
American Fork	667
Lehi	357
Mountain View	1,000
Orem	908
Payson	556
Pleasant Grove	601
Provo	678
Spanish Fork	698
Springville	734
Timpanogas	152
Timpview	587

Source: Utah Valley State College, Office of Institutional Research and Management Studies

## RESIDENT/NON-RESIDENT HEADCOUNT

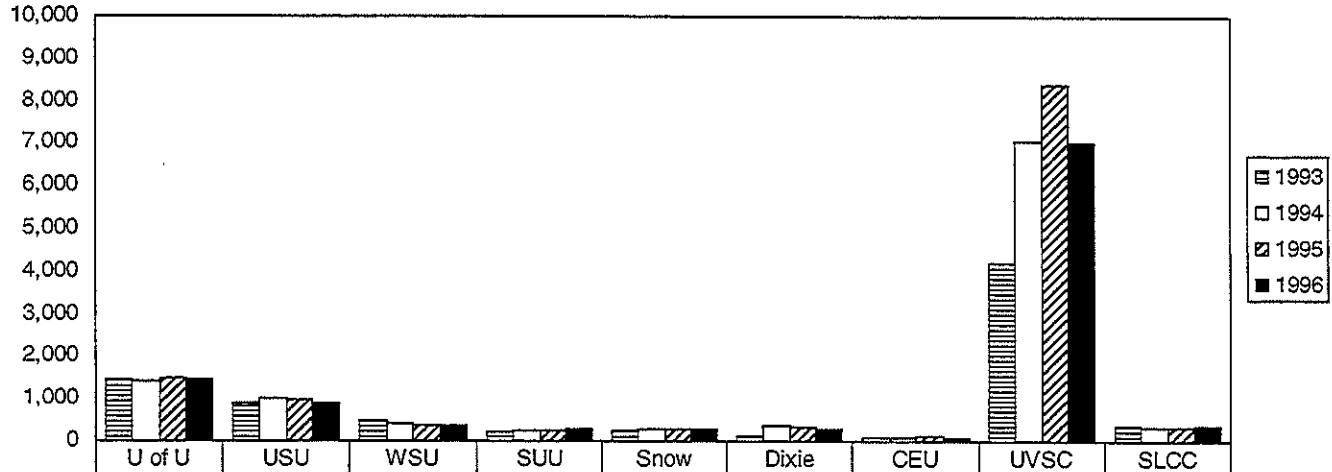
Fall Semester 1993-1997



Source: Utah Valley State College, Office of Institutional Research and Management Studies

## UTAH SYSTEM OF HIGHER EDUCATION

Headcount Enrollment by Utah County Residency



	U of U	USU	WSU	SUU	Snow	Dixie	CEU	UVSC	SLCC
1993	1436	900	493	205	256	132	82	4178	350
1994	1398	1002	390	260	285	368	100	7064	332
1995	1500	965	383	257	291	330	106	8369	307
1996	1460	879	356	301	294	276	92	7019	363

Source: Utah System of Higher Education, 1997-98 Data Book



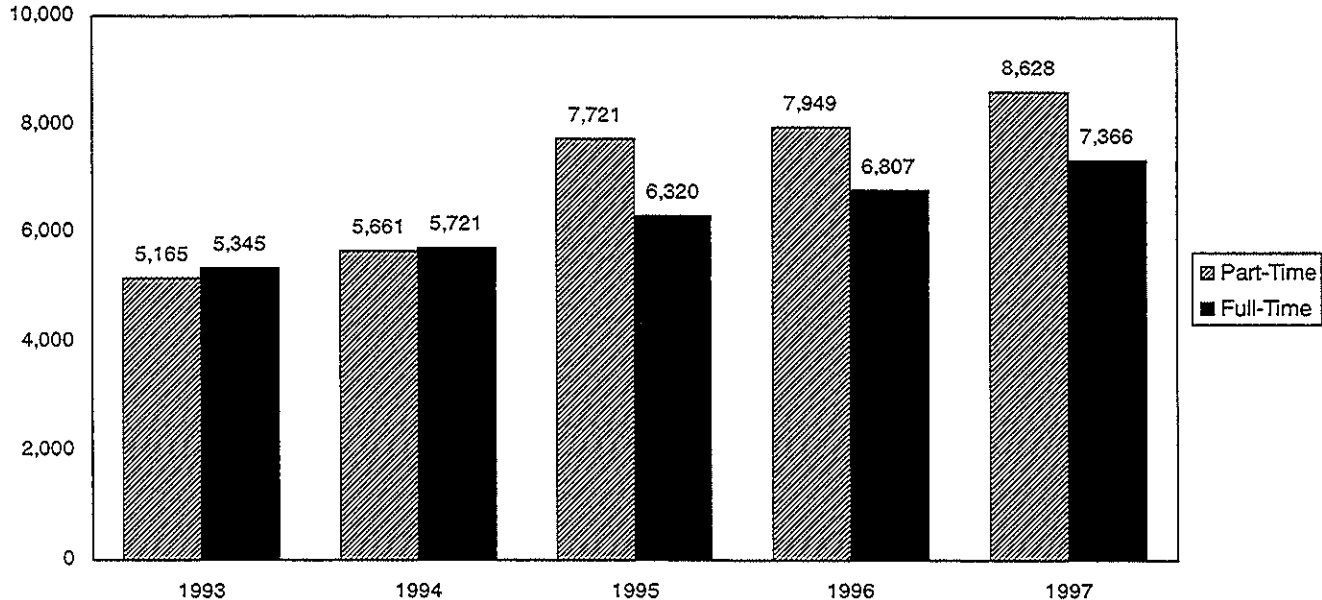
**PART-TIME/FULL-TIME HEADCOUNT  
FALL SEMESTERS 1993-97**

	<u>1993</u>	<u>1994</u>	<u>1995</u>	<u>1996</u>	<u>1997</u>
<b>TOTAL</b>	<b>10,510</b>	<b>11,382</b>	<b>14,041</b>	<b>14,756</b>	<b>15,994</b>
<b>Part-time</b>	<b>5,165</b>	<b>5,661</b>	<b>7,721</b>	<b>7,949</b>	<b>8,628</b>
<b>Full-time</b>	<b>5,345</b>	<b>5,721</b>	<b>6,320</b>	<b>6,807</b>	<b>7,366</b>

Source: Utah Valley State College, Office of Institutional Research and Management Studies

## PART-TIME/FULL-TIME HEADCOUNT

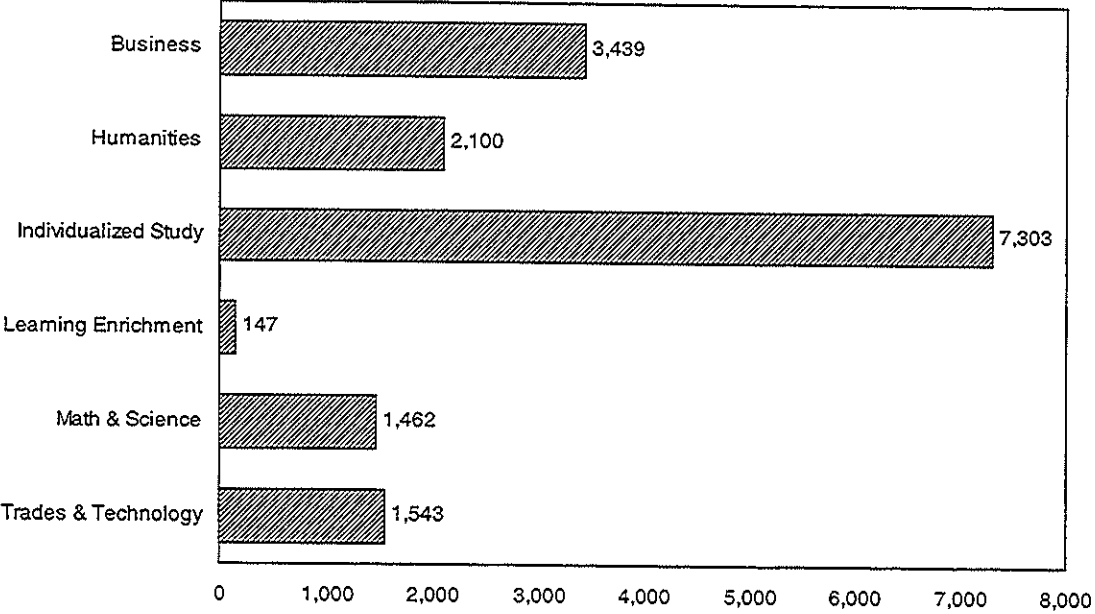
Fall Semester 1993-1997



Source: Utah Valley State College, Office of Institutional Research and Management Studies

# HEADCOUNT BY AREA OF STUDY

Fall Semester 1997



Source: Utah Valley State College, Office of Institutional Research and Management Studies

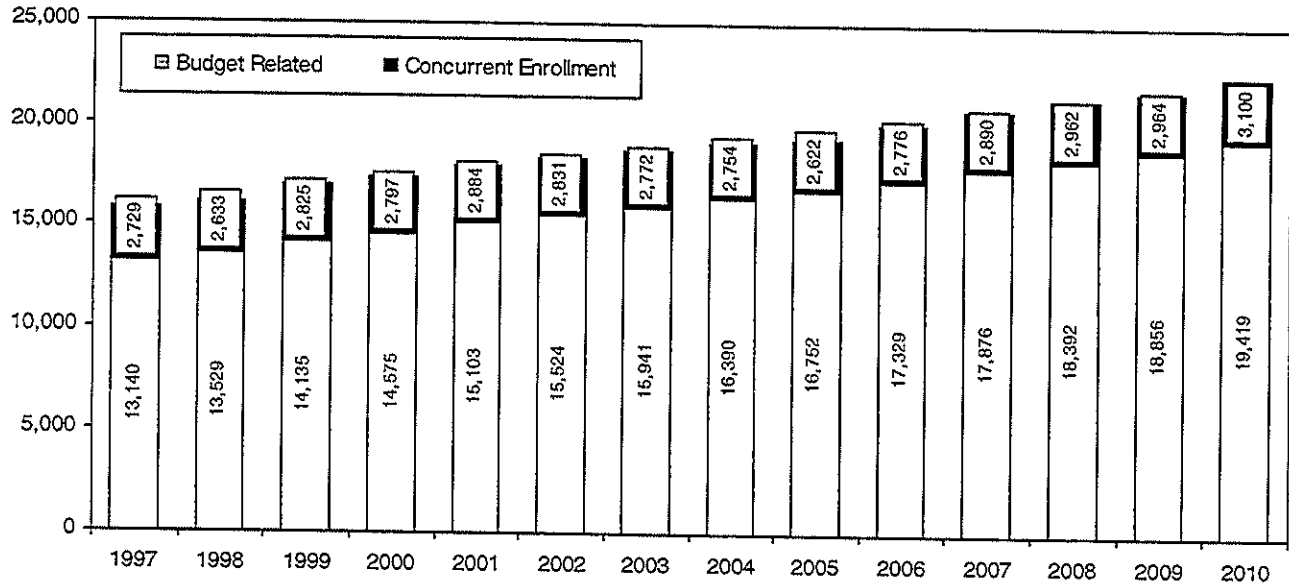
**ENROLLMENT COMPARISON OF  
UTAH UNIVERSITIES AND COLLEGES  
FALL 1996**

<u>University/College</u>	<u>Headcount</u>	<u>FTE</u>
University of Utah	26,359	20,990
Utah State University	20,808	15,738
Weber State University	14,440	10,501
Southern Utah University	5,640	4,741
Salt Lake Community College	22,394	13,449
Utah Valley State College*	14,756	9,784
Dixie College	5,318	3,298
College of Eastern Utah	3,170	2,126
Snow College	3,162	2,748

Source: Utah System of Higher Education, 1997-98 Data Book

## FALL ENROLLMENT PROJECTIONS

Headcount 1997 to 2010



Source: Utah Valley State College, Office of Institutional Research and Management Studies

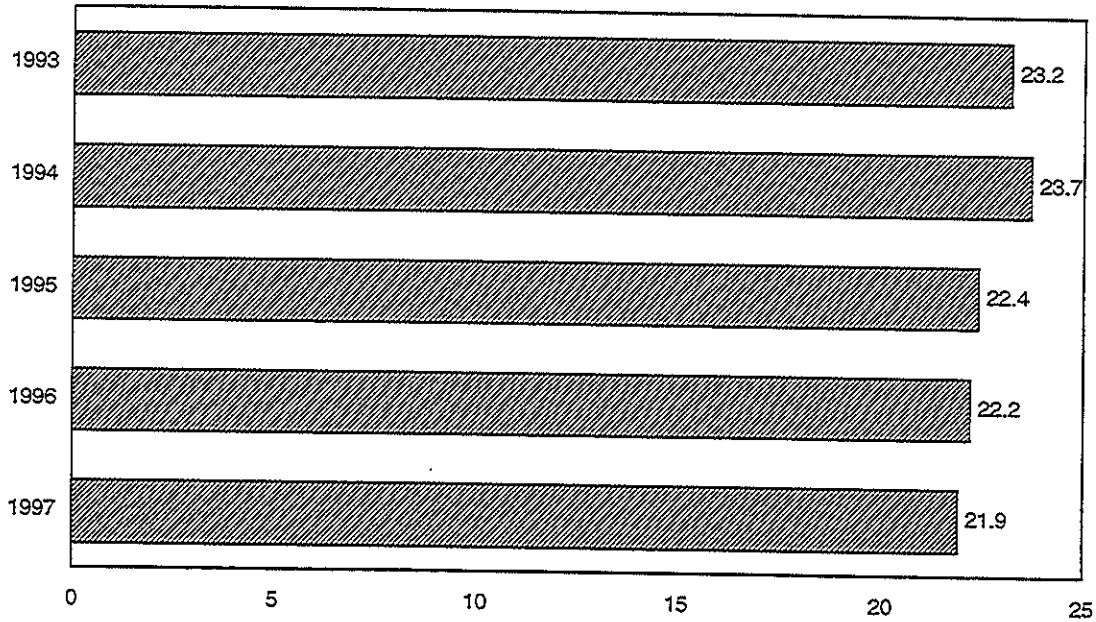
## CONTENTS

### STUDENT PROFILE

Mean Age of Students, 1993-1997 (graph) .....	55
Headcount Distribution by Age, Fall 1993-1997 .....	56
Headcount Distribution by Ethnic Group, Fall 1993-1997 .....	57
Male/Female Headcount, Fall 1993-1997 (graph) .....	58
Headcount by Class Standing, 1993-1997 (graph) .....	59
Geographic Origin of Students, United States, Fall 1993-1997 .....	60
Citizenship of Foreign Students, Fall 1993-1997 .....	64
Number of Degrees and Certificates Awarded 1996-1997 .....	69

## MEAN AGE OF STUDENTS

Fall Semesters 1993-1997



Source: Utah Valley State College, Office of Institutional Research and Management Studies

**HEADCOUNT DISTRIBUTION BY AGE  
FALL SEMESTERS 1993-1997**

	<u>1993</u>	<u>1994</u>	<u>1995</u>	<u>1996</u>	<u>1997</u>
	<b>10,510</b>	<b>11,382</b>	<b>14,041</b>	<b>14,756</b>	<b>15,994</b>
Under 18 years	282	485	2,569	2,814	3,076
18-19 years	2,917	3,110	3,524	3,686	3,990
20-21 years	1,738	2,142	2,068	2,309	2,556
22-24 years	2,467	2,554	2,711	2,804	3,166
25-29 years	1,372	1,416	1,542	1,570	1,760
30-34 years	684	638	666	570	521
35-39 years	449	458	417	412	396
Over 39 years	601	579	544	591	529
<b>Mean Age</b>	<b>23.2</b>	<b>23.7</b>	<b>22.4</b>	<b>22.2</b>	<b>21.9</b>

Source: Utah Valley State College, Office of Institutional Research and Management Studies



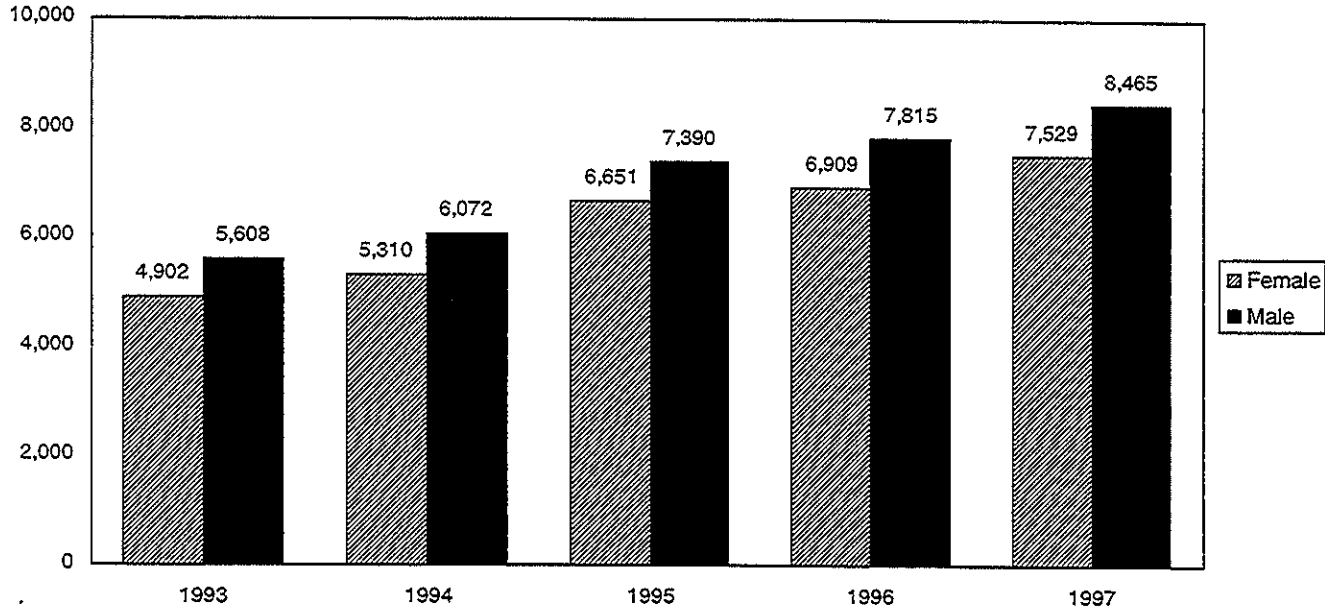
**HEADCOUNT DISTRIBUTION BY ETHNIC GROUP  
FALL SEMESTERS 1993 - 1997**

	<u>1993</u>	<u>1994</u>	<u>1995</u>	<u>1996</u>	<u>1997</u>
<b>Total</b>	<b>10,510</b>	<b>11,382</b>	<b>14,041</b>	<b>14,756</b>	<b>15,994</b>
White	9,616	10,412	12,940	13,624	14,855
Hispanic	264	365	390	407	414
Asian-Islander	149	167	213	204	227
American Indian	124	125	113	107	110
Black	14	34	38	36	32
Other/Not Specified	343	279	347	378	356

Source: Utah Valley State College, Office of Institutional Research and Management Studies

# MALE/FEMALE HEADCOUNT

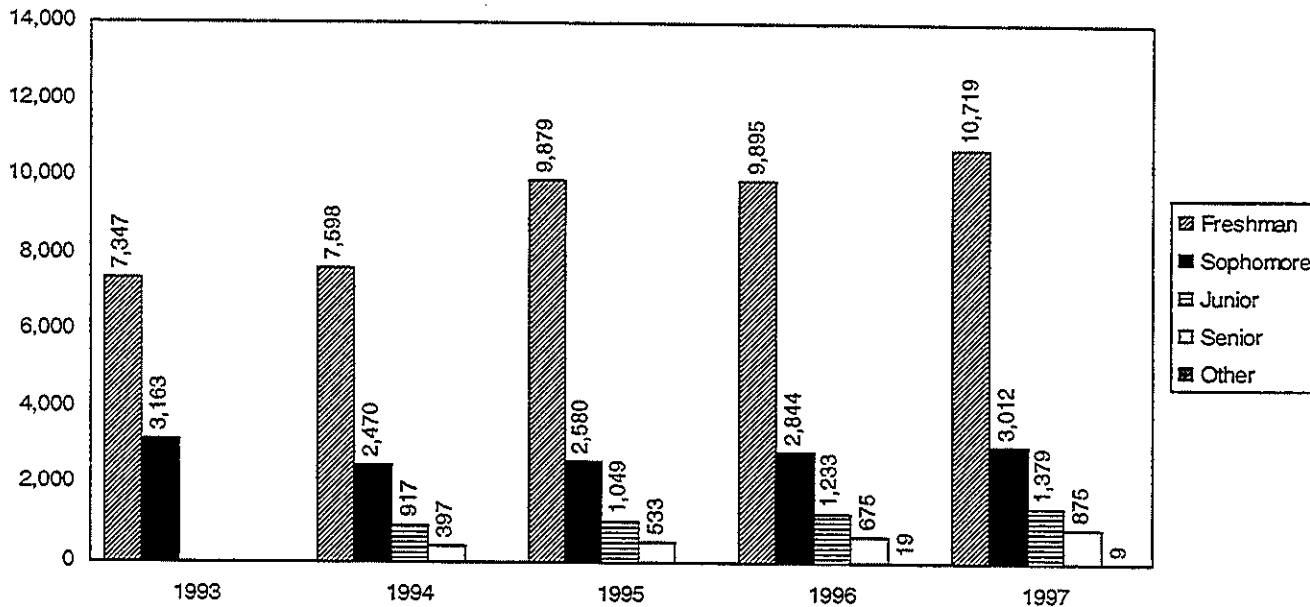
Fall Semester 1993-1997



Source: Utah Valley State College, Office of Institutional Research and Management Studies

## HEADCOUNT BY CLASS STANDING

Fall Semester 1993-1997



Source: Utah Valley State College, Office of Institutional Research and Management Studies

**GEOGRAPHIC ORIGIN OF STUDENTS - UNITED STATES  
FALL SEMESTERS 1993-1997**

<u>States Represented</u>	<u>1993</u>	<u>1994</u>	<u>1995</u>	<u>1996</u>	<u>1997</u>
Alabama	3	3	10	24	21
Alaska	12	24	30	26	33
Arizona	22	40	167	286	231
Arkansas	1	2	7	9	8
California	248	340	993	1,494	1,202
Colorado	35	42	108	142	132
Connecticut	3	7	14	16	15
Delaware	1	4	9	7	3
District of Columbia	0	0	2	18	21
Florida	5	13	54	70	52
Georgia	5	8	24	31	29
Hawaii	7	9	29	45	40
Idaho	22	39	150	342	286
Illinois	7	14	44	88	55

**GEOGRAPHIC ORIGIN OF STUDENTS - UNITED STATES**  
**FALL SEMESTERS 1993-97**  
(continued)

<u>States Represented</u>	<u>1993</u>	<u>1994</u>	<u>1995</u>	<u>1996</u>	<u>1997</u>
Indiana	2	7	23	37	28
Iowa	1	5	12	24	16
Kansas	5	5	19	25	20
Kentucky	0	4	10	18	14
Louisiana	3	5	19	25	23
Maine	2	4	8	8	9
Maryland	7	17	21	32	22
Massachusetts	3	5	17	25	24
Michigan	9	13	32	62	53
Minnesota	2	12	16	40	35
Mississippi	0	0	5	4	7
Missouri	12	12	28	55	41
Montana	5	5	32	60	49
Nebraska	2	3	7	14	13
Nevada	39	41	109	123	114

**GEOGRAPHIC ORIGIN OF STUDENTS - UNITED STATES  
FALL SEMESTERS 1993-97**

(continued)

<u>States Represented</u>	<u>1993</u>	<u>1994</u>	<u>1995</u>	<u>1996</u>	<u>1997</u>
New Hampshire	1	0	12	17	10
New Jersey	8	14	19	34	29
New Mexico	10	24	60	84	69
New York	9	21	44	83	62
North Carolina	5	6	21	41	31
North Dakota	2	2	3	12	7
Ohio	6	15	43	67	40
Oklahoma	5	2	21	29	31
Oregon	25	41	99	139	133
Pennsylvania	5	12	37	44	34
Rhode Island	0	0	5	6	4
South Carolina	8	9	11	18	13
South Dakota	1	2	4	6	5
Tennessee	9	4	20	26	30

**GEOGRAPHIC ORIGIN OF STUDENTS - UNITED STATES  
FALL SEMESTERS 1993-97**

(continued)

<u>States Represented</u>	<u>1993</u>	<u>1994</u>	<u>1995</u>	<u>1996</u>	<u>1997</u>
Texas	27	52	130	180	146
Utah	9,298	8,933	10,720	9,686	11,685
Vermont	0	1	6	8	6
Virginia	10	19	67	65	69
Washington	36	60	158	227	186
West Virginia	1	2	5	9	9
Wisconsin	3	0	15	28	27
Wyoming	10	12	49	83	57

Source: Utah Valley State College, Office of Institutional Research and Management Studies

**CITIZENSHIP OF FOREIGN STUDENTS  
FALL SEMESTERS 1993-1997**

<u>Countries</u> <u>Represented</u>	<u>1993</u>	<u>1994</u>	<u>1995</u>	<u>1996</u>	<u>1997</u>
Albania	0	0	0	1	2
Angola	1	1	1	1	0
Antigua	0	0	0	1	1
Argentina	5	4	4	3	1
Australia	2	2	6	3	1
Austria	0	2	1	2	2
Barbados	2	2	0	0	0
Belgium	1	2	2	0	0
Belize	0	1	0	0	0
Bermuda	0	0	0	1	1
Bolivia-	3	3	2	0	0
Brazil	5	12	11	16	10
British Honduras	0	0	1	1	0
Bulgaria	2	2	1	2	0
Cambodia	0	0	1	0	0
Canada	42	2	54	81	43
Chile	2	6	4	0	0
China	1	7	13	0	0
Columbia	0	2	4	0	0
Comoros	0	0	0	1	0
Costa Rica	2	2	1	1	0



**CITIZENSHIP OF FOREIGN STUDENTS  
FALL SEMESTERS 1993-1997**

<u>Countries</u>	<u>1993</u>	<u>1994</u>	<u>1995</u>	<u>1996</u>	<u>1997</u>
Cuba	0	1	1	0	0
Czechoslovakia	0	0	1	0	0
Denmark	1	2	5	1	0
Dominican Republic	6	5	6	8	4
Ecuador	4	2	4	8	3
El Salvador	2	8	11	8	4
Fiji	0	1	2	1	0
Finland	0	0	2	1	0
France	1	4	6	4	1
French Polynesia	0	0	1	0	0
Gabon	0	0	0	2	1
Germany	5	7	5	0	0
Ghana	0	0	0	1	1
Greece	0	1	0	0	0
Grenada	0	0	0	1	1
Guatemala	3	8	6	7	4
Haiti	1	6	4	5	3
Honduras	5	9	6	8	2
Hong Kong	11	12	8	8	5
Hungary	0	1	2	1	1

**CITIZENSHIP OF FOREIGN STUDENTS  
FALL SEMESTERS 1993-1997**

<u>Countries</u> <u>Represented</u>	<u>1993</u>	<u>1994</u>	<u>1995</u>	<u>1996</u>	<u>1997</u>
India	1	2	3	3	2
Indonesia	1	2	1	0	0
Iran	0	2	3	0	0
Iraq	0	0	1	0	0
Israel	0	0	0	1	0
Italy	1	6	5	5	2
Ivory Coast	0	0	0	0	1
Jamaica	2	2	0	2	1
Japan	98	92	96	88	88
Jordan	1	2	1	1	0
Korea	15	9	20	0	1
Kuwait	0	1	1	0	0
Laos	0	0	2	4	0
Lebanon	1	0	0	0	1
Lybia	0	0	0	0	1
Macau	0	0	0	1	0
Madagascar	0	1	1	0	0
Malaysia	1	0	0	0	0
Marshall Islands	0	1	0	0	0
Mexico	14	35	40	57	15
Monaco	0	0	1	0	0
Mongolia	0	0	7	9	53

**CITIZENSHIP OF FOREIGN STUDENTS  
FALL SEMESTERS 1993-1997**

Countries <u>Represented</u>	<u>1993</u>	<u>1994</u>	<u>1995</u>	<u>1996</u>	<u>1997</u>
Morocco	1	1	0	0	0
Nepal	0	1	1	2	2
Netherlands	0	0	1	1	0
New Zealand	0	1	2	3	1
Nicaragua	0	4	1	1	1
Nigeria	2	0	3	3	0
Northern Ireland	0	1	1	0	0
Norway	1	0	1	0	1
Pakistan	0	0	0	1	1
Panama	2	4	3	0	0
Peru	1	3	4	10	4
Philippines	2	3	2	0	0
Poland	1	6	4	4	2
Portugal	1	4	1	1	0
Russia	0	0	1	6	8
Scotland	1	1	1	0	0
Singapore	3	0	0	0	0
Solomon Isles	0	0	0	1	0
South Africa	2	5	5	2	1
Spain	2	2	2	0	2
Sri Lanka	0	1	0	0	0

**CITIZENSHIP OF FOREIGN STUDENTS  
FALL SEMESTERS 1993-1997**

<u>Countries Represented</u>	<u>1993</u>	<u>1994</u>	<u>1995</u>	<u>1996</u>	<u>1997</u>
St. Vincent	1	0	0	0	0
Sudan	0	0	1	2	0
Sweden	2	1	1	3	2
Switzerland	4	4	3	1	1
Taiwan	16	14	19	12	12
Thailand	8	4	6	5	2
Tonga	0	4	1	0	0
Trinidad & Tobago	0	0	0	2	1
Uganda	0	1	1	0	0
Ukraine	0	0	3	1	0
United Arab Emirates	0	1	2	0	0
United Kingdom	3	4	6	13	1
Uruguay	0	0	0	0	0
Venezuela	0	9	6	9	9
Vietnam	1	2	6	0	0
West Indies	2	6	5	0	0
Western Samoa	0	1	2	3	1
Yemen (SANAA)	0	0	0	0	3
Yugoslavia	0	1	0	0	0
Zimbabwe	0	0	1	0	0
Other/Not Specified	0	0	0	0	32
<b>TOTAL NUMBER OF COUNTRIES, FALL 1997</b>			<b>49</b>		

**NUMBER OF DEGREES & CERTIFICATES AWARDED  
1996-97 SCHOOL YEAR\***

Associate of Arts	125
Associate in Applied Science	263
Associate of Science	850
Bachelor of Science	153
Certificate	128
Diploma	23

**TOTAL** **1,542**

\*As of May 30, 1997

Source: Utah Valley State College, Office of Institutional Research and Management Studies

## CONTENTS

### SUPPORT ORGANIZATIONS

Faculty Senate Presidents .....	70
Ace/Pace Presidents .....	71
Utah Valley State College Foundation Board .....	72
Utah Valley State College Foundation Board Members .....	73
Utah Valley State College Alumni Association Board of Directors .....	74
Utah Valley State College Alumni Past President's Club .....	75
Advisory Committees .....	76
Clubs and Organizations .....	82

## FACULTY SENATE PRESIDENTS

1997-98	Gaya Carlton	1986-87	F. Dennis Farnsworth
1996-97	Ernie L. Carey	1985-86	Larry B. Marsing
1995-96	Larry Holt	1984-85	Kenneth M. Foster
1994-95	Hugh Rode	1983-84	Wesley M. Bitters
1993-94	D. J. Rowley	1982-83	J. D. Davidson
1992-93	Douglas Bradley	1981-82	Kenneth M. Foster
1991-92	Del Shumway	1980-81	Robert F. Steele
1990-91	Bonnie G. Henrie	1979-80	Russell C. Black
1989-90	J. D. Davidson	1978-79	Douglas E. Warner
1988-89	Orrin A. Nelson	1977-78	Stephen L. Adams
1987-88	Barbra Ann Hoge		

Source: Utah Valley State College, Faculty Senate Minutes

## ACE/PACE PRESIDENTS

1996-98	PACE	Robert Rasmussen	1989-90	PACE	Noel C. Lyman
1995-96	PACE	Nancy Bartlett	1988-89	PACE	Thomas R. Rasmussen
1994-95	PACE	Marilyn Mansfield	1987-88	PACE	Evan A. Frampton
1993-94	PACE	Tara Yates	1986-87	ACE	Linda L. Makin
1992-93	PACE	Michael L. Jones	1985-86	ACE	Lucile M. Steele
1991-92	PACE	Leah J. Holt	1984-85	ACE	Duane Jacobs
1990-91	PACE	Michael V. Jacobsen	1983-84	ACE	Barbara Dabling

Source: Utah Valley State College, Office of Institutional Research and Management Studies



**UTAH VALLEY STATE COLLEGE FOUNDATION BOARD  
1997-1998**

Leland Bird  
Dan Campbell  
Craig Carlile  
Dick Chappell  
Jackie Coleman  
Ronald J. Dallin, Chairman  
Cory L. Duckworth, Vice Chair  
David D. Halladay  
Ronald K. Hawkins  
Thone Heppler, Chair-Elect  
Sandra Hirsche  
JoAnn B. Losee  
Carla B. Miller, Executive Director  
Greg Nelson  
Brenda Powell  
Kerry D. Romesburg  
Carol Walker  
John West  
Craig Willett

C & A Realty  
ESNET  
Ray Quinney & Nebeker  
UVSC

Storehouse Markets  
UVSC  
Trust Consult  
Hawkins, Cloward, Simister  
Zion's 1<sup>st</sup> National Bank

Losee Jewelers  
UVSC  
Calorimetry Sciences Corp.

UVSC

Cottonwood Realty  
Willett & Associates

Source: Utah Valley State College, Institutional Advancement

**UTAH VALLEY STATE COLLEGE FOUNDATION MEMBERS  
1997-1998**

G. William "Bill" Aaron	Merrill Lynch	H. Don Norton	Far West Bank
Bill J. Anderson	Business Consultant	Davis Palfreyman	Central Bank & Trust
Merrill Bushnell	Century 21 Bushnell Realty	Florence B. Ragan	Retired
Louise Clyde	Retired	David W. Reeves	Beneficial Life
Wilford W. Clyde	Geneva Rock	Neal Savage	Savage Brothers
Stanley E. Collins	Smith Barney Shearson	Marlon O. Snow	MST Trucking, Inc.
David Gunther	Merrill Lynch	Wilson W. Sorensen	UVSC Pres. Emeritus
Ronald Hawkins	Hawkins, Cloward, and Simister	LaVorn G. Sparks	
J. Marvin Higbee	Jostens Learning	Paul Sybrowsky	Dynix, Inc.
Doug Horne	Home's Lodging Properties	Maria Vargas	Hard Disk Cafe
Jeffrey Kahn	First Security Bank	Hall Wing	Wing Enterprises
Renee Nelson	The Daily Herald	Steve Winn	Mr. Mac's
Norm Nielsen	SCERA Corporation		

Source: Utah Valley State College, Institutional Advancement

**UTAH VALLEY STATE COLLEGE  
ALUMNI ASSOCIATION BOARD OF DIRECTORS  
1997-98**

Dave Adams, President

Steve Beck

Brook Brown

Heidi Hastings

Tom Heal

Charleen Kahn, Past President

Jeffrey Kahn, Past President

Becky Nelson

Bob Rasmussen

Barbara Smith

Gary Toyn

Brent E. York

Business:

Classic Auto Repair, Inc.

UVSC Student Body President

UVSC Student Alumni Ambassadors

MailWorks, Inc.

First Security Bank of Utah

Utah Senior Service Home Care

UVSC Director, Student Services

KTVX Channel 4

Alumni Director

Central Distributing

Source: Utah Valley State College, Alumni Office

**UTAH VALLEY STATE COLLEGE  
ALUMNI PAST PRESIDENT'S CLUB**

Jeffrey Kahn  
Bill Brown  
Geri Clements  
Brent J. DeMille  
David D. Halladay  
Greg Nelson  
Jon W. Startup

First Security Bank  
Nicholas & Company Food Services Dist.

Mansell & Associates Realty  
Zion's First National Bank  
Magnetic Research, Inc.  
Startup Candy Company

Source: Utah Valley State College, Alumni Office

**ADVISORY COMMITTEES**  
**1997-1998**

Accounting

Sharlene Behunin  
Joyce Firestack  
Robert Greiner  
Paul Kerr  
Neila Kozel  
Layne Peterson  
Clifford Skousen  
Joe Squire  
Kevin Stocks  
Glen Twede

Air Con & Refrig Tech

Gaylen Atkinson  
Richard Carmen  
Randy Farnworth  
Dean Gunther  
Robert Remund

Art/Visual Comm

Sterling Anderson  
Jeff Bell  
Steve Bushman  
Joanne Froelich  
Stephen Hales  
Wayne Harwood  
Steve Keele  
Todd Purser  
Lynn Roundy  
Mark Whitehead

Apprenticeship - HVAC

Charles Adams  
Dennis Baker  
Mont Barney  
Elvin Clark  
Randy Fransworth  
Steve Fordham  
Brian Gillman  
Blaine Gunther  
Brent Harvey  
Mike Holmes  
Carma Johnson

Apprenticeship - HVAC (cont'd)

Jerry Lewis  
Jeff Lindstrom  
Dick Moore  
Kelly Porter  
Rick Roberts  
Frank Smith  
Andy Snider  
Mark Spencer  
Brad Tanner  
Brad Thalman

Apprenticeship - Plumbing

Doug Carter  
Earl Carter  
Bob Craghead  
Burke Davis  
Dave Freeman  
Mont Hales  
Joe Lindord  
Dan Martin  
Del Merkley  
Michael Puriri  
Brent Taylor  
Ken Tuttle

## ADVISORY COMMITTEES

1997-1998

(continued)

### Automotive Science

Phil Crockett  
Jeff Hollingworth  
Rich Lamb  
Steve Livingston  
Coleman McVey  
Norm Miller  
Glenn Mitchell  
Tom Moore  
Pat Patterson  
Jeff Pugh  
Bri Raven  
Skip Rose  
Lee Rosenhan  
Brad Storms  
Fred Ward

### Aviation Science

Robert Burns  
Richard Vincent  
Claude LePendu  
Jim Mathis  
Jim Pyles  
Rich Crandall  
Craig Huntington

### Bldg Const/Const Mgmt

Russ Berry  
John Dester  
Bill Fairbanks  
Robert Hansen

### Building Inspection Tech

Roger Evans  
Paul Hayward  
Chuck Hugo  
Frank Robinette  
Greg Sauter  
Alicia Timm  
Jerry Wray

### Bus Comm & Office Tech

Loretta Anderson  
Joyce Bell  
Kathy Gardner  
Maralyn Hamstron  
Carol Rhone  
Skip Standifird  
Toni Sullivan  
Vickie Walker  
Theresa Wood  
Barbra Ann Hoge

**ADVISORY COMMITTEES**  
**1997-1998**  
(continued)

Business Management

Randy Armstrong  
Scott Baird  
Don Black  
Ladd Black  
Ken Fakler  
Norm Finlinson  
T.J. James  
Neal Larson  
Gary McKinnon  
Brad Mortenson  
Todd Mortenson  
Jon Startup  
Bryce Taylor  
Richard Wilson  
Steve Winn  
Melinda Welling  
Steve Zimmerman

Cabinet & Archit Woodwork

Jon Fondell  
Dennis Hardcastler  
Michael Marcum

Child Ed/Family Studies

Rudy Anderson  
RoniLynn Jenins  
Kathy Luke  
Ireta Midgley  
Anita Spainhower  
Sterling Swensen  
Ginger Wooley  
Cheryl Wright

Collisioin Repair Tech

Dave Adams  
Clay Atkinson  
Lee Bellows  
Pat Griffiths  
Dale Peterson  
Steve Whitlock

Computer Science & Info

Jim Baird  
Ted Crowther  
Meg Fisher  
Tim Petru  
Gordon Stokes  
Dan Masterson

Culinary Arts

Steve Berzansky  
Connie Bullock  
Wayne Griffin  
Don Highdel  
Rico Renzetti  
Mariilyn Thorne

Dental Hygiene

George M. Bailey  
Gordon Christensen  
Reela Christensen  
Connie Garland  
Karen Preston  
Marti Santizo  
Ron Smith  
Gary Weist  
Debbie Schiffman

Diesel Mechanics

Dick Fazzio  
Ron Dallinga  
Terry Pollack  
Don Smith  
Brent Wright

## ADVISORY COMMITTEES

1997-1998

(continued)

### Drafting Tech - Mechanical

Dan Olson  
Mike Thompson

### Drafting Tech - Electrical

Keith Hegerhorst

### Drafting Tech - Civil

Carl Cook  
Clyde Naylor  
Alan York

### Drafting Tech - Structural

Terry L. Beighley  
David Patten

### Drafting Tech. Architectural

Kevin Madson  
Paul Magleby  
Mark Stevenson

### Elec Auto Tech

Bernard Cope  
Gary Crawford  
Larey Lawrence  
David Porter  
Kyle Walters

### Elec Auto Tech (cont'd)

Raman Watkins  
Rulon Wells

### Elect & Comp Tech

Phil Adams  
Mel Crouch  
John Ellsworth  
Bill Gillman  
John Greenhalgh  
Mark Hoyt  
Gary Maag  
Ralph Merrill  
Richard Ohran  
David Owens  
Ralph Merrill

### Environmental Tech

Jon Adams  
David Gunn  
John Hays  
Charles Jeffs  
Ron Kidd  
Garland Mayne  
Dean Minor  
David Pitcher  
Neil Taylor

### Environmental Tech (cont'd)

Rand Webb  
Kennard Wilcock

### Finance & Banking

Rick Anderson  
Mike Crossley  
Dennis Dunn  
Sharon Hammer  
Thone Heppler  
Richard Hillam  
Nanette Lassen  
Wendy Holloway  
Jim Stead  
Brian Thompson

### Fire Science

J. Merlin Baker  
Gary Cornell  
Dean Hunt  
Greg Martz  
Kevin Mertin  
Coy Porter  
Charles Query  
Reed Scharman  
Lynn A. Steffensen  
John Williams



## ADVISORY COMMITTEES

1997-1998

(continued)

### Honors Program

JaNae Brown Haas  
Larry Harper  
Steve Revelli  
Mark Spencer  
Joe Wixom

### Hospitality Management

Katherine Halter  
Loretta King  
Britt Mathwicz  
Brian McDonough  
Randy Millet  
Lyn Overton  
David Petersen

### International Business

Greg Crandall  
Edmond Dosch  
Barbara Evert  
Malan Jackson  
Randy Lindstrom  
David Pearson  
Kent Pinney  
Lee Radebaugh  
Stan Reese  
Barry Thompson

### Legal Assistant

Tena Boswell  
Kathy Bybee  
Jill Jaspersen  
Kathy Kurtz  
Tom Patton  
David Sam  
Robert Schumacher  
Gary Wixom

### Lineman Technology

Cal Christensen  
Dean Cordner  
Doug Gadd  
Karl Jones  
Rick Marchal  
Lyle Powell  
Brent Thomas

### Machine Tool

Lynn Bunker  
Mark Cadsadevall  
Bob Descoteaux  
Richard Dixon  
Danny Olsen  
Peter Tennarts

### Nursing

Donna Cartwright  
Lee Duke  
Linda Johnson  
Jo Nielsen  
Lane Pedersen  
Nan Nicponski

### Physical Plant Mgmt

Lynn Brough  
Phil Lott  
Mark Stanley  
Don Underwood  
Mark Woods

## ADVISORY COMMITTEES

1997-1998

(continued)

### Teacher Education

Jim Baird  
Garth Bird  
Melanie Harris  
David Hatch  
Mike Jacobsen  
Marilyn Nielsen  
Mitch Pratt  
Kim Roper  
Tim Rowley  
Rosemarie Smith  
Anita Spainhower  
Lee Stoor  
John VanCott  
Kristen Webb  
Karl Worthington

### Technology Management

Scott Baird  
Kathy Bryson  
Joe Diamond  
Joe Free  
Blaine Gunther  
Rob Hansen  
Don Jones  
Kelvin Wiloughby

### Welding Technology

Nile Christofferson  
Dwane Carter  
Max Knight  
Clark Olsen  
Robert Patch  
Skip Peterson  
George Stokes  
Robert Max Walker

## CLUBS AND ORGANIZATIONS - 1997-1998

### ACADEMIC

**DELTA PHI OMEGA** To assist students enrolled in a business management major. Create a social atmosphere to support students in pursuing their education and encourage them in exploring business and employment opportunities.

**DEX – Delta Epsilon Chi** A DECA program centering around professional activities such as marketing, management, merchandising, and hospitality. The purpose is to provide real life experiences that may apply to real life situations.

**ENGLISH** To increase awareness and appreciation of literature through reading, writing, and discussing various works, dedicated to the promotion of literature on both community and collegiate level. The club combats illiteracy by promoting involvement in literacy programs with the community.

**IMA – Institute in Management Accountants** Offers association with professional accountants and management. Opportunities to learn ethical standards, professionalism, and to associate with peers.

**LAW SOCIETY** To inform and educate its members to supplement preparation for future law-related careers, and to network with professionals in law-related careers.

**PHI BETA LAMBDA** To provide an integral part of the instructional program, additional opportunities for post secondary students in business majors to develop vocational and career supportive competencies and to promote civic and personal responsibilities.

**PHI THETA KAPPA** To recognize and encourage scholarship among two-year college students. Phi Theta Kappa shall provide opportunity for the development of leadership and service; an intellectual climate to exchange ideas and ideals; a lively fellowship for scholars; and the stimulation of interest in continuing academic excellence.

**QUARKS, SNARKS, AND BOOJUMS (QSB)** To provide a UVSC student voice to Utah Valley through broadcasting of academic commentary, student opinions, creative works with emphasis on science fiction and fantasy, music, activity announcements and updates, entertainment and athletic scores. Provide experience in radio broadcasting to club members; provide a WWW site for members and community access to most broadcast materials, as well as to allow communication with a world-wide student audience; provide a forum for controversy and discussion among students, faculty, and community members; provide links to literary sites, other radio broadcasting and musically-oriented sites.

## **CLUBS AND ORGANIZATIONS - 1997-1998**

### **ACADEMIC (Continued)**

**STUDENT ALUMNI AMBASSADORS** Two major purposes: 1.) To prepare students while attending UVSC to become responsible citizens that will represent and help in the development of resources for the advancement of the Institution. To promote the involvement of former and current students in achieving the goals of UVSC. 2.) Promote interaction between former and current students. The members will be involved with the Alumni Board and the Director of Alumni Relations. To increase alumni involvement. To promote involvement with the college administration, the student body, and the alumni in achieving the purposes and goals of UVSC.

**STUDENT MEDIA AND PUBLICATIONS** Publication and production goals will be made to provide freedom of expression; communicating worthwhile and newsworthy information to the campus community. It shall provide a voice for student concerns and issues to facilitate meaningful and educational communication and interaction between students, faculty, and administration.

**STUDENT NURSES ASSOCIATION** To provide a professional organization on a state level to student nurses. To have a direct input into standards of nursing education and influence the education process. To influence patient care, nursing education and nursing practice through legislative activities.

**VICA - VOCATIONAL INDUSTRIAL OF AMERICA** For all trade, industrial, technical and health occupation students. An emphasis is placed on dignity of work, education, fair play, and high moral and spiritual standards. Prepare "for leadership in the world-of-work" through State and National competitions.

### **INTERNATIONAL**

**CASS** To share the Latin American and Caribbean culture with UVSC and the community. Also, the 17 USAID government scholarship students want to experience American culture including language, politics, family life, campus life, and more.

**FRENCH CLUB** We believe that diversity in culture and languages are important. Through the utilization of meetings and activities the French Club will bring a better understanding of the French language and culture to the students involved.

**CLUBS AND ORGANIZATIONS - 1997-1998**  
**INTERNATIONAL (Continued)**

**INTERNATIONAL STUDENT COUNCIL** To encourage and promote awareness of different customs and cultures. To promote better understanding of different beliefs and traditions. To bring the students of different nationalities closer together, including the student of the host country. To help achieve quality education while the students are here at UVSC. To help each student have a happy and exciting experience.

**JIPANG** Offers opportunities for Japanese, Japanese speakers, and those interested in Japanese culture to learn and share with each other.

**KOREAN INTERCOLLEGIATE STUDENT SOCIETY (KISS)** We are organized to provide the Korean students with a broad range of meaningful experiences.

**LAUSA (LATIN AMERICAN LAUSA)** Provide support to the Hispanic minority and other minorities in providing opportunities for them at UVSC in the community. All students welcome.

**NATIVE AMERICAN STUDENT CLUB** For all students who are interested in the Native American culture and heritage.

**POLYNESIAN CLUB** To create an open atmosphere in which philosophical ideas can be discussed.

**SPECIAL INTERESTS**

**ACM/DPMA (ASSOCIATION FOR COMPUTING MACHINERY/DATA PROCESSING MANAGEMENT ASSOCIATION)** ACM: By uniting ACM colleagues in geographical areas, ACM offers computer professionals the opportunity to gain immediate access to technological advances, to establish a personal networking system through chapters and local special interest groups. DPMA: Primary purpose is to engage in education and research activities focused on the development of effective programs for the self-improvement of the individual member.

**ADDICTS ANONYMOUS (ADD-ANON)** (Recovery Support Group) To assist addicts find recovery through the use and application of the 12 steps and traditions of Addicts Anonymous (ADD-ANON). The focus will include 12-steps for any addictions--non-excluding: eating disorders, internet, smoking, etc.

**BAPTIST STUDENT UNION** To provide fellowship, support, and Bible study to encourage students, faculty, staff and families to continue in their personal relationship with Jesus Christ.

## CLUBS AND ORGANIZATIONS - 1997-1998

### SPECIAL INTERESTS (Continued)

**BEST BUDDIES** To provide an opportunity for college students and persons with mild to moderate mental retardation to become friends. Friendship is the crucial element in Best Buddies, and activities are designed to build lasting friendships. Best Buddies develop their relationships by going to movies, sports events, concerts, museums; by participating together in recreational activities; by simply picking up the phone to say "Hello".

**BLACK STUDENT UNION** To build a sense of community among black students. Engage in activities that will foster understanding between black students and other members of the student body as well as providing service to the student body and community.

**COGITO ERGO PINGO** "I think, therefore I paint." The purpose is to enhance opportunities in visual arts by expanding individual and social development with professionals and peers in the visual arts field. Open to anyone interested in aesthetics.

**COLLEGE DEMOCRATS** We work with local, state, and national organizations to educate ourselves and the UVSC student body on the values of the Democratic Party, some of which include: making higher education more available and affordable for all Americans, protecting reproductive rights from government interference, promoting greater social and economic equality, preserving the environmental quality of our nation, and providing voluntary service to our communities.

**COLLEGE REPUBLICANS** To publicly inform, promote and provide action pertaining to the Republican ideology in local and national political events through discussing, campaigning, debating, and serving the community in a capacity open to all citizens.

**COLLEGIATE SECRETARIES INTERNATIONAL** To assist career-oriented business students in developing a better understanding of the secretarial profession and the business world; to stimulate interest in and provide insight regarding lifetime careers and advancement opportunities as administrative support personnel; to promote the exchange of ideas and experiences and a spirit of fellowship among business students with similar career interests; to provide opportunities for interaction among students, educators, and business professionals; and to provide an opportunity for teacher trainees in the business education area to expand their understanding of the secretarial profession.

**COMPUNET** To provide opportunities for its members to gain experience with personal computers and networks, and some important skills in tracking hours and expenses. By forming partnerships with the school and outside companies in the form of service projects and fund raisers to provide network and PC support in a supervised/educational environment. We also hope to provide opportunities for club members to attend trainings with Novell, Microsoft, and hardware vendors.

**CLUBS AND ORGANIZATIONS - 1997-1998**  
**SPECIAL INTERESTS (Continued)**

**DRAFTING—Pi Sigma Tau** A student society dedicated to the professional development of its members in the area of Drafting and Design Technology. The society invites all career-oriented individuals with the desire to be involved with the organization's professional and collegiate activities.

**ENVIRONMENTAL CLUB** Make a difference in restoration, protection, and education programs on campus and in the surrounding community. Contact other environmental groups around the world for unity and environment.

**HABITAT FOR HUMANITY UVSC CAMPUS CHAPTER** Support the cause of Habitat for Humanity International in obtaining its primary goal to make decent housing available to all members of our community. Through fundraising and volunteer participation on house builds, the UVSC chapter of Habitat for Humanity will attempt to eliminate poverty housing from this community.

**HAM CLUB** To promote amateur radio among all community members and to be of service to the community and emergency organizations.

**HEALTH AWARENESS KLUB (HAWK)** To educate the student body about substance abuse prevention and other healthy lifestyle choices through activities and events on campus.

**HUMANITIES CLUB** To encourage students to participate in and attend events and lectures related to the Humanities curriculum (visual art, theater, film, sculpture, dance, literature, music, etc.) and to foster a better understanding and appreciation of the arts and the values they communicate.

**LDSSA** The goal of the Latter Day Saints Student Association is to bring students unto Christ. This is accomplished by student participation with religious education and student activities which include community service, dances, show choir, and many other activities.

**LAMBDA DELTA SIGMA** A sorority sponsored by the LDS church to strengthen women, allowing them to have influence in student affairs, render campus and community services, enjoy wholesome social activities and build lasting bonds.

**CLUBS AND ORGANIZATIONS 1997-1998**  
**SPECIAL INTERESTS (Continued)**

**MUSLIM STUDENT ASSOCIATION** Educate the UVSC campus and the neighborhood community about Islam and the Muslims. Erase any misconception, misinformation, and stereotypes about the Islamic culture. Serve the UVSC campus and the neighborhood community in any way possible.

**NEWMAN CLUB** A Christian organization which serves as a spiritual and emotional support to the students at UVSC, both Catholic and non-Catholic alike, through service projects and social, athletic, and religious events.

**PSI BETA (Psychology Honor Society)** To encourage the students' interest and dedication to the field of psychology. To enhance leadership skills to provide interaction with professors outside of class. To benefit the campus and community through programs and services.

**SIGMA GAMMA CHI** A fraternity sponsored by the LDS Church to promote leadership, scholarship, spirituality, service, patriotism and brotherhood. This is a great opportunity to get involved in school affairs.

**SWING CLUB** A club which has a love for music and dance of the Big Band Era. All are welcome and encouraged to join.

**SYNERGY** Synergy allows students interested in dance to develop their skill and also give UVSC student body more depth in the Fine Arts.

**TEACHER EDUCATION STUDENT ADVISOR COUNCIL** To provide ongoing support and information to all teacher education students attending UVSC. We will act a a liaison between the students and the faculty of the teacher education department and build a strong network of communication.

**THEATER GUILD** To unite the students and community benefactors in supporting the needs of the Theater Programs; to participate in supporting other programs; to encourage students and the public involvement in theater educational programs, professional and community productions, workshops, conference, and activities locally and nationally at UVSC.



**CLUBS AND ORGANIZATIONS - 1997-1998**

**SPECIAL INTEREST (continued)**

**UTAH VALLEY COLLEGIATE AERO CLUB** The purpose is to promote interest in the science of aviation, and increase public awareness of and appreciation for the impact of aviation in our community.

**UVSC COUNTRY WESTERN DANCE CLUB** To promote the students/staff of UVSC the opportunity for quality dance instruction in a fun-loving atmosphere. Club members will receive discount rates for all UVSC Country Western activities.

**UVSC LESBIAN-GAY-STRAIGHT ALLIANCE** (aka) FREEDOM RINGS To provide a peer group, resources, and community members supportive of, or living, an alternative lifestyle. To promote tolerance and diversity; to promote education, awareness, and understanding about bi-sexual, lesbian, and Gay lifestyles.

**VICA AUTOMOTIVE** This club incorporates the goals of the National VICA Organization. We also provide an opportunity for exploring different areas of the automobile industry such as: management, technical leadership, and especially the fun areas of the automobile industry.

## CLUBS AND ORGANIZATIONS - 1997-1998

### SPORTS

**OUTDOOR RECREATION AND RENTALS** Any college organized activity attempting to implement rock climbing, repelling, rafting, or any other outdoor activity in their program is required to go through the Outdoor Recreation Department under the direction of Clay Chivers, located in the Student Center. Such activities require special training and equipment, because of the high liability of these activities safety is the utmost importance.

**RODEO CLUB** The club competes in college rodeos throughout Utah and Idaho. Enjoy competing together as a team and participating in many other activities outside of rodeo competition. This club is open to anyone who is interested in rodeo whether you ride, rope, or just enjoy a great time.

**SKI** Provide skiing opportunities for all skiing abilities; receive discount group rates for members; coordinate service projects that will benefit the skiing in Utah; become aware of local ski resorts and the services they provide and most importantly to be safe and have fun while meeting new and exciting friends who share the same passion for skiing.

**SNOWBOARDING CLUB** To involve the student body in the sport of snowboarding; to involve those that want to compete on the competitive level; and to introduce those that want to learn an opportunity to get involved in that area. Also, to bring students together and make great friendships.

**VOLLEYBALL** The clubs purpose is to let men at UVSC have an opportunity to play competitive volleyball against other colleges and universities both inside and outside the state and to teach the fundamentals of volleyball to those who wish to learn.

**UTAH VALLEY CYCLISTS** To endeavor to bring people with like interests together for group rides and outings; to heighten student awareness of the wonderful lifetime, social, and physical benefits of cycling. The club also wishes to improve safety through public awareness in Utah Valley.

**UTAH VALLEY LACROSSE** To spread the sport of Lacrosse to Utah Valley.

**CLUBS AND ORGANIZATIONS - 1997-1998**

**SPORTS (continued)**

**UVSC HOCKEY CLUB** To give students the opportunity to build team participation as well as compete against other college students.

**UVSC MEN'S SOCCER CLUB** To give students the opportunity to build team participation as well as compete against other college students.

**UVSC WOMEN'S SOCCER CLUB** To further our soccer abilities and skills; to have fun; to represent UVSC; and broaden student soccer experience.

## CONTENTS

### FINANCE

History of Education and General Operating Budgets and Appropriations .....	91
History of State Appropriations Per FTE .....	92
Education and General Operating Funds Use Expenditure Category 1997-1998 (graph) .....	93
Education and General Operating Funds Expenditure Purpose 1997-1998 (graph) .....	94
Education and General Revenue Sources 1997-1998 (graph) .....	95
History of Education and General Operating Budget and Appropriation(graph) .....	96
Fuel and Power Expenditures(graph) .....	97
Scholarship Activity Report 1996-1997 .....	98
Tuition Waiver Activity Report 1996-1997 .....	100
Financial Aid Activity Report .....	102
Grants and Contracts Summary .....	103
Private Funding .....	104

## HISTORY OF EDUCATION AND GENERAL OPERATING BUDGETS AND STATE APPROPRIATIONS

<u>Year</u>	<u>Total Budget</u>	<u>State General U.S.F. Fund</u>	<u>Percentage</u>
1997-98	\$43,568,200	\$26,758,700	61.42%
1996-97	\$40,060,000	\$24,380,200	60.86%
1995-96	\$37,960,000	\$22,138,100	58.32%
1994-95	\$33,800,000	\$19,454,300	57.56%
1993-94	\$29,663,000	\$17,364,100	58.54%
1992-93	\$26,416,500	\$16,121,200	61.03%
1991-92	\$23,538,800	\$14,994,600	63.70%
1990-91	\$21,319,500	\$13,939,400	65.38%
1989-90	\$18,856,800	\$12,370,900	65.60%
1988-89	\$17,268,400	\$11,449,800	66.30%
1987-88	\$16,796,426	\$11,162,400	66.46%
1986-87	\$15,967,752	\$10,716,500	67.11%
1985-86	\$15,400,281	\$10,723,475	69.63%
1984-85	\$13,854,100	\$9,963,500	71.92%
1983-84	\$12,021,700	\$7,997,700	66.53%
1982-83	\$11,377,500	\$7,671,400	67.43%
1981-82	\$10,281,200	\$7,054,100	68.61%
1980-81	\$8,656,400	\$6,206,500	71.70%
1979-80	\$7,462,800	\$5,346,500	71.64%

Source: Utah Valley State College, Budget Office  
Excludes supplementals and one-time reductions

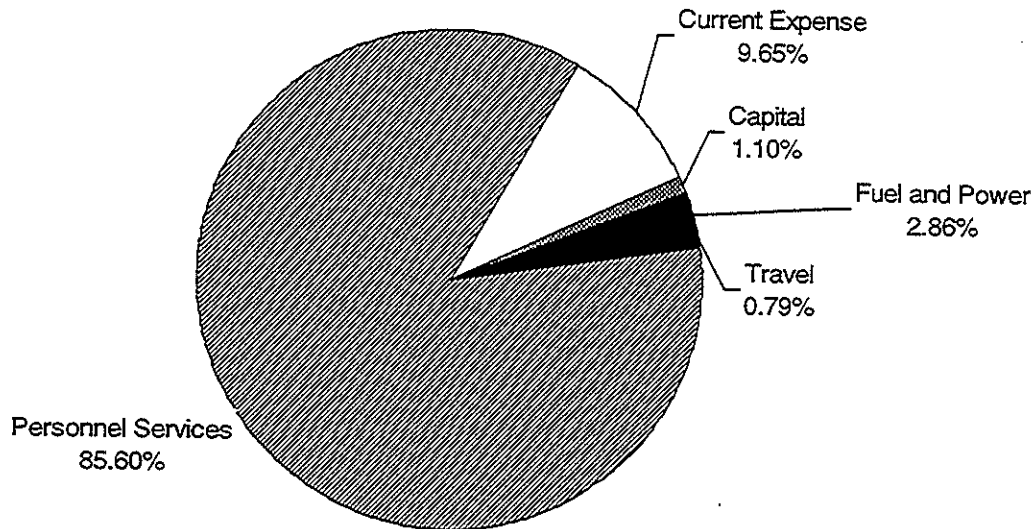
## HISTORY OF STATE TAX FUNDS PER FTE\*

<u>Year</u>	<u>Base State Tax Funds</u>	<u>Annualized FTE</u>	<u>Appropriation Per FTE</u>
1996-97	\$24,380,200	9,721	\$2,508
1995-96	\$22,138,100	8,988	\$2,463
1994-95	\$19,454,300	8,437	\$2,306
1993-94	\$17,364,100	8,021	\$2,165
1992-93	\$16,121,200	7,472	\$2,158
1991-92	\$14,994,600	6,732	\$2,227
1990-91	\$13,939,400	5,787	\$2,409
1989-90	\$12,370,900	5,854	\$2,113
1988-89	\$11,449,800	5,329	\$2,149
1987-88	\$11,162,400	5,302	\$2,105
1986-87	\$10,716,500	5,206	\$2,058
1985-86	\$10,723,475	4,899	\$2,189
1984-85	\$9,963,500	4,947	\$2,014
1983-84	\$7,997,700	5,272	\$1,517
1982-83	\$7,671,400	5,035	\$1,524
1981-82	\$7,054,100	4,349	\$1,622
1980-81	\$6,206,500	3,840	\$1,616
1979-80	\$5,346,500	3,250	\$1,645

\*FTE = Full-time equivalent

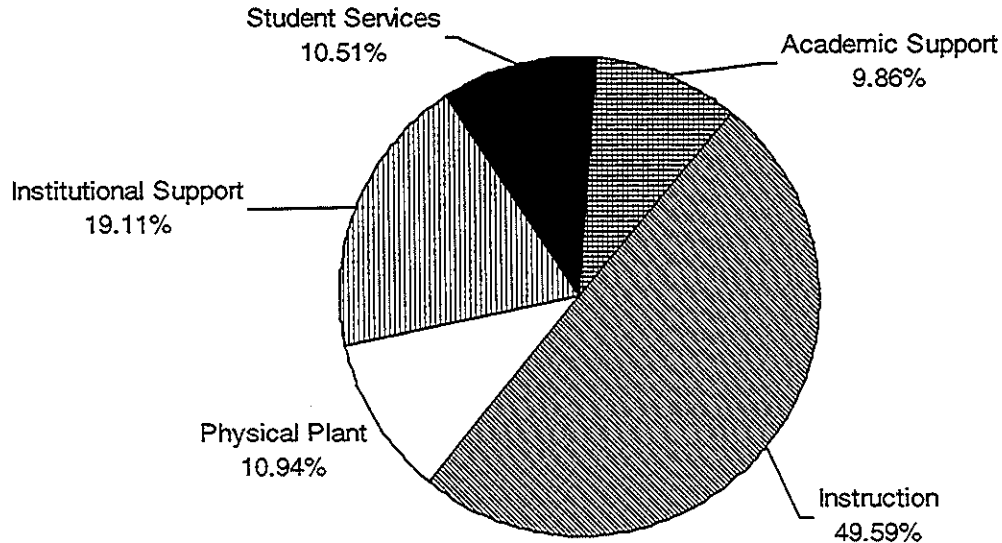
Source: Utah Valley State College, Budget Office

## EDUCATION & GENERAL OPERATING FUNDS USE EXPENDITURE CATEGORY 1997-1998



Source: Utah Valley State College, Budget Office

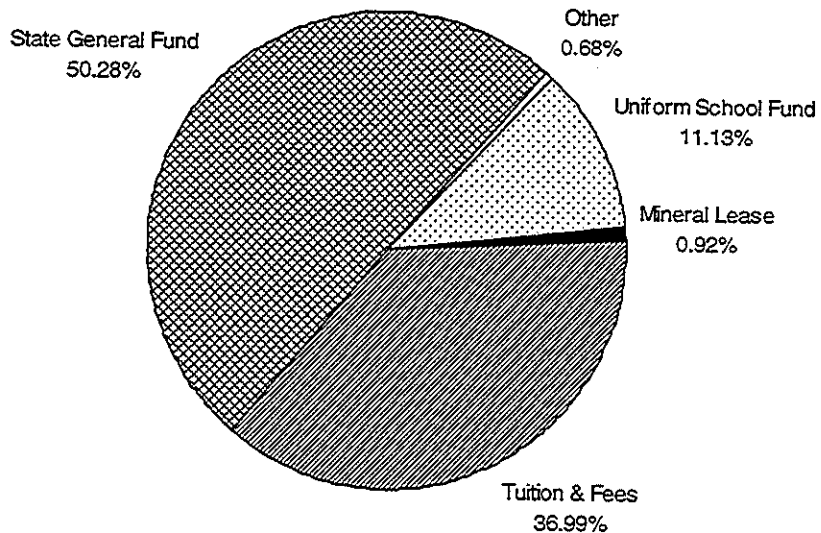
## EDUCATION & GENERAL OPERATING FUNDS EXPENDITURE PURPOSE 1997-1998



Source: Utah Valley State College, Budget Office

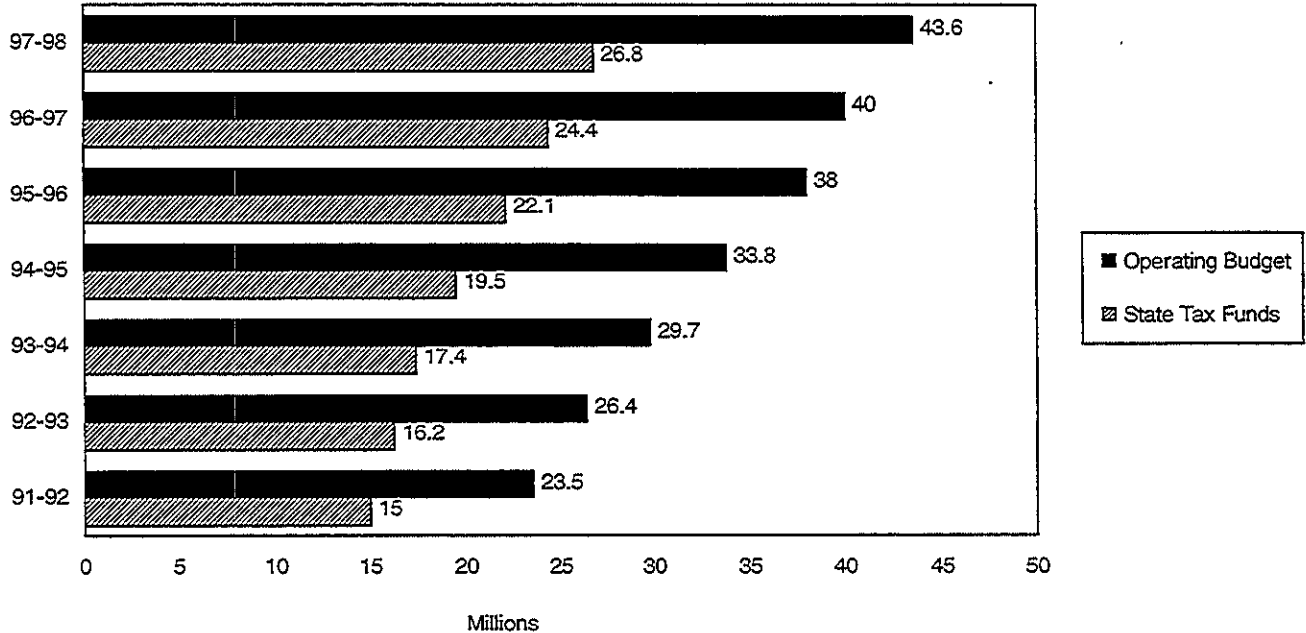


## EDUCATION & GENERAL REVENUE SOURCES 1997-1998



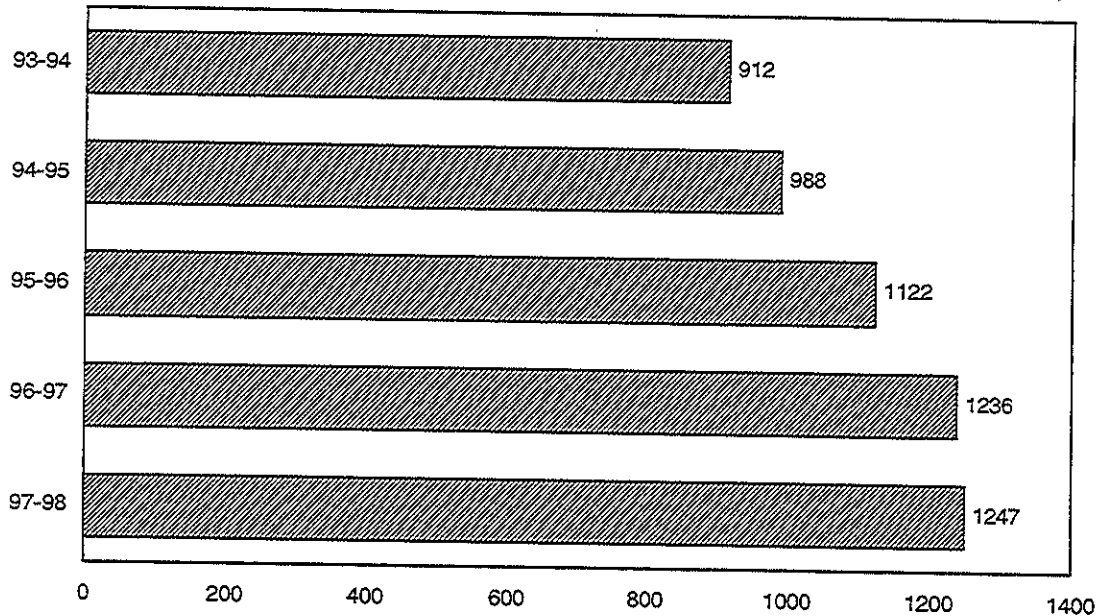
Source: Utah Valley State College, Budget Office

### HISTORY OF EDUCATION AND GENERAL OPERATING BUDGET AND STATE TAX FUNDS



Source: Utah Valley State College, Budget Office

### FUEL AND POWER EXPENDITURES (INCLUDES ENERGY PROJECTS APPROVED BY THE BOARD OF REGENTS)



Source: Utah Valley State College, Office of Institutional Research and Management Studies

## SCHOLARSHIP ACTIVITY REPORT

1996-97

<u>Name</u>	<u>Number</u>	<u>Amount</u>
1 <sup>st</sup> Security Foundation	4	\$ 1,300
Adamson Plumbing	3	924
Ariene Baum	1	140
Athletic	75	42,038
Auto Body	1	298
Automotive	2	895
B R Minority	14	4,664
Bamberger Student with Disabilities	4	2,022
Beth Tolbert	1	270
Blaine/Lousie Clyde	2	877
Browning Trust	3	2,211
Business Expo	7	3,500
Business Faculty/Staff	7	3,977
CASS	16	85,888
Crouch Auto Mechanic	1	2,000
David Reeves	4	1,041
Don Black	2	1,140
Don James	2	597
Don/Renee Butler	1	1,474
Doug White Plumbing	6	1,998
Far West Bank	2	900
Fawn Walker	32	15,775
Florence B. Ragan	4	4,702
General	10	20,549
Geneva Steel Employees	4	1,500
Greer Nursing	2	1,000
Gunther Nursing	7	3,750
Gunther Trades	9	4,459
Joseph Ollivier Business School	2	979
Key Bank	2	959

## SCHOLARSHIP ACTIVITY REPORT

1996-97 (continued)

<u>Name</u>	<u>Number</u>	<u>Amount</u>
Kiwanis	1	375
Label Express	1	750
LPN Nursing	5	1,500
Machine Tool Tech Parker Foundation	1	800
Mexican Nat'l Business Major	1	2,304
Miscellaneous	1	300
Nadine Gillmore	2	2,000
New Opportunities	1	1,000
Orem Rotary	5	2,000
Pacific Corp	3	2,528
Pearson Trust	5	2,687
Perry Foundation	7	8,075
PGA	1	500
Pleasant Grove Health	2	1,633
Political Science & History	1	102
Presidential	32	30,720
Rashband	2	1,194
Rodeo	10	8,900
SCL of Busin	4	2,000
Springville Rotary	3	2,388
Steven W. Gibson	2	600
Student Alumni	10	5,266
Student Government	14	5,535
TTI	1	587
Utah County Realtors	8	5,373
Victor & Fae Cartwright	8	5,756
Welding	2	500
<b>TOTAL</b>	<b>363</b>	<b>\$307,210</b>

Source: Utah Valley State College, Financial Aid Office and Institutional Advancement

## TUITION WAIVER ACTIVITY REPORT 1996-97

<u>Name</u>	<u>Number</u>	<u>Amount</u>
Accessibility Services Half-Tuition	9	\$ 3,443
Athletic Non-Resident	20	19,104
Athletic Non-Resident Full	4	12,986
Athletic	100	75,549
Business Half-Tuition	115	44,372
College Relations Half-Tuition	19	8,507
Dean's Scholarship	187	161,363
Education & Bus. Partn. Half-Tuition	1	597
Education Talent Search UB Half-Tuition	10	4,478
Financial Aid Discretionary	12	8,252
Financial Aid Impecunious	16	6,980
GED Tuition	1	597
Governor Vocational	13	11,343
Hum., Arts & Social Sci. Half-Tuition	64	28,656
Learning Enrichment Center	8	3,582
Mac Cultural Diversity Full-tuition	36	33,747
Mac Cultural Diversity Half-tuition	60	24,692
OCSS Half-Tuition	23	10,126

## TUITION WAIVER ACTIVITY REPORT

1996-97

(continued)

<u>Name</u>	<u>Number</u>	<u>Amount</u>
Performing Arts	113	70,215
President Discretionary	1	597
President Scholarship	32	28,890
Public Relations	23	9,851
Schools Discretionary	363	228,326
Science & Health Half-Tuition	63	26,965
Sterling Scholar Tuition	4	3,582
Student Activities	54	36,308
Student Activities Non-resident	18	11,940
Student Programs Half-tuition	26	11,410
Trades & Tech Half-Tuition	111	51,557
UVSC Outstanding Scholars	15	14,925
Vice-Presidents Discretionary	10	9,495
Vice-Presidential Academic	110	96,198
Wellness Cneter Half-Tuition	4	1,791
<b>TOTAL</b>	<b>1,645</b>	<b>\$1,060,424</b>

Source: Utah Valley State College, Office of Financial Aid

## FINANCIAL AID ACTIVITY REPORT 1996-1997

<u>GRANTS</u>	<u>NUMBER OF STUDENTS</u>	<u>AMOUNT</u>
Federal Pell	3,040	\$4,219,372
Federal SEOG	1,312	343,217
State Supplement	432	83,380
UCOPE	236	103,006
 <u>LOANS</u>		
Federal Perkins	137	319,595
PLUS	9	34,316
Stafford	1,990	4,587,867
Short -Term	3,672	2,445,057
Unsubsidized Stafford	342	615,299
 <u>EMPLOYMENT</u>		
Federal Work-Study	78	124,546
UCOPE Work-Study	24	35,650
 <b>TOTAL</b>	 <b>11,272</b>	 <b>\$12,911,305</b>

Source: Utah Valley State College, Office of Financial Aid



### GRANTS AND CONTRACTS SUMMARY - 1996-97

<u>General</u>	<u>Amount</u>	<u>Foundation/Corporation</u>	<u>Amount</u>
Environmental Technology	2,000	Ballroom Dance	5,000
Student Sub-grant	150,000	Fire Science	7,500
Humanities	2,240	Int Studies	10,000
Utah-Russian Institute	4,045	Access Services	10,000
Electr. Campus (UT)	12,690	Early Childhood	2,000
Early Childhood (UT)	18,571	Center for P and CD	13,000
MATC (UT)	55,940	Utah/Russia	16,909
Talent Search ED	214,240	Int. Studies	2,670
Upward Bound	235,827	<b>TOTAL</b>	<b>\$77,079</b>
Umep NIST	89,688	<u>Flow-Through</u>	<u>Amount</u>
Umep Weber	100,000	ATC Services	939,186
Fire Science	1,699,780	Custom Fit	20,000
Child Care	165,484	USOE Training	333,234
Int. Studies	63,893	CTEG REIMB	165,105
Int. Studies CASS	280,299	Displaced Homemaker	79,626
Distance Lrng ARPA	167,994	Comp Prog Tech	55,940
Umep NIST	1,034,685	SEOG	332,000
Science NASA	5,000	Work Study	123,709
Access Serv. Dis.	37,793	JTPA MtnInd	31,000
Science Pre-FR	15,677	MtnInd Assess	17,050
School to Careers	265,187	APPR Distr.	19,485
Umep Netw. NIST	33,291	School-Dist-Champ	136,300
Imet NSF	103,483	W Math	760
Imet TQM	5,664	Perkins Single Parent	61,226
Electr. Campus NSF	47,504	Perkins Formula	709,563
NASA	7,460	Tech Prep	160,540
Env. Science EPA	3,982	JTPA Summer	8,236
Multi-Location NSF	<u>23,252</u>	<b>TOTAL</b>	<b>\$3,192,960</b>
<b>TOTAL</b>	<b>\$4,845,669</b>	Source: UVSC, Development Office	

**PRIVATE FUNDING**  
**(INCLUDES FOUNDATIONS, CORPORATIONS, BUSINESSES, AND INDIVIDUALS)**

	<u>1992-93</u>	<u>1993-94</u>	<u>1994-95</u>	<u>1995-96</u>	<u>1996-97</u>
UNRESTRICTED:	\$8,000	\$21,173	\$2,395	\$19,445	\$69,347
RESTRICTED:	316,124	283,330	792,738	3,527,893	912,587
ENDOWMENT:	141,061	121,139	29,084	155,192	1,383,345
GIFTS IN KIND:	279,465	165,550	59,578	338,906	34,701
<b>Total Private Funding</b>	<b><u>\$744,650</u></b>	<b><u>\$591,192</u></b>	<b><u>\$883,795</u></b>	<b><u>\$4,041,436</u></b>	<b><u>\$2,399,980</u></b>

Source: Utah Valley State College, Development Office

## CONTENTS

### FACILITIES

Physical Facilities, Building Square Feet .....	105
Physical Facilities, Buildings in Progress .....	106
Physical Facilities, Priority Requests .....	107

**PHYSICAL FACILITIES  
AS OF JULY 1, 1997**

<u>Building</u>	<u>Gross Square Feet</u>
Activity Center	39,500
Administration Building	81,645
Automotive Building	96,878
Business Building	71,520
Central Plant & Auxiliary Buildings	11,162
Environmental Technology Lab	6,715
Trades Building	140,815
Learning Resource Center	91,577
Pioneer House	1,511
Physical Education /Special Events Building	225,410
Planning Center & Auxiliary Buildings	19,737
Science Building	82,482
Student Center	92,023
President's Residence	5,705
Total Square Feet*	966,680

\*SQUARE FOOTAGE FIGURES ARE APPROXIMATE

Source: Utah Valley State College, Planning Facilities Office

**PHYSICAL FACILITIES  
BUILDINGS IN PROGRESS 1998**

Buildings in Progress

Gross Square Feet

Mountainland Applied Technology  
Center - West Campus

Aproximately 52,000

Source: Utah Valley State College, Planning Facilities Office

## PHYSICAL FACILITIES

<u>Priority Requests for 1998</u>	<u>Gross Square Feet</u>
Technology Building	110,100
Student Center Addition	35,000
Space Utilization/Capacity Enhancement	33,900
Physical Plant/Receiving Complex	79,700
Humanities & Arts Building	78,900
Total Net Square Feet*	337,600

\*SQUARE FOOTAGE FIGURES ARE APPROXIMATE

Source: Utah Valley State College, Planning Facilities Office

## INDEX/GLOSSARY

ACE/PACE Presidents .....	71
Advisory Committees .....	76
Age Distribution of Contract Faculty by Degrees and Gender .....	29
Athletics, Final Records and Conference Finishes .....	22
Board of Trustees .....	27
Board of Trustees Chairs .....	28
Citizenship of Foreign Students, Fall 1993-1997 .....	64
Clubs and Organizations .....	82
College Presidents .....	11
College Calendar, 1997 Fall Term .....	7
College Calendar, 1998 Spring Term .....	8
College Calendar, 1998 Summer Term .....	9
College Name Changes .....	11
County Resident/Non-Resident Headcount, Fall Semesters 1992-1996 .....	44
Education and General Operating Funds, Expenditure Category 1997-1998 (graph) .....	93
Education and General Operating Funds, Expenditure Purpose 1997-1998 (graph) .....	94
Education and General Revenue Sources 1997-1998 (graph) .....	95
Employee Awards .....	21
Employment in Utah County by Type .....	26
Enrollment Comparison—Annualized FTE Students (graph) .....	40
Enrollment Comparison of Utah Universities and Colleges, Fall 1996 .....	53
Enrollment from Utah Counties, Fall 1997 .....	45

INDEX/GLOSSARY (continued)

Enrollment History, Fall 1993-1997(graph) . . . . .	41
Enrollment History, Spring Semesters 1993-1997 (graph) . . . . .	42
Enrollment History, Summer Terms 1993-1997 (graph) . . . . .	43
Ethnic Distribution of Contract Faculty by Degree and Gender . . . . .	30
Faculty Senate Presidents . . . . .	70
Fall Enrollment Projections (graph) . . . . .	54
Financial Aid Activity Report . . . . .	102
Fuel and Power Expenditures (graph) . . . . .	97
Full-time Equivalent, Fall Semester 1997 . . . . .	39
Geographic Origin of Students, United States, Fall 1993-1997 . . . . .	60
Grants and Contracts Summary 1996-97 . . . . .	103
Headcount by Area of Study, Fall Semester 1997 (graph) . . . . .	52
Headcount by Class Standing, Fall Semesters 1993-1997 (graph) . . . . .	59
Headcount Distribution by Age, Fall Semesters 1993-1997 . . . . .	56
Headcount Distribution by Ethnic Group, Fall Semesters 1993-1997 . . . . .	57
Headcount Enrollment, Fall Semester 1997 . . . . .	38
History of Education and General Operating Budget and State Appropriation . . . . .	91
History of Education and General Operating Budget and State Appropriation(graph) . . . . .	96
History of State Appropriation per FTE . . . . .	92
History of Utah Valley State College . . . . .	2
Honorary Degree Recipients . . . . .	23




## INDEX/GLOSSARY (continued)

Institutional Mission .....	1
Main Feeder High Schools for UVSC, Fall Semester 1997 .....	47
Male/Female Headcount, Fall Semesters 1993-1997 (graph) .....	58
Mean Age of Students, Fall Semesters 1993-1997 (graph) .....	55
Number of Degrees and Certificates Awarded, 1993-1997 .....	69
Part-time/Full-time Headcount, Fall Semesters 1993-1997 .....	50
Part-time/Full-time Headcount, Fall Semesters 1993-1997 (graph) .....	51
Physical Facilities, Buildings in Progress .....	106
Physical Facilities, Buildings Square Feet .....	105
Physical Facilities, Priority Requests .....	107
Private Funding .....	104
Rank by Department .....	35
Resident/Non-Resident Headcount (graph) .....	48
Scholarship Activity Report 1996-1997 .....	98
Student Body Presidents .....	17
Teacher of the Year .....	20
Total Number of Employees .....	37
Tuition and Student Fees .....	16
Tuition Waiver Activity Report 1996-1997 .....	100
Universities Represented by Doctorates of Contract Faculty and Administrators .....	31
Utah Commissioners of Higher Education .....	13
Utah State Board of Regents .....	12

INDEX/GLOSSARY (continued)

Utah State Board of Regents Chairs .....	13
Utah State Board for Vocational Education Chairs .....	14
Utah System of Higher Education .....	15
Utah System of Higher Education, Headcount by Utah County Residency (graph) .....	49
Utah Valley Population .....	25
Utah Valley State College Alumni Association Board of Directors .....	74
Utah Valley State College Alumni Past President's Club .....	75
Utah Valley State College Foundation Board .....	72
Utah Valley State College Foundation Board Members .....	73



CHERRY CREEK  
CAC

THE HISTORIC  
DRI

INTERNATIONAL  
RESIDENCE  
HALL

TRICE

STUDENT CENTER

CAMPUS ENTRANCE

## 97-98 PARKING PLAN

