

# TEAR THIS PAGE OUT . . . . .

and send it to us with your comments.

Do you use the FACT BOOK? YES

NO

Is there information you would like to see added to the FACT BOOK?

Is there something that should be deleted from the FACT BOOK?

Thank you.

Institutional Research and Management Studies  
Administration Building, room 217

## **PREFACE**

*This **FACT BOOK** is an annual publication of Utah Valley State College and the Office of Institutional Research and Management Studies. The purpose of the **FACT BOOK** is to translate accumulated data into useful information to those within and outside our college environment.*

*Every effort has been made to include within this publication the data most often requested. A decision had to be made early in the development of the **FACT BOOK** to limit the published data. We invite the users of this book to freely comment on what data they would like to have included in the future. Please contact our office, (801) 222-8710, with your comments.*

*The Office of Institutional Research and Management Studies wishes to thank the individuals or departments who have contributed to this publication.*

*Office of Institutional Research  
and Management Studies*

UTAH VALLEY STATE COLLEGE  
FACT BOOK  
1996-97 DATA  
TABLE OF CONTENTS

GENERAL INFORMATION .....	1
ADMINISTRATION .....	27
FACULTY .....	29
ENROLLMENT .....	38
STUDENT PROFILE .....	55
SUPPORT ORGANIZATIONS .....	70
FINANCE .....	91
FACILITIES .....	105
RESEARCH .....	108
INDEX/GLOSSARY .....	126
MAP OF COLLEGE CAMPUS .....	back cover

## CONTENTS

### GENERAL INFORMATION

Institutional Mission	1
History of Utah Valley State College	2
College Calendar, 1996 Fall Semester	7
College Calendar, 1997 Spring Semester	8
College Calendar, 1997 Early Summer Semester	9
College Calendar, 1997 Late Summer Semester	10
College Presidents	11
College Name Changes	11
Utah State Board of Regents	12
Utah State Board of Regent Chairs	13
Utah Commissioners of Higher Education	13
Utah State Board for Vocational Education Chairs	14
Utah System of Higher Education	15
Tuition and Student Fees	16
Student Body Presidents	17
Teacher of the Year	20
Employee Awards	21
Athletics, Final Records and Conference Finishes	22
Honorary Degree Recipients	23
Utah Valley Population	25
Employment in Utah County by Type	26

## **INSTITUTIONAL MISSION**

*Utah Valley State College is a state college comprised of two interdependent divisions. The lower division embraces and preserves the philosophy and mission of a comprehensive community college, while the upper division consists of selected programs leading to baccalaureate degrees in areas of high community demand and interest.*

*Utah Valley State College is dedicated to providing a broad range of quality academic, vocational, technical, cultural, and social opportunities and experiences designed to encourage and assist students in attaining their goals and realizing their talents and potential, personally and professionally. The College is committed to meeting student and community lower division and selected upper division needs for occupational training; providing developmental, general, and transfer education; meeting the needs for continuing education for personal enrichment and career enhancement; and providing diverse social, cultural, and international opportunities, and student support services.*

## HISTORY OF UTAH VALLEY STATE COLLEGE

Utah Valley State College, Orem, is situated in the heart of Utah County. Nestled beneath mountains on all sides, the name Utah Valley has become synonymous with Utah County and is used interchangeably throughout the state. With a population of more than 263,000 it is the second largest county in the State and includes twenty incorporated cities. The College serves primarily the Mountainlands District of students with Utah County residents comprising 61 percent of its enrollment.

The College was established when the Utah State Legislature passed an appropriation of \$100,000 for the biennium of 1936-38 for vocational education. Central Utah residents who had been supported by government funding, wanted to upgrade their skills in order to obtain better jobs and many enrolled in vocational classes administered by the school districts. However, the school districts were not able to give adequate supervision to organize, conduct, coordinate, and supervise adult programs, and in the spring of 1938, **Hyrum E. Johnson** of Provo was appointed supervisor of vocational education for Utah and Heber Valleys.

In the fall of 1941 the scattered classes throughout the two valleys were moved to a central location in south Provo and the Fairgrounds Campus was enthusiastically welcomed by the staff and students. Provo School District assumed the financial supervision of the new school and both federal and state monies flowed through the District to the school. It became imperative that the school have proper identification and the name **Central Utah Vocational School** was selected. With the advent of World War II, most of the school's operating budget came from federal government funds for war production training.

The birth of the school as a state institution was March 15, 1945, when Governor Herbert B. Maw signed a bill appropriating \$50,000 to operate for the biennium of 1945-47. A second bill was introduced and adopted in 1947 making the school a permanent state institution without any cut-off date. In 1946 **Wilson W. Sorensen** was appointed director of the school by the Utah State Board for Vocational Education and was the chief executive officer until June 1982.

In 1948 a new site, located between 1200 and 1400 North on 150 East in Provo, was obtained. The site was purchased by the four school districts (Alpine, Nebo, Provo and Wasatch) as well as Provo City and Utah County, with the understanding, if the property were given to the school, the state would appropriate the money for buildings. The location of the campus was considered ideal because of accessibility to students from Provo High School, the Vocational School, or Brigham Young University.

In March 1953 the name of the school was changed from Central Utah Vocational School to **Utah Trade Technical Institute**. In March 1967 the name was again changed, this time to **Utah Technical College at Provo**. In February 1966 the Utah State Board for Vocational Education approved granting Associate of Applied Science Degrees and on July 14, 1967, the State Board approved offering general education courses. In August of 1971 the Associate of Science Degree was approved.

Enrollment growth became so immense the Provo Campus was no longer adequate and a search for a new site was begun. Several locations in Provo and Orem were reviewed and a decision was made to purchase 185 acres in southwest Orem. This location was chosen because of its landscape, excellent traffic flow, and accessibility. The business education building, student center, heating plant, and auto trades building were occupied at the beginning of the 1976-77 school year.

In 1974 the Associate of Science Degree was discontinued, but approval was given by the Board of Regents to again award the degree in December 1980. In 1981 the Legislature approved granting an Associate of Science Degree in general education on a three-year probationary basis with permanent approval in 1985.

On June 1, 1982, Wilson W. Sorensen retired as President and **Dr. J. Marvin Higbee** was selected by the Board of Regents as the new President.

Since the move to the Orem Campus the College continued to grow with a trades building, learning resource center, athletic center and administration building added. As classes and service facilities were moved from Provo to Orem the vacated areas were filled by new programs, thus maintaining a split campus. A new science building was occupied in fall 1989. An extensive addition to the Learning Resource building was completed for use in 1992.

Beginning fall quarter 1985 articulation was completed with Weber State College to offer a four-year bachelor's degree in electronic technology while students continue their advanced courses on this campus. In winter quarter 1987 the same opportunity was offered students in the computer information systems program.

In 1987 the legislature approved a name change better reflecting the location and mission of the College—**Utah Valley Community College**.

In October 1987 Dr. J. Marvin Higbee resigned as President and **Dr. Lucille T. Stoddard** was appointed Acting President until a new chief executive officer was selected.



*Dr. Kerry D. Romesburg was appointed President of Utah Valley Community College on July 17, 1988.*

*The Associate of Arts Degree was approved by the Board of Regents in 1987 and in 1989 the Regents and State Legislature approved funding for the Associate Degree Nursing program.*

*October 21, 1988, the College was granted permission by the State Board of Regents to convert from the quarter to the semester calendar system. This change became effective fall semester 1990.*

*A four-year accounting program became available to students beginning fall semester 1990.*

*In 1989 the College added an International Studies Center to coordinate exchange programs, bring international students on campus, and assist in giving faculty exchange opportunities. During this same period Utah Valley Community College became one of the first community colleges in the United States to sign an exchange agreement with Soviet Russia. Exchange agreements were reached with Central America and Caribbean countries, China, Hong Kong, Japan, Taiwan and Germany.*

*August 1, 1991, Dr. Sharon Staples was appointed Director of the new **University Center** and assumed responsibility for bachelor's degree programs in accounting, criminal justice, and electronic engineering technology. These programs are offered on the UVSC campus and degrees are awarded through Utah State and Weber State Universities.*

January 17, 1992, the Utah State Board of Regents directed Utah Valley Community College and the Commissioner of Higher Education to develop a proposed model or plan for offering a limited number of high demand bachelor's degree programs directed to the needs of the region. The Regents' action directed that the model include the following: full data on costs with a 5-year projection, enrollment projections, program offerings, deployment of faculty, quality safeguards, accreditation processes, library and other requirements. Underscoring all of the process was the Regents' expressed concern for the undiminished continuation of UVCC's present lower division academic and technical programs.

A five-year, renewable consortium agreement was established between **Utah Valley Community College** and the **Kiev College of Hotel Management**. The program began in September, 1992 in Kiev, Ukraine.

On July 1, 1993, the name of the College was changed by the Board of Regents to **Utah Valley State College** and UVSC was given provisional accreditation by Northwest Accrediting Association to offer four year degree programs. The mission of the college was expanded to include four year degree programs. At the same time, UVSC became the first U.S. institution to receive accreditation for programs offered in the former Soviet Union.

During the 1993-94 school year, construction was completed on the Student Center Expansion and the new Theater. The Special Events Center construction was completed Fall 1995. Accreditation was granted on June 22, 1994, by Northwest Accrediting Association.

Sources: A Miracle in Utah Valley--The Story of Utah Technical College 1941-1982 by Wilson W. Sorensen  
Utah Valley State College--Office of Vice President for Academic Affairs  
Utah Valley State College--Office of the President

**COLLEGE CALENDAR  
1996 FALL SEMESTER**

Classes Begin	August 28
Labor Day Holiday	September 2
Student Fall Break	October 18
Thanksgiving Holiday	November 28, 29
Last Day of Classes	December 13
Final Examinations	December 16, 17, 18, 19
Fall Semester Ends	December 19
Fall Grades Mailed	December 27

**COLLEGE CALENDAR  
1997 SPRING SEMESTER**

Classes Begin .....	January 6
Human Rights Day Holiday .....	January 20
President's Day Holiday .....	February 17
Good Friday Holiday .....	March 28
Last Day of Classes .....	April 18
Final Examinations .....	April 21,22,23,24
Spring Semester Ends .....	April 24
Commencement .....	April 25
Spring Grades Mailed .....	May 5

**COLLEGE CALENDAR  
1997 EARLY SUMMER TERM**

Session I (First 5 weeks - 25 days)	
Classes Begin .....	April 28
Memorial Day Holiday .....	May 26
Classes End .....	June 2
Session II (First 7 ½ weeks - 37 days)	
Classes Begin .....	April 28
Memorial Day Holiday .....	May 26
Classes End .....	June 18
Session III (First 10 weeks - 50 days)	
Classes Begin .....	April 28
Memorial Day Holiday .....	May 26
Independence Day Holiday .....	July 4
Classes End .....	July 8
Session IV (Full 15 weeks - 74 days)	
Classes Begin .....	April 28
Memorial Day Holiday .....	May 26
Independence Day Holiday .....	July 4
Pioneer Day Holidays .....	July 24, 25
Classes End .....	August 13
Session V (Second 5 weeks - 25 days)	
Classes Begin .....	June 3
Independence Day Holiday .....	July 4
Classes End .....	July 8

## COLLEGE CALENDAR 1997 LATE SUMMER TERM

### Session VI (Last 10 weeks - 50 days)

Classes Begin .....	June 3
Independence Day Holiday .....	July 4
Pioneer Day Holidays .....	July 24, 25
Classes End .....	August 14

### Session VII (Second 7 ½ weeks - 37 days)

Classes Begin .....	June 19
Independence Day Holiday .....	July 4
Pioneer Day Holidays .....	July 24, 25
Classes End .....	August 13

### Session VIII (Last 5 weeks - 25 days)

Classes Begin .....	July 9
Pioneer Day Holidays .....	July 24, 25
Classes End .....	August 14

## COLLEGE PRESIDENTS

Mr. Wilson W. Sorensen	1946-1982
Dr. J. Marvin Higbee	1982-1988
Dr. Kerry D. Romesburg	1988-present

## COLLEGE NAME CHANGES

1941	Central Utah Vocational School
1963	Utah Trade Technical Institute
1967	Utah Technical College at Provo
1987	Utah Valley Community College
1993	Utah Valley State College

## TUITION AND STUDENT FEES

	<u>Fall 1992</u>	<u>Fall 1993</u>	<u>Fall 1994</u>	<u>Fall 1995</u>	<u>Fall 1996</u>
<b>Resident</b>					
Based on:					
5 Credit Hours	\$328.25	\$339.25	\$354.60	\$359.45	\$371.50
10 Credit Hours	\$575.25	\$593.75	\$617.35	\$632.35	\$644.00
15 Credit Hours	\$661.75	\$683.25	\$709.85	\$727.85	\$737.00
<b>Non-Resident</b>					
Based on:					
5 Credit Hours	\$867.50	\$936.00	\$1,029.60	\$1065.70	\$1077.75
10 Credit Hours	\$1,582.00	\$1,708.00	\$1,882.35	\$1953.60	\$1965.25
15 Credit Hours	\$1,855.50	\$2,004.50	\$2,210.85	\$2295.10	\$2304.25

The tuition and fee schedule is partially linear; therefore, the amounts charged for tuition and fees change at each increment of total credit hours enrolled. The above figures show the amounts for three of these increments: 5, 10 and 15 credit hours.



## STUDENT BODY PRESIDENTS

Phil L. Clegg	Kamas, Utah	1996-1997
Terry Ann Harward	Provo, Utah	1995-1996
Shad Sorenson	Oakley, Utah	1994-1995
Stephen Hatch	American Fork, Utah	1993-1994
Paul Von Strahl	Orem, Utah	1992-1993
Ken Patey	Orem, Utah	1991-1992
Kelly Bitters	Orem, Utah	1990-1991
Deryn Young	Alton, Utah	1989-1990
Jim Woods	Provo, Utah	1988-1989
Ben Gould	Orem, Utah	1987-1988
George Marshall	Orem, Utah	1986-1987
Bobby Thomas	California	1985-1986
Jay Deuel	Tucson, Arizona	1984-1985
Gordon Wilson	Lehi, Utah	1983-1984
Scott Banasky	Green River, Utah	1982-1983
Kerry Graves	Mapleton, Utah	1981-1982
Mark Fisher	Lanham, Maryland	1980-1981
Lee Barrus	Othello, Washington	1979-1980
Bruce Burnett	Provo, Utah	1978-1979

## STUDENT BODY PRESIDENTS

(continued)

Blake Buhler	American Fork, Utah	1977-1978
William Reese	Vernal, Utah	1976-1977
Mel Poulsen	Richfield, Utah	1975-1976
LaVerl Crosby	Provo, Utah	1974-1975
Randy Kidman	Ogden, Utah	1973-1974
Terry K. Holt	Brigham City, Utah	1972-1973
Ken Law	Springville, Utah	1971-1972
Norm Thorson	Provo, Utah	1970-1971
Richard L. Evans	Orem, Utah	1970-1971
Doug Wright	Provo, Utah	1969-1970
Bruce Smith	Orem, Utah	1968-1969
Gary Houser	Orem, Utah	1967-1968
Jim Tilson	Spanish Fork, Utah	1966-1967
Donald P. Fordham	Pleasant Grove, Utah	1965-1966
Chuck Goodyear	Indianapolis, Indiana	1964-1965
Glen LaVar Cox	Hinkley, Utah	1963-1964
Robert Button	Provo, Utah	1962-1963
Paul Hart	Orem, Utah	1961-1962
Duane Jonhson	Showlow, Arizona	1960-1961

## STUDENT BODY PRESIDENTS

(continued)

Duane Johnson	Showlow, Arizona	1959-1960
William Nuttall	Provo, Utah	1958-1959
James G. Goodman	Roy, Utah	1957-1958
Lynn Powell	Nephi, Utah	1956-1957
Blane Eilton	Santaquin, Utah	1955-1956
Clark Jolley	Pleasant Grove, Utah	1954-1955
Calvin Davies	Panguitch, Utah	1953-1954
William H. White	Goshen, Utah	1952-1953
Mark Anderson	Provo, Utah	1951-1952
Bill Hales	Pocatello, Idaho	1950-1951
Thomas Donald Forsyth	Provo, Utah	1949-1950
Lee Russell Cardall	Salt Lake City, Utah	1948-1949
Mark H. Nilsen	Provo, Utah	1947-1948
Don A. Taylor	Spanish Fork, Utah	1946-1947

Source: Utah Valley State College, Office of the Vice President for Student Services

## TEACHER OF THE YEAR

1995-1996	Darin Taylor Joseph Hwang Benjamin Bean John Nield Kathryn Hall Clixie Larson Larry E. Roberts Susanne R. Loris Ronald J. Hammond Doris Garner Bret H. Boyer Loretta Palmer Anita Musto G. Randall King Gordon B. Garrett Steve Adams	1991-1992 1990-1991 1989-1990 1988-1989 1987-1988 1986-1987 1985-1986 1984-1985 1983-1984 1982-1983 1980-1981 1979-1980 1978-1979 1977-1978 1976-1977	Del Shumway Larry B. Marsing Barbra Ann Hoge David O. Litchford Elma Mack Kim I. Brewster Wesley M. Bitters Douglas L. Jorgensen Rulon J. Wells James E. Barnes Stephen M. Trane Robert F. Steele Rex Losee J.D. Davidson Elma Mack
1994-1995			
1993-1994			
1992-1993			

Source: Utah Valley State College, Office of Institutional Research and Management Studies

## EMPLOYEE AWARDS

<u>Employee of the Year</u>	<u>Distinguished Employee of the Semester</u>
1993-94	
1992-93	
1991-92	
1990-91	
1989-90	
1988-89	
	SPRING 1996
Deloris Bradley	Dan Lukins
Tom Keele	Claudine Boothe
Vacant	Richard Nielson
Terena Anderson	Irene Young
Kathleen Crawford	Bart Jacobs
Craig Gappmayer	Julie Bagley
Ruth Broderick	
Shelley Olsen	
James L. Michaelis	
Keith Barlow	
Kenneth E. Mathews	
Linda L. Makin	
Helen Kennington	
	FALL 1995
1987-88	
1986-87	
1985-86	

Source: Utah Valley State College, Professional Association of College Employees

## ATHLETICS

### FINAL RECORDS AND CONFERENCE FINISHES

	<u>1990-91</u>	<u>1991-92</u>	<u>1992-93</u>	<u>1993-94</u>	<u>1994-95</u>	<u>1995-96</u>
<b>WOMEN</b>						
Basketball	29-3(1st)	26-3(1st)	26-5(1st)	29-1(1st)	28-4(2nd)	29-6(1st)
Softball	17-13(2nd)	30-18(1st)	14-23(3rd)	23-27(3rd)	15-30(3rd)	14-26(5th)
Volleyball	31-9(2nd)	32-18(2nd)	30-8(2nd)	35-6(1st)	28-9(1st)	28-9(1st)
Rodeo	4th	3rd	3rd	3rd	4th	4th
<b>MEN</b>						
Basketball	22-9(2nd)	28-5(2nd)	16-15(5th)	20-12(7th)	22-10(4th)	29-6(1st)
Baseball	27-23(2nd)	22-20(3rd)	28-14(1st)	30-18(1st)	24-21(3rd)	31-21(2nd)
Rodeo	2nd	2nd	3rd	4th	3rd	2nd

Source: Utah Valley State College, Sports Information Director  
 Utah Valley State College, Rodeo Club

## HONORARY DEGREE RECIPIENTS

Governor Michael Leavitt	1996	Joe Despain	1989
Marlon O. Snow	1996	Florence Ragan	1989
Ronald A. Rasband	1995	Raymond Norda	1988
Shunji Aoki	1995	Grant Burgeon	1987
LeRay L. McAllister	1995	Paul Rogers	1987
Larry H. Miller	1994	Bill Anderson	1986
Janine Pease-Windy Boy	1994	James R. Moss	1985
Neal Savage	1994	Don E. James	1984
DeLance W. Squire	1993	Charles E. Peterson	1984
Alan Ashton	1992	Hyrum E. Johnson	1983
Lavorn Sparks	1992	Wilson W. Sorensen	1983
Joe Cannon	1991	James S. Clark	1978
Yeonne Howlett	1991	Theron H. Luke	1978
Donald Holbrook	1990	Helen B. Ure	1978
Orvill Gunther	1990		

## HONORARY DEGREE RECIPIENTS

(continued)

Sylvia C. Anderson	1977	Richard DeJong	1973
Calvin L. Rampton	1977	Jack C. Higbee	1973
		Richard S. Prows	1973
J.C. Moffitt	1975		
Elroy Nelson	1975	Edna H. Baker	1971
Glen R. Swenson	1975	John O. Beesley	1971
		Edmund M. Evans	1971
Seth P. Billings	1974	Von H. Robertson	1971
Frank S. Dain	1974		

Source: Utah Valley State College, College Relations



## UTAH VALLEY POPULATION

<u>AREA</u>	<u>1970</u>	<u>1980</u>	<u>1990</u>
Alpine	1,047	2,649	3,492
American Fork	7,713	12,564	15,696
Cedar Hills	NA	571	769
Elk Ridge	NA	381	771
Genola	424	630	803
Goshen	459	582	578
Highland	NA	2,435	5,002
Lehi	4,659	6,848	8,475
Lindon	1,644	2,796	3,818
Mapleton	1,980	2,726	3,572
Orem	25,729	52,399	67,561
Payson	4,501	8,246	9,510
Pleasant Grove	5,327	10,833	13,476
Provo	53,131	74,108	86,835
Salem	1,081	2,233	2,284
Santaquin	1,236	2,175	2,386
Spanish Fork	7,284	9,825	11,272
Springville	8,790	12,101	13,950

Source: Statistical Abstract of Utah, 1993

**EMPLOYMENT IN UTAH COUNTY BY TYPE**  
**1990**

<u>OCCUPATION</u>	<u>1990</u>
Agricultural Services	721
Construction	4,873
Farm Workers	2,458
Finance, Insurance, and Real Estate	4,965
Government	16,804
Manufacturing	14,704
Mining	108
Proprietors	16,594
Services	42,969
Transportation, Communication, and Utilities	2,891
Wholesale and Retail Trade	24,497

Source: Statistical Abstract of Utah, 1993

CONTENTS

ADMINISTRATION

Board of Trustees ..... 27  
Board of Trustees Chairs ..... 28

## BOARD OF TRUSTEES

Members Appointed by the Governor of Utah

<u>NAME</u>	<u>TERM EXPIRES</u>
Alan C. Ashton	June 30, 1997
Joseph A. Cannon	June 30, 1997
Phil L. Clegg	April 30, 1997
Wilford W. Clyde	June 30, 1999
Marianne F. G. Heaps	June 30, 1999
Jeff Kahn	May 31, 1997
Linda Lund	June 30, 1999
Douglas W. Morrison	June 30, 1997
Paul K. Sybrowsky (Vice Chair)	June 30, 1997
Beth Tolbert (Chair)	June 30, 1999

Source: Utah Valley State College, Office of the President

## BOARD OF TRUSTEES CHAIRS

	<u>When Elected</u>
Beth Tolbert	August 1995
Alan Ashton	September 1993
Ray Harding	September 1991
DeLance Squire	July 1989
Mary Anne Wood	September 1985
Howard Pace	July 1982
Charles Bates	July 1980
Grant Burgon	July 1978

Source: Utah Valley State College, Office of the President

## CONTENTS

### FACULTY

Age Distribution of Full-Time Faculty by Degree and Gender .....	29
Ethnic Distribution of Full-Time Faculty by Degree and Gender .....	30
Universities Represented by Doctorates of Contract Faculty and Administrators .....	31
Rank by Department .....	35
Total Number of Employees .....	37

**AGE DISTRIBUTION OF FULL-TIME FACULTY  
BY DEGREE AND GENDER  
NOVEMBER 1996**

	<u>26-30</u>	<u>31-35</u>	<u>36-40</u>	<u>41-45</u>	<u>46-50</u>	<u>51-55</u>	<u>56-60</u>	<u>Over 60</u>
Doctorate	0	3	4	2	6	12	1	2
Male	0	2	4	1	4	1	4	1
Female	2	5	7	9	17	10	14	5
Masters	2	4	4	4	6	8	3	2
Male	0	3	2	3	5	8	4	1
Female	0	1	3	3	2	5	3	2
Associate	0	2	1	2	5	3	2	1
Male	0	0	0	0	0	0	0	0
Female	0	0	0	0	0	0	0	0
High School	0	0	0	0	0	0	0	0
Male	0	0	0	0	0	0	0	0
Female	0	0	0	0	0	0	0	0
Certificate	0	0	2	2	0	1	3	0
Male	0	0	0	0	0	0	0	0
Female	0	1	0	0	0	0	0	0
Trade School	0	0	0	0	0	0	0	0
Male	0	0	0	0	0	0	0	0
Female	0	1	2	0	2	0	1	1
Not Specified	0	0	0	1	0	2	0	0
Male	0	0	0	1	0	2	0	0
Female	4	22	29	27	47	50	35	15
<b>Total</b>								

Source: Utah Valley State College, Office of Institutional Research and Management Studies

**ETHNIC DISTRIBUTION OF FULL-TIME FACULTY  
BY DEGREE AND GENDER  
NOVEMBER 1996**

	American Indian <u>Alaska/Native</u>	Asian Pacific <u>Islander</u>	Black	Caucasian	Hispanic	Not Specified
Doctorate	0	0	0	30	0	0
Male	0	1	0	16	0	0
Female	1	2	0	66	0	0
Masters	0	0	0	33	0	0
Male	0	0	2	24	0	0
Female	0	0	0	19	0	0
Associate	0	0	0	16	0	0
Male	0	0	0	0	0	0
Female	0	0	0	0	0	0
High School	0	0	0	0	0	0
Male	0	0	0	0	0	0
Female	0	0	0	8	0	0
Certificate	0	0	0	0	0	0
Male	0	0	0	0	0	0
Female	0	0	0	1	0	0
Trade School	0	0	0	0	0	0
Male	0	0	0	0	0	0
Female	0	1	0	5	0	1
Not Specified	0	0	0	1	1	1
Male	0	0	0	1	1	1
Female	1	4	2	219	1	2
<b>Total</b>						

Source: Utah Valley State College, Office of Institutional Research and Management Studies



## UNIVERSITIES REPRESENTED BY DOCTORATES OF CONTRACT FACULTY & ADMINISTRATORS 1996 - 1997

Faculty

Aslett, Richard  
 Baker, William L.  
 Bennett, Lyn  
 Biesel, Heiner  
 Buchman, Joseph  
 Bulger, Jeffrey  
 Bullock, Brent  
 Callison, James  
 Carey, Ernest  
 Chappell, Dick L.  
 Chipman, Ken  
 Cobb, William W.  
 Cohn, Sanford K.  
 Cook, Lyndon W.  
 Duckworth, Victoria  
 Durney, Brian  
 Ellenberger, Suzanne R.  
 Englehardt, Elaine  
 Fairclough, Dennis  
 Fallshore, Marte  
 Fillmore, Jane  
 Foster, Chuck  
 French, Kathryn

University

Brigham Young University  
 University of Utah  
 University of Kansas  
 Rutgers University  
 Indiana University  
 University of Tennessee  
 Brigham Young University  
 University of Arizona  
 University of Hawaii  
 Columbia Pacific University  
 Brigham Young University  
 University of Colorado  
 University of Massachusetts  
 Brigham Young University  
 University of Georgia  
 University of Oregon  
 Oregon Graduate Center  
 Brigham Young University  
 Brigham Young University  
 University of Pittsburgh  
 Brigham Young University  
 Brigham Young University  
 Northern Illinois University

**UNIVERSITIES REPRESENTED BY  
DOCTORATES OF CONTRACT FACULTY & ADMINISTRATORS  
1996 - 1997**  
(continued)

Faculty

Gardner, Norman  
Gomm, Annette J.  
Greer, Dennis  
Gunawardena, Gernini  
Gygi, Janice  
Hamblin, Laura  
Hammond, Ronald  
Harris, James G.  
Hill, Nancy M.  
Hillman, Vance  
Jackson, Malan R.  
Jensen, Jack  
Keller, David  
Laughton, Barbara  
Lehnardt, Eberhard  
Li, Ya  
Loveridge, Robert  
Mecham, Harvey  
Merrin, Christine Rossi  
Merrin, Stephen

University  
University of Utah  
Oklahoma State University  
Utah State University  
University of Utah  
University of Utah  
University of Denver  
Brigham Young University  
University of Alberta Edmonton  
Brigham Young University  
Southern Illinois University  
Arizona State University  
Brigham Young University  
University of Georgia  
University of California  
Rice University  
University of Utah  
New Mexico State University  
Brigham Young University  
New Mexico State University  
New Mexico State University

**UNIVERSITIES REPRESENTED BY  
DOCTORATES OF CONTRACT FACULTY & ADMINISTRATORS  
1996 - 1997**  
(continued)

Faculty

Nield, John  
Oyler, Dee  
Parker, Bruce  
Perkins, Thomas  
Plothow, Roger H.  
Rasmussen, Kirk  
Raynes, Joseph L.  
Richan, Pat  
Richards, Grant L.  
Robbins, Robert  
Roberson, Philip  
Romesburg, Kerry D.  
Rosenthal, Sherry  
Shively, Michael  
Shurway, Del K.  
Silvia, Alfred  
Smith, D. J.  
Snedegar, Keith  
Spafford, Ann  
Spencer, Mark  
Staples, Sharon L.

University

Idaho State University  
Brigham Young University  
Utah State University  
Brigham Young University  
Brigham Young University  
University of Utah  
Texas A & M University  
University of Northern Colorado  
Brigham Young University  
University of Illinois  
Oklahoma State University  
Arizona State University  
University of California  
Purdue University  
Washington University, St. Louis  
University of Pittsburgh  
University of Utah  
University of Oxford  
Brigham Young University  
Ohio State University  
University of Utah

**UNIVERSITIES REPRESENTED BY  
DOCTORATES OF CONTRACT FACULTY & ADMINISTRATORS  
1996 - 1997**

(continued)

Faculty

Stoddard, Lucille T.  
Szentpeteri, Georgina  
Taylor, Paul L.  
Thomas, Ryan  
Tueller, Alden B.  
Van Buren, Renee  
Vawdrey, Colleen  
Warner, Douglas E.  
Whaley, Wayne  
Whitmore, Robert  
Wilson, Ian Kenneth  
Wixom, Gary  
Worthington, J. Karl

University

Utah State University  
University of Economics, Budapest  
University of Utah  
Brigham Young University  
University of California  
Arizona State University  
Utah State University  
Arizona State University  
Brigham Young University  
Brigham Young University  
University of Calgary  
Brigham Young University  
University of Iowa

Source: Utah Valley State College, Vice President for Academic Affairs

## RANK BY DEPARTMENT 1996 - 1997

<u>DEPARTMENT</u>	<u>PROFESSOR</u>	<u>ASSOCIATE PROFESSOR</u>	<u>ASSISTANT PROFESSOR</u>	<u>INSTRUCTOR</u>
Accounting	1	3	1	1
Air Conditioning/ Cabinetry/Construction	3	0	4	0
Art & Visual Comm.	4	0	3	2
Automotive/Diesel	2	4	3	3
Aviation	1	0	0	0
Behavioral Science	3	0	3	0
Business Communications And Office Technology	2	4	4	0
Business Management Computer Science and Information Systems	6	2	6	3
Drafting Technology	1	3	5	3
Education, Child & Family Studies	3	0	3	0
Electrical Auto/Robotic/ Lineman Tech	2	2	2	2
Electronic & Computer Tech	3	0	1	1
English & Literature	5	4	0	0
Environmental Technology	0	2	10	4
Fire Science	0	1	0	1
Foreign Languages	0	1	0	0
	0	3	0	1

**RANK BY DEPARTMENT**  
**1996 - 1997**  
 (continued)

<u>DEPARTMENT</u>	<u>PROFESSOR</u>	<u>ASSOCIATE PROFESSOR</u>	<u>ASSISTANT PROFESSOR</u>	<u>INSTRUCTOR</u>
Health & Physical Education	2	4	0	4
Humanities & Philosophy	4	0	3	0
Learning Enrichment	0	3	5	0
ESL/English				
Learning Enrichment	3	2	3	0
Mathematics				
Learning Enrichment	0	1	4	2
Reading/Studies Skills	0	1	1	0
Legal Studies	2	0	6	0
Life Science				
Machine Tool & Weld Tech.	2	0	3	0
Mathematics	2	4	6	3
Multimedia Technology	1	0	0	0
Nursing	0	8	0	4
Performing Arts & Comm.	0	2	1	3
Physical Sciences	3	1	1	0
Political Science & History	4	0	5	0
Pre-Engineering	0	0	1	0
Professional Driving	0	1	0	0

Source: Utah Valley State College, Vice President for Academic Affairs

## TOTAL NUMBER OF EMPLOYEES DECEMBER 1996

	<u>Male</u>	<u>Female</u>	<u>Total</u>
Executive/Administrative/Managerial Faculty	45	16	61
Professional/Non-Faculty Classified	155	73	228
	116	64	180
	<u>70</u>	<u>175</u>	<u>245</u>
<b>Total Head Count</b>	<b>386</b>	<b>328</b>	<b>714</b>

	<u>Male</u>	<u>Female</u>	<u>Total</u>
<b>HOURLY</b>			
Professional/Administrative Adjunct Faculty	23	18	41
Classified	267	154	421
Work Study Students	215	308	523
Other Students	20	35	55
	<u>279</u>	<u>360</u>	<u>639</u>
<b>Total Head Count</b>	<b>804</b>	<b>875</b>	<b>1679</b>

Source: Utah Valley State College, Institutional Research and Management Studies

## CONTENTS

### ENROLLMENT

Headcount Enrollment, Fall Semester 1996 .....	38
Full-Time Equivalent Enrollment, Fall Semester 1996 .....	39
Enrollment Comparison - Annualized FTE Students (graph) .....	40
Enrollment History, Fall Semesters 1992-1996 (graph) .....	41
Enrollment History, Spring Semesters 1992-1996 (graph) .....	42
Enrollment History, Summer Terms 1992-1996 (graph) .....	43
County Resident/Non-Resident Headcount, Fall Semesters 1992-1996 .....	44
Enrollment from Utah Counties, Fall Semester 1996 .....	45
Main Feeder High Schools for UVSC, Fall Semester 1996 .....	47
Resident/Non-Resident Headcount (graph) .....	48
Utah System of Higher Education - Headcount Enrollment by Utah County Residency (graph) .....	49
Part-Time/Full-Time Headcount, Fall Semesters 1992-1996 .....	50
Part-Time/Full-Time Headcount, Fall Semesters 1992-1996 (graph) .....	51
Headcount by Area of Study, Fall Semester 1996 (graph) .....	52
Enrollment Comparison of Utah Universities/Colleges, Fall 1995 .....	53
Fall Enrollment Projections, (graph) .....	54



## HEADCOUNT ENROLLMENT FALL SEMESTER 1996

	TOTAL HEADCOUNT		14,756*	
Female	6,909	47%		Freshmen
Male	7,815	53%		Sophomores
Other/Not Specified	32	0%		Juniors
				Seniors
				Other/Not Specified
Non-resident	1,382	9%		Part-time
Resident	13,374	91%		Full-time
Continuing	6,178	42%		Mean Age
New	5,406	37%		22.2
Readmitted	1,669	11%		
Transfer	1,008	7%		
Other/Not Specified	495	3%		

\*Includes concurrent enrollment

Source: Utah Valley State College, Office of Institutional Research and Management Studies

**FULL-TIME EQUIVALENT ENROLLMENT  
FALL SEMESTER 1996**

TOTAL FULL-TIME EQUIVALENT (FTE)\* 9,784\*\*

Non-Resident	1,130	12%
Resident	8,654	88%
Full-time	6,360	65%
Part-time	3,424	35%


\*Full-time equivalent is the total number of credit hours in which students are enrolled divided by 15 (the credit hour load of a hypothetical "full-time" student).

\*\*Includes concurrent enrollment

Source: Utah Valley State College, Office of Institutional Research and Management Studies

## ENROLLMENT COMPARISON

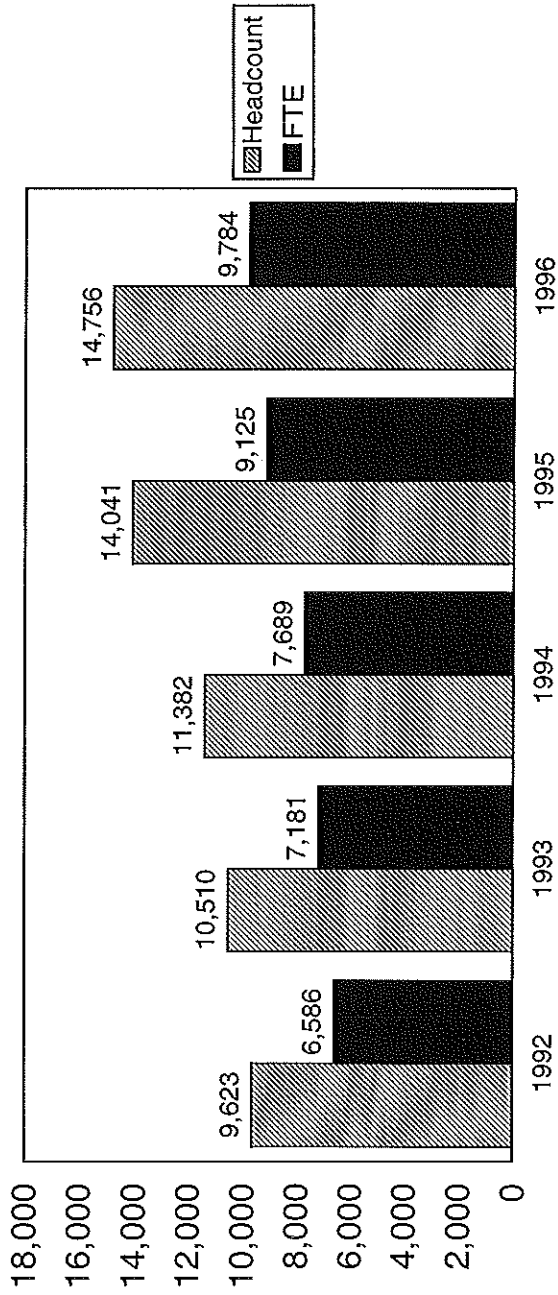
Annualized FTE Students



Source: Utah Valley State College, Budget Office

## ENROLLMENT HISTORY

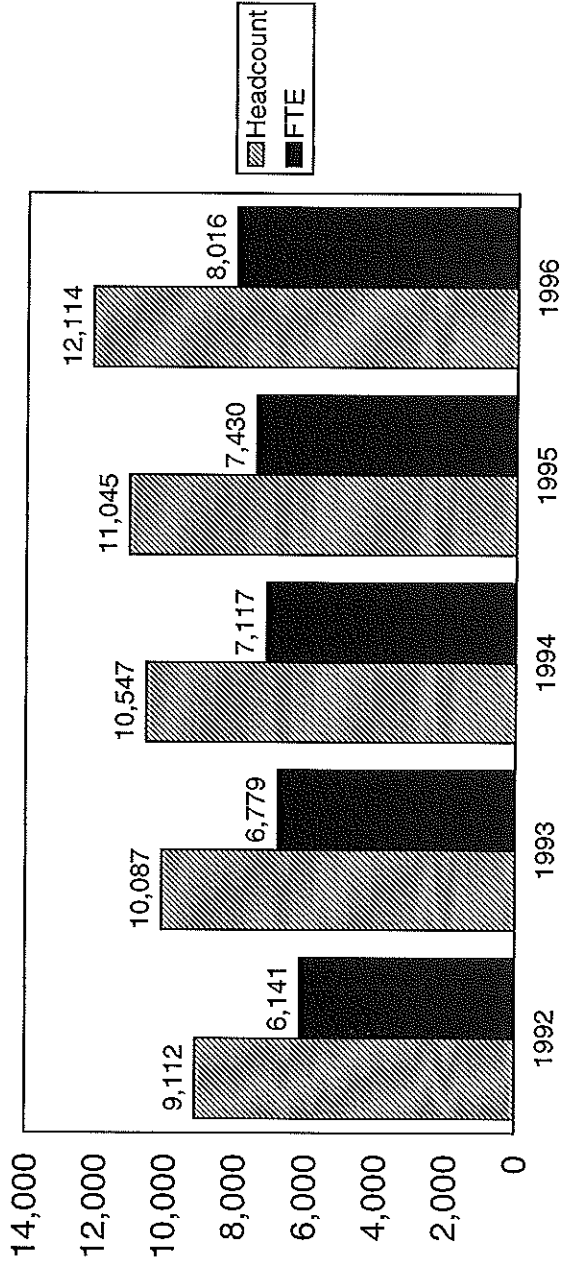
### Fall Semesters 1992-1996



Source: Utah Valley State College, Office of Institutional Research and Management Studies

## ENROLLMENT HISTORY

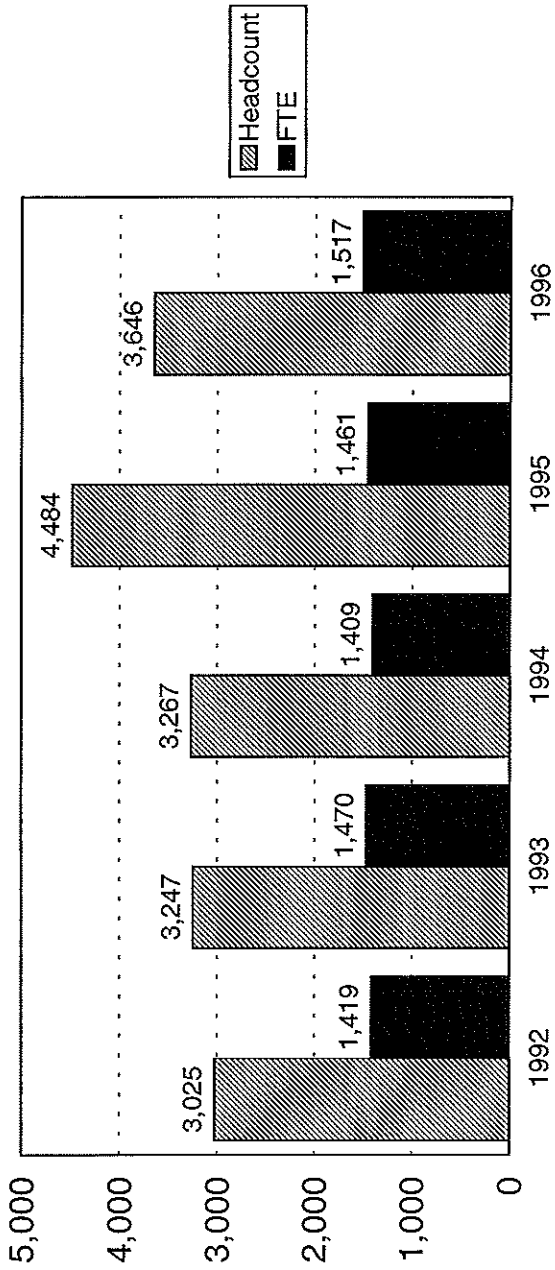
Spring Semesters 1992-1996



Source: Utah Valley State College, Office of Institutional Research and Management Studies

## ENROLLMENT HISTORY

### Summer Terms 1992-96



Source: Utah Valley State College, Office of Institutional Research and Management Studies

**COUNTY RESIDENT/NON-RESIDENT HEADCOUNT  
FALL SEMESTERS 1991-1995**

	<u>1991</u>	<u>1992</u>	<u>1993</u>	<u>1994</u>	<u>1995</u>
<b>TOTAL</b>	<b>8,777</b>	<b>9,623</b>	<b>10,512</b>	<b>13,293</b>	<b>14,041</b>
<b>Resident</b>	7,988	8,452	9,331	11,832	12,609
%	91	88	89	89	90
Utah County	5,623	5,843	4,178	7,064	8,369
%	65	61	40	53	60
Salt Lake County	464	397	353	513	555
%	5	4	3	4	4
Wasatch County	104	112	110	252	262
%	1	1	1	2	2
Other Counties	1,797	2,100	4,690	4,003	3,423
%	20	22	45	30	24
<b>Non-resident</b>	789	1,171	1,181	1,461	1,432
%	9	12	11	11	10
Other States	670	900	905	1,193	1,161
%	8	9	9	9	8
International	119	271	276	268	271
%	1	3	2	2	2

Source: Utah System of Higher Education, 1996-97 Data Book

**ENROLLMENT FROM UTAH COUNTIES  
FALL SEMESTER 1996**

<u>COUNTY</u>	<u>NUMBER OF STUDENTS</u>
Beaver	10
Box Elder	31
Cache	100
Carbon	54
Daggett	1
Davis	115
Duchesne	80
Emery	11
Garfield	9
Grand	14
Iron	30
Juab	79
Kane	16
Millard	76
Morgan	1
Plute	4
Rich	1



**ENROLLMENT FROM UTAH COUNTIES  
FALL SEMESTER 1996**

(continued)

<u>COUNTY</u>	<u>NUMBER OF STUDENTS</u>
Salt Lake	1,185
San Juan	37
Sanpete	58
Sevier	76
Summit	55
Tooele	29
Uintah	53
Utah	7,019
Wasatch	216
Washington	52
Wayne	5
Weber	136

Source: Utah Valley State College, Office of Institutional Research and Management Studies

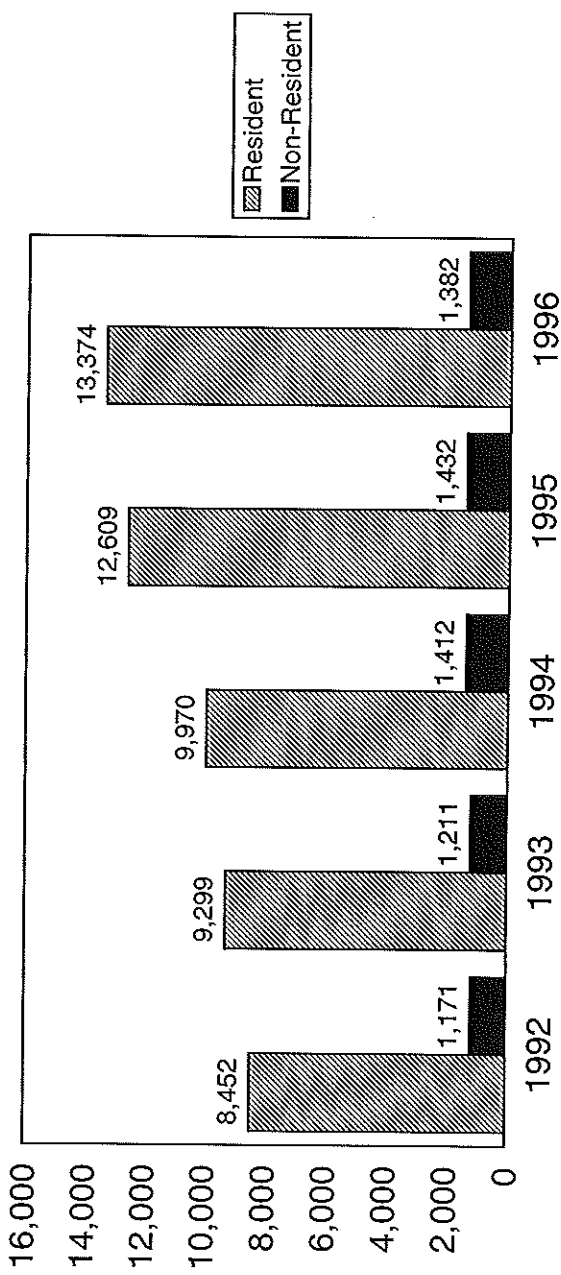
**MAIN FEEDER HIGH SCHOOLS FOR UVSC  
FALL SEMESTER 1996**

<u>HIGH SCHOOL</u>	<u>NUMBER OF STUDENTS</u>
American Fork	778
Lehi	445
Mountain View	1,232
Orem	1,023
Payson	626
Pleasant Grove	654
Provo	764
South Summit	24
Spanish Fork	776
Springville	744
Timpview	657
Wasatch	347

Source: Utah Valley State College, Office of Institutional Research and Management Studies

# RESIDENT/NON-RESIDENT HEADCOUNT

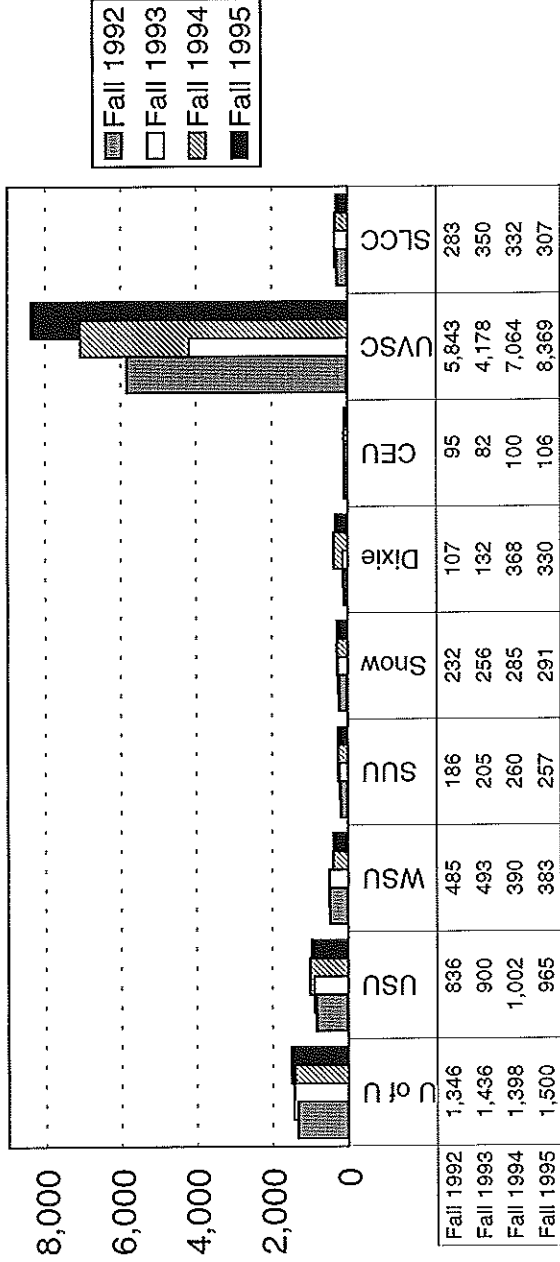
Fall Semesters 1992-96



Source: Utah Valley State College, Office of Institutional Research and Management Studies

## UTAH SYSTEM OF HIGHER EDUCATION

### Headcount Enrollment by Utah County Residency



Source: Utah System of Higher Education, 1996-97 Data Book

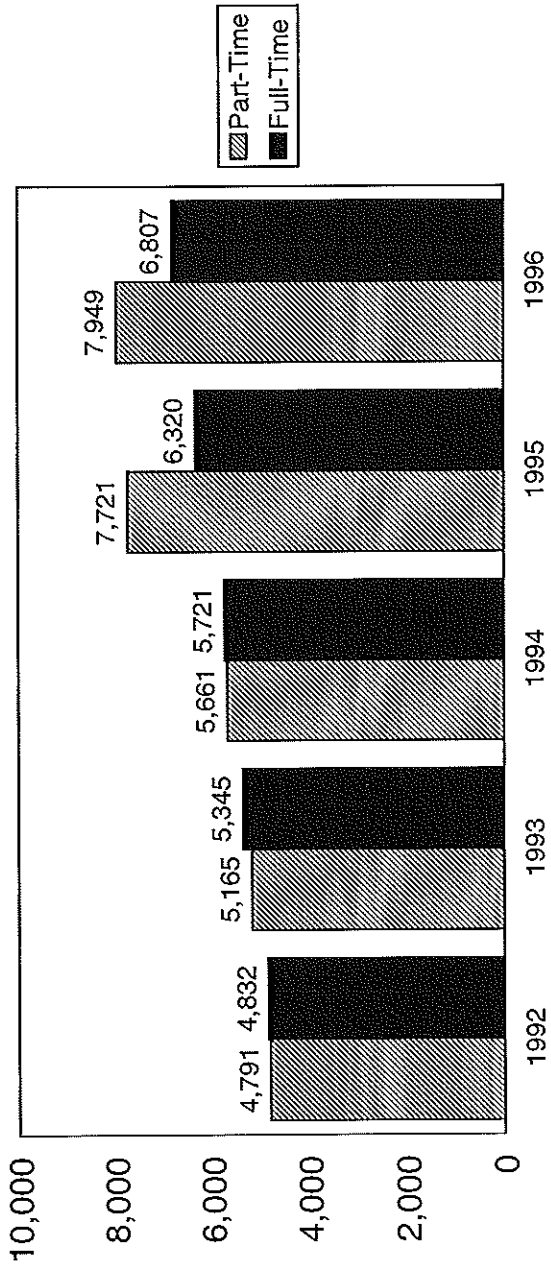
**PART-TIME/FULL-TIME HEADCOUNT  
FALL SEMESTERS 1992-96**

	<u>1992</u>	<u>1993</u>	<u>1994</u>	<u>1995</u>	<u>1996</u>
<b>TOTAL</b>	<b>9,623</b>	<b>10,510</b>	<b>11,382</b>	<b>14,041</b>	<b>14,756</b>
<b>Part-time</b>	4,791	5,165	5,661	7,721	7,949
<b>Full-time</b>	4,832	5,345	5,721	6,320	6,807

Source: Utah Valley State College, Office of Institutional Research and Management Studies

# PART-TIME/FULL-TIME HEADCOUNT

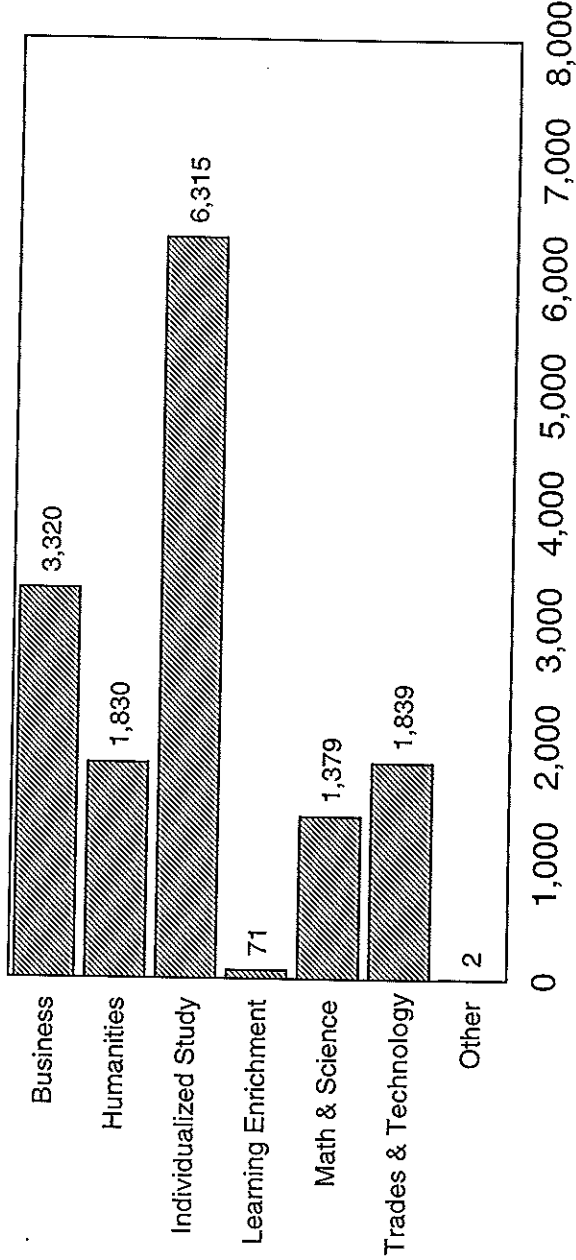
Fall Semesters 1992 - 1996



Source: Utah Valley State College, Office of Institutional Research and Management Studies

# HEADCOUNT BY AREA OF STUDY

Fall Semester 1996



Source: Utah Valley State College, Office of Institutional Research and Management Studies

**ENROLLMENT COMPARISON OF  
UTAH UNIVERSITIES AND COLLEGES  
FALL 1995**

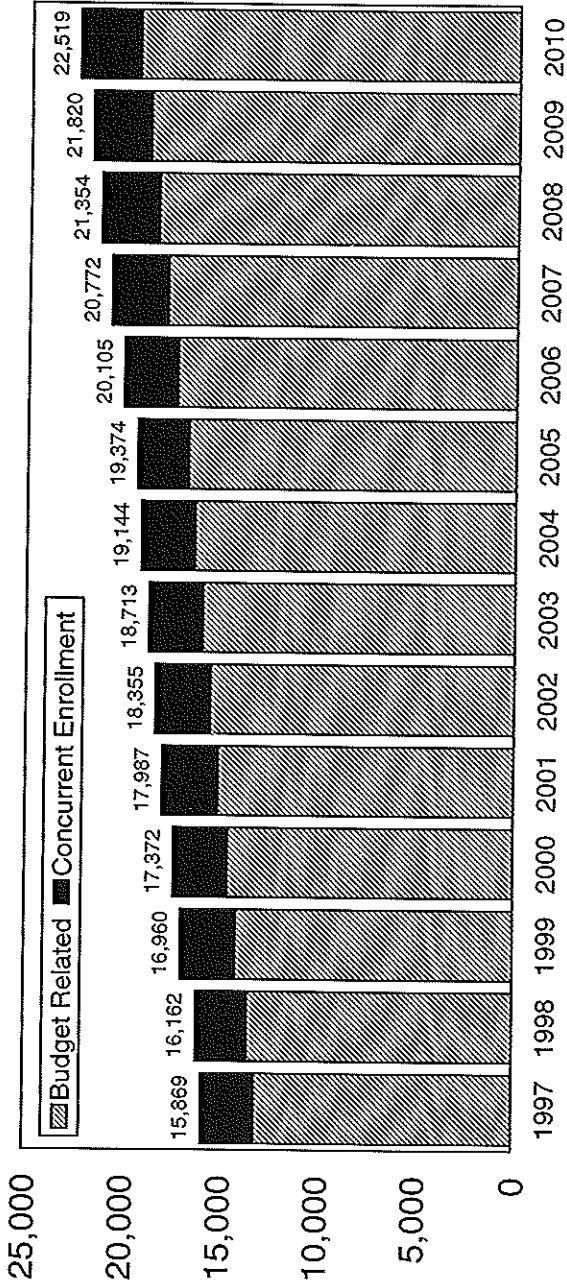
<u>University/College</u>	<u>Headcount</u>	<u>FTE</u>
University of Utah	27,137	21,540
Utah State University	19,861	15,159
Weber State University	14,619	10,826
Southern Utah University	5,159	4,501
Salt Lake Community College	20,834	12,745
Utah Valley State College*	14,041	9,125
Dixie College	4,921	3,119
College of Eastern Utah	3,067	2,029
Snow College	3,027	2,668

Source: Utah System of Higher Education, 1996-97 Data Book



# FALL ENROLLMENT PROJECTIONS

Headcount 1990 to 2010



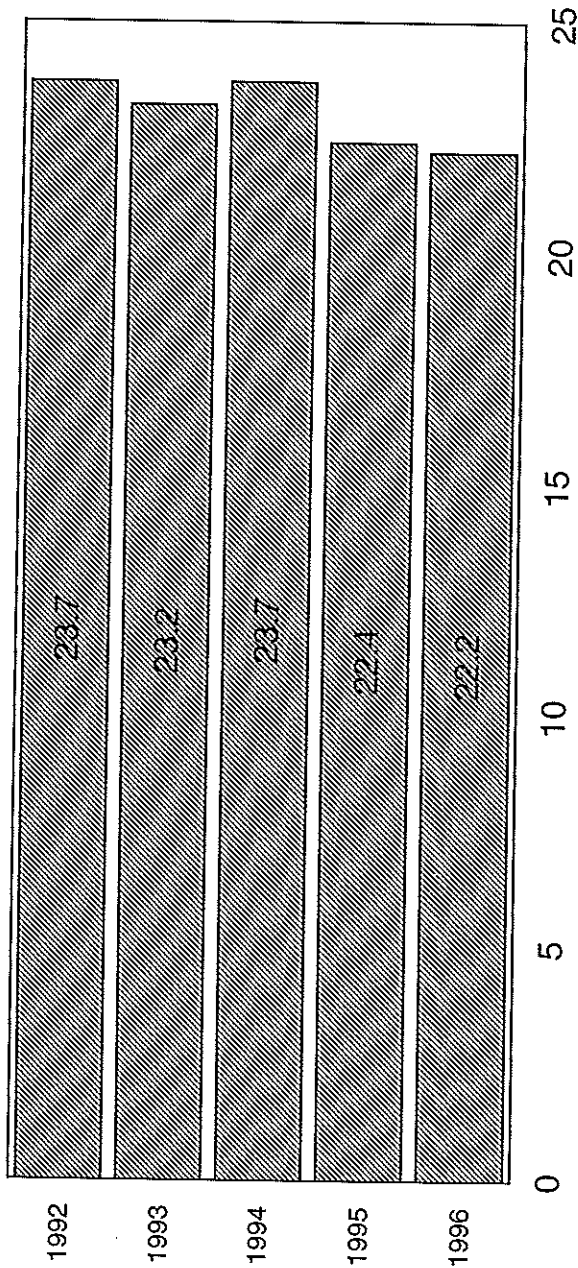
Source: Utah Valley State College, Office of Institutional Research and Management Studies

## CONTENTS

### STUDENT PROFILE

Mean Age of Students, 1992-1996 (graph) .....	55
Headcount Distribution by Age, Fall 1992-1996 .....	56
Headcount Distribution by Ethnic Group, Fall 1992-1996 .....	57
Male/Female Headcount, Fall 1992-1996 (graph) .....	58
Headcount by Class Standing, 1992-1996 (graph) .....	59
Geographic Origin of Students, United States, Fall 1992-1996 .....	60
Citizenship of Foreign Students, Fall 1992-1996 .....	64
Number of Degrees and Certificates Awarded 1995-96 .....	69

## MEAN AGE OF STUDENTS Fall Semesters 1992-1996



Source: Office of Institutional Research and Management Studies

**HEADCOUNT DISTRIBUTION BY AGE  
FALL SEMESTERS 1992-1996**

	<u>1992</u>	<u>1993</u>	<u>1994</u>	<u>1995</u>	<u>1996</u>
<b>TOTAL</b>	<b>9,623</b>	<b>10,510</b>	<b>11,382</b>	<b>14,041</b>	<b>14,756</b>
Under 19 years	2,023	282	485	2,569	2,814
19-20 years	1,808	2,917	3,110	3,524	3,686
21-22 years	1,911	1,738	2,142	2,068	2,309
23-24 years	1,167	2,467	2,554	2,711	2,804
25-29 years	1,261	1,372	1,416	1,542	1,570
30-34 years	597	684	638	666	570
35-39 years	388	449	458	417	412
Over 39 years	468	601	579	544	591
Unknown	0				
<b>Mean Age</b>	<b>23.7</b>	<b>23.2</b>	<b>23.7</b>	<b>22.4</b>	<b>22.2</b>

Source: Utah Valley State College, Office of Institutional Research and Management Studies

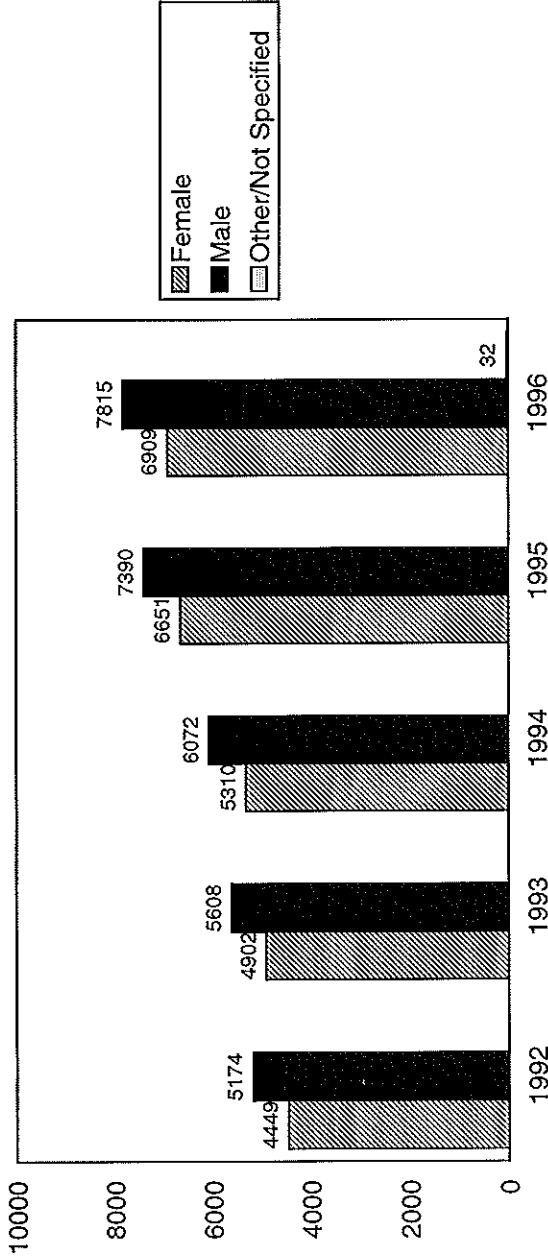
**HEADCOUNT DISTRIBUTION BY ETHNIC GROUP  
FALL SEMESTERS 1992 - 1996**

	<u>1992</u>	<u>1993</u>	<u>1994</u>	<u>1995</u>	<u>1996</u>
<b>Total</b>	<b>9,623</b>	<b>10,510</b>	<b>11,382</b>	<b>14,041</b>	<b>14,756</b>
White	8,839	9,616	10,412	12,940	13,624
Hispanic	204	264	365	390	407
Asian-Islander	138	149	167	213	204
American Indian	85	124	125	113	107
Black	17	14	34	38	36
Non-Resident Alien	340	343	279	-	-
Other/Not Specified	-	-	-	347	378

Source: Utah Valley State College, Office of Institutional Research and Management Studies

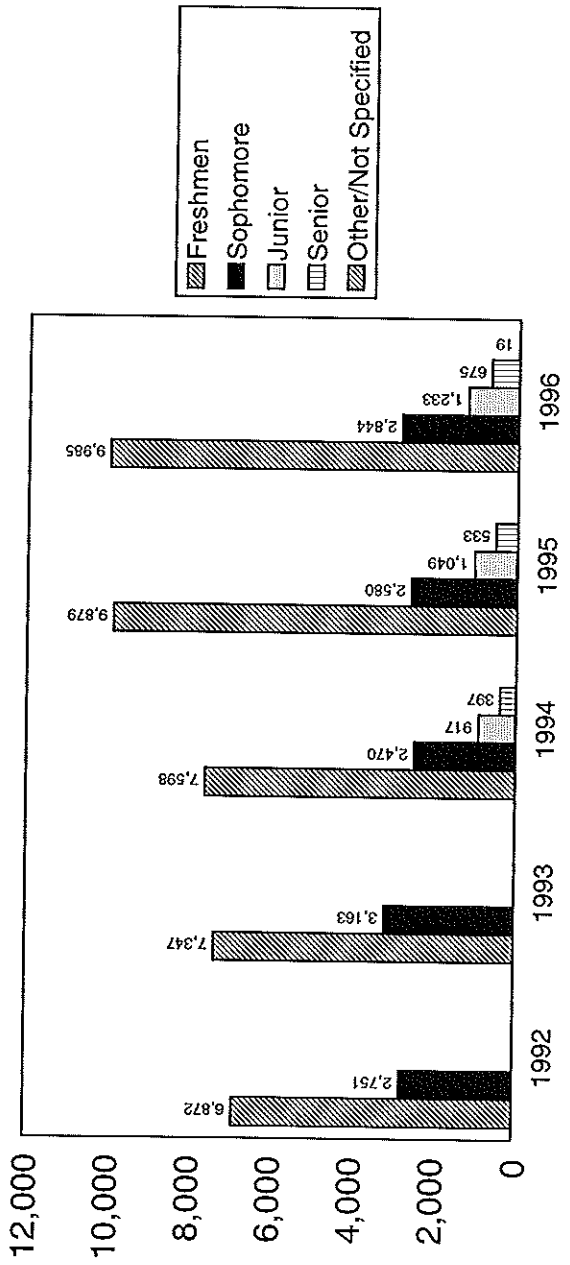
# MALE/FEMALE HEADCOUNT

## Fall Semesters 1992-96



Source: Utah Valley State College, Office of Institutional Research and Management Studies

## HEADCOUNT BY CLASS STANDING Fall Semesters 1992-96



Source: Utah Valley State College, Office of Institutional Research and Management Studies

**GEOGRAPHIC ORIGIN OF STUDENTS - UNITED STATES**  
**FALL SEMESTERS 1992-96**

<u>States Represented</u>	<u>1992</u>	<u>1993</u>	<u>1994</u>	<u>1995</u>	<u>1996</u>
Alabama	2	3	3	10	24
Alaska	6	12	24	30	26
Arizona	59	22	40	167	286
Arkansas	1	1	2	7	9
California	345	248	340	993	1494
Colorado	38	35	42	108	142
Connecticut	6	3	7	14	16
Delaware	1	1	4	9	7
District of Columbia	0	0	0	2	18
Florida	9	5	13	54	70
Georgia	6	5	8	24	31
Hawaii	4	7	9	29	45
Idaho	46	22	39	150	342
Illinois	5	7	14	44	88



**GEOGRAPHIC ORIGIN OF STUDENTS - UNITED STATES**  
**FALL SEMESTERS 1992-96**  
 (continued)

<u>States Represented</u>	<u>1992</u>	<u>1993</u>	<u>1994</u>	<u>1995</u>	<u>1996</u>
Indiana	5	2	7	23	37
Iowa	3	1	5	12	24
Kansas	5	5	5	19	25
Kentucky	1	0	4	10	18
Louisiana	1	3	5	19	25
Maine	0	2	4	8	8
Maryland	8	7	17	21	32
Massachusetts	2	3	5	17	25
Michigan	6	9	13	32	62
Minnesota	3	2	12	16	40
Mississippi	0	0	0	5	4
Missouri	5	12	12	28	55
Montana	7	5	5	32	60
Nebraska	2	2	3	7	14
Nevada	44	39	41	109	123

**GEOGRAPHIC ORIGIN OF STUDENTS - UNITED STATES  
FALL SEMESTERS 1992-96**

(continued)

<u>States Represented</u>	<u>1992</u>	<u>1993</u>	<u>1994</u>	<u>1995</u>	<u>1996</u>
New Hampshire	2	1	0	12	17
New Jersey	4	8	14	19	34
New Mexico	22	10	24	60	84
New York	18	9	21	44	83
North Carolina	6	5	6	21	41
North Dakota	0	2	2	3	12
Ohio	13	6	15	43	67
Oklahoma	4	5	2	21	29
Oregon	21	25	41	99	139
Pennsylvania	3	5	12	37	44
Rhode Island	0	0	0	5	6
South Carolina	3	8	9	11	18
South Dakota	0	1	2	4	6
Tennessee	8	9	4	20	26

**GEOGRAPHIC ORIGIN OF STUDENTS - UNITED STATES  
FALL SEMESTERS 1992-96**

(continued)

<u>States Represented</u>	<u>1992</u>	<u>1993</u>	<u>1994</u>	<u>1995</u>	<u>1996</u>
Texas	16	27	52	130	180
Utah	8452	9298	8933	10720	9686
Vermont	1	0	1	6	8
Virginia	21	10	19	67	65
Washington	52	36	60	158	227
West Virginia	2	1	2	5	9
Wisconsin	3	3	0	15	28
Wyoming	8	10	12	49	83

Source: Utah Valley State College, Office of Institutional Research and Management Studies

**CITIZENSHIP OF FOREIGN STUDENTS  
FALL SEMESTERS 1992-1996**

<u>Countries Represented</u>	<u>1992</u>	<u>1993</u>	<u>1994</u>	<u>1995</u>	<u>1996</u>
Albania	0	0	0	0	1
Angola	0	1	1	1	1
Antigua	0	0	0	0	1
Argentina	10	5	4	4	3
Australia	5	2	2	6	3
Austria	0	0	2	1	2
Barbados	1	2	2	0	0
Belgium	1	1	2	2	0
Belize	0	0	1	0	0
Bermuda	0	0	0	0	1
Bolivia	3	3	3	2	0
Brazil	5	5	12	11	16
British Honduras	0	0	0	1	1
Bulgaria	1	2	2	1	2
Cambodia	0	0	0	1	0
Canada	56	42	2	54	81
Chile	4	2	6	4	0
China	6	1	7	13	0
Columbia	0	0	2	4	0
Comoros	0	0	0	0	1

**CITIZENSHIP OF FOREIGN STUDENTS  
FALL SEMESTERS 1992-1996**

Countries	<u>1992</u>	<u>1993</u>	<u>1994</u>	<u>1995</u>	<u>1996</u>
<u>Costa Rica</u>	3	2	2	1	1
Cuba	0	0	1	1	0
Czechoslovakia	0	0	0	1	0
Denmark	1	1	2	5	1
Dominican Republic	5	6	5	6	8
Ecuador	4	4	2	4	8
El Salvador	2	2	8	11	8
Fiji	0	0	1	2	1
Finland	1	0	0	2	1
France	1	1	4	6	4
French Polynesia	0	0	0	1	0
Gabon	0	0	0	0	2
Germany	2	5	7	5	0
Ghana	0	0	0	0	1
Greece	0	0	1	0	0
Grenada	1	0	0	0	1
Guatemala	9	3	8	6	7
Haiti	1	1	6	4	5
Honduras	8	5	9	6	8
Hong Kong	10	11	12	8	8
Hungary	0	0	1	2	1

**CITIZENSHIP OF FOREIGN STUDENTS  
FALL SEMESTERS 1992-1996**

<u>Countries Represented</u>	<u>1992</u>	<u>1993</u>	<u>1994</u>	<u>1995</u>	<u>1996</u>
India	0	1	2	3	3
Indonesia	0	1	2	1	0
Iran	0	0	2	3	0
Iraq	0	0	0	1	0
Israel	0	0	0	0	1
Italy	0	1	6	5	5
Jamaica	1	2	2	0	2
Japan	86	98	92	96	88
Jordan	3	1	2	1	1
Korea	16	15	9	20	0
Kuwait	0	0	1	1	0
Laos	0	0	0	2	4
Lebanon	1	1	0	0	0
Macau	0	0	0	0	1
Madagascar	0	0	1	1	0
Malaysia	0	1	0	0	0
Marshall Islands	0	0	1	0	0
Mexico	30	14	35	40	57
Monaco	0	0	0	1	0
Mongolia	0	0	0	7	9
Morocco	0	0	1	1	0
Nepal	0	0	1	1	2

**CITIZENSHIP OF FOREIGN STUDENTS  
FALL SEMESTERS 1992-1996**

Countries Represented	<u>1992</u>	<u>1993</u>	<u>1994</u>	<u>1995</u>	<u>1996</u>
Netherlands	0	0	0	1	1
New Zealand	0	0	1	2	3
Nicaragua	0	0	4	1	1
Nigeria	0	2	0	3	3
Northern Ireland	0	0	1	1	0
Norway	2	1	0	1	0
Pakistan	0	0	0	0	1
Panama	6	2	4	3	0
Peru	4	1	3	4	10
Philippines	1	2	3	2	0
Poland	1	1	6	4	4
Portugal	0	1	4	1	1
Russia	0	0	0	1	6
Scotland	0	1	1	1	0
Singapore	1	3	0	0	0
Solomon Isles	0	0	0	0	1
South Africa	0	2	5	5	2
Soviet Union	1	0	0	2	0
Spain	5	2	2	0	0
Sri Lanka	0	0	1	2	0
St. Vincent	0	0	1	0	0
Sudan	0	0	0	1	2

**CITIZENSHIP OF FOREIGN STUDENTS  
FALL SEMESTERS 1992-1996**

<u>Countries Represented</u>	<u>1992</u>	<u>1993</u>	<u>1994</u>	<u>1995</u>	<u>1996</u>
Sweden	4	2	1	1	3
Switzerland	2	4	4	3	1
Taiwan	16	16	14	19	12
Thailand	7	8	4	6	5
Tonga	0	0	4	1	0
Trinidad & Tobago	0	0	0	0	2
Uganda	0	0	1	1	0
Ukraine	0	0	0	3	1
United Arab Emirates	0	0	1	2	0
United Kingdom	4	3	4	6	13
Uruguay	1	0	0	0	0
Venezuela	4	0	9	6	9
Vietnam	1	1	2	6	0
West Indies	3	2	6	5	0
Western Samoa	0	0	1	2	3
Yugoslavia	0	0	1	0	0
Zimbabwe	0	0	0	1	0
<b>TOTAL NUMBER OF COUNTRIES, FALL 1996</b>	<b>60</b>				



**NUMBER OF DEGREES & CERTIFICATES AWARDED  
1995-96 SCHOOL YEAR\***

Associate of Arts	108
Associate in Applied Science	290
Associate of Science	976
Bachelor of Science	113
Certificate, One-Year	143
Diploma	27
<b>TOTAL</b>	<b>1,657</b>

\*As of October 30, 1996

Source: Utah Valley State College, Office of Institutional Research and Management Studies

## CONTENTS

### SUPPORT ORGANIZATIONS

Faculty Senate Presidents .....	70
Ace/Pace Presidents .....	71
Utah Valley State College Foundation Board .....	72
Utah Valley State College Foundation Board Members .....	73
Utah Valley State College Alumni Association Board of Directors .....	74
Utah Valley State College Student Alumni Association Officers .....	75
Utah Valley State College Alumni Past President's Club .....	75
Advisory Committees .....	76
Clubs and Organizations .....	82

## FACULTY SENATE PRESIDENTS

1996-97		1986-87	F. Dennis Farnsworth
1995-96	Larry Holt	1985-86	Larry B. Marsing
1994-95	Hugh Rode	1984-85	Kenneth M. Foster
1993-94	D. J. Rowley	1983-84	Wesley M. Bitters
1992-93	Douglas Bradley	1982-83	J. D. Davidson
1991-92	Del Shumway	1981-82	Kenneth M. Foster
1990-91	Bonnie G. Henrie	1980-81	Robert F. Steele
1989-90	J. D. Davidson	1979-80	Russell C. Black
1988-89	Orrin A. Nelson	1978-79	Douglas E. Warner
1987-88	Barbra Ann Hoge	1977-78	Stephen L. Adams

Source:

Utah Valley State College, Faculty Senate Minutes

## ACE/PACE PRESIDENTS

1996-97	ACE	Robert Rasmussen	1989-90	PACE	Noel C. Lyman
1995-96	ACE	Nancy Bartlett	1988-89	PACE	Thomas R. Rasmussen
1994-95	ACE	Marilyn Mansfield	1987-88	PACE	Evan A. Frampton
1993-94	ACE	Tara Yates	1986-87	ACE	Linda L. Makin
1992-93	PACE	Michael L. Jones	1985-86	ACE	Lucile M. Steele
1991-92	PACE	Leah J. Holt	1984-85	ACE	Duane Jacobs
1990-91	PACE	Michael V. Jacobsen	1983-84	ACE	Barbara Dabbling

Source: Utah Valley State College, Office of Institutional Research and Management Studies

**UTAH VALLEY STATE COLLEGE FOUNDATION BOARD  
1996-1997**

Leland Bird	C & A Realty
Dan Campbell	ESNET
Craig Carlile	Ray Quinney & Nebeker
Dick Chappell	UVSC
Ronald J. Dallin, Chairman	Storehouse Markets
Cory L. Duckworth, Vice Chair	UVSC
David D. Halladay	Zions National Bank
Thone Heppler	Zions National Bank
Sandy Hirsche	
Carla B. Miller, Executive Director	UVSC
Greg Nelson	Magnetic Research, Inc.
Brenda Powell	
David W. Reeves	Beneficial Life Insurance
Kerry D. Romesburg	UVSC

Source: Utah Valley State College, Institutional Advancement

## UTAH VALLEY STATE COLLEGE FOUNDATION MEMBERS 1996-1997

G. William "Bill" Aaron	Merrill Lynch	Norm Nielsen	SCERA Corporation
Bill J. Anderson	Business Consultant	H. Don Norton	Far West Bank
Merrill Bushnell	Century 21 Bushnell Realty	Davis Palfreyman	Central Bank & Trust
Louise Clyde	Retired	Florence B. Ragan	Retired
Wiford W. Clyde	Geneva Rock	Neal Savage	Savage Brothers
Stanley E. Collins	Smith Barney Shearson	Marlon O. Snow	MST Trucking, Inc.
David Gunther	Merrill Lynch	Wilson W. Sorensen	UVSC President Emeritus
Ron Hawkins	Hawkins, Borup, Cloward	LaVorn G. Sparks	
J. Marvin Higbee	Jostens Learning	Paul Sybrowsky	Dynix, Inc..
Doug Horne	Horne's Lodging Properties	Maria Vargas	Hard Disk Cafe
Jeff Kahn	First Security Bank	Hall Wing	Wing Enterprises
Renee Nelson	The Daily Herald	Steve Winn	Mr. Mac's

Source: Utah Valley State College, Institutional Advancement

**UTAH VALLEY STATE COLLEGE  
ALUMNI ASSOCIATION BOARD OF DIRECTORS  
1996 - 1997**

Dave Adams	
Ellie Bodily	
Phil Clegg	
Dave Densley	
Lynn Fausett	
Kerry Graves	
Heidi Hastings, President Elect	
Tom Heal	
Marshelle Holmes	
Charleen Kahn, Co-President	
Jeffrey Kahn, President	
Becky Nelson	
Bob Rasmussen	
Barbara Smith	
Brent E. York	
	Business:
	Classic Auto Repair, Inc.
	UVSC Student Body President Regional Telephone Directory
	Service Master BYU Alumni House MailWorks, Inc.
	First Security Bank of Utah Utah Senior Service Home Care UVSC - Director of Campus Events KTVX Channel 4 Central Distributing

Source: Utah Valley State College, Alumni Office

**UTAH VALLEY STATE COLLEGE  
STUDENT ALUMNI ASSOCIATION OFFICERS  
1996-1997**

J. Steven Beck, President  
Nadia Farnsworth, Vice President  
David Francis, Vice President

**UTAH VALLEY STATE COLLEGE  
ALUMNI PAST PRESIDENT'S CLUB**

Bill Brown  
Geri Clements  
Brent J. DeMille  
David D. Halladay  
Greg Nelson  
Jon W. Startup

Nicholas & Company Food Services Dist.  
Mansell & Associates Realty  
Zion's First National Bank  
Magnetic Research, Inc.  
Startup Candy Company

Source: Utah Valley State College, Alumni Office



## ADVISORY COMMITTEES 1996-1997

### Accounting

Sharlene Behunin  
Joyce Firestack  
Robert Greiner  
Paul Kerr  
Neila Kozel  
Layne Peterson  
Clifford Skousen  
Joe Squire  
Kevin Stocks  
Glen Tweede

### Air Cond & Refrig Tech

Gaylen Atkinson  
Richard Carmen  
Randy Farnworth  
Dean Gunther  
Bob Remund

### Art/Visual Comm

Sterling Anderson  
Jeff Bell  
Steve Bushman  
Joanne Froelich  
Stephen Hales  
Wayne Harwood  
Steve Keele  
Todd Purser  
Lynn Roundy  
Mark Whitehead

### Automotive Technology

Jerry Boyer  
Gary Cheever  
Phil Crockett  
Jim McFarland  
Jared Robison  
Chris Smith

### Aviation Science

Raymond Call  
David Comish  
Claude LePendu  
Jim Mathis  
Jim Pyles  
Jeff Seely

### Bldg Const/Const Mgmt

Russ Berry  
John Dester  
Bill Fairbanks  
Robert Hansen  
Neila Kozel

### Building Inspection Tech

Roger Evans  
Paul Hayward  
Chuck Hugo  
Frank Robinette

## ADVISORY COMMITTEES

1996-1997

(continued)

### Bldg. Inspect Tech (cont)

Greg Sauter  
Alicia Timm  
Jerry Wray

### Bus. Comm. & Office Tech

Loretta Anderson  
Joyce Bell  
Kathy Gardner  
Maralyn Harmstron  
Carol Rhone  
Skip Standifird  
Toni Sullivan  
Vickie Walker  
Theresa Wood  
Barbra Ann Hoge

### Business Management

Randy Armstrong  
Scott Baird  
Don Black  
Ladd Black  
Ken Fakler  
Norm Finlinson  
T.J. James  
Neal Larson  
Gary McKinnon  
Brad Mortenson  
Todd Mortenson  
Jon Startup  
Bryce Taylor  
Richard Wilson  
Steve Winn  
Melinda Welling  
Steve Zimmerman

### Cabinet & Archit Woodwork

Jon Fondell  
Dennis Hardcastler  
Michael Marcum

### Child Ed/Family Studies

Rudy Anderson  
Ronilynn Jenins  
Kathy Luke  
Ireta Midgley  
Anita Spainhower  
Sterling Swensen  
Ginger Wooley  
Cheryl Wright

## ADVISORY COMMITTEES

1996-1997

(continued)

### Collision Repair Tech

Dave Adams  
Clay Atkinson  
Lee Bellows  
Pat Griffiths  
Dale Peterson  
Steve Whitlock

### Culinary Arts

Steve Berzansky  
Connie Bullock  
Wayne Griffin  
Don Highdel  
Rico Renzetti  
Marilyn Thorne

### Drafting Tech - Electrical

Keith Hegerhorst

### Draft Tech - Civil

Carl Cook  
Clyde Naylor  
Al York

### Computer Science & Info

Jim Baird  
Ted Crowther  
Meg Fisher  
Tim Petru  
Gordon Stokes  
Dan Masterson

### Diesel Mechanics Tech

John Crandall  
Ron Dallinga  
Albert Harmer  
Don Jones

### Draft Tech - Structural

Terry L. Beighley  
David Patten

### Drafting - Architectural

Kevin Madson

### Drafting Tech - Mechanical

Dan Olson  
Mike Thompson

## ADVISORY COMMITTEES

1996-1997

(continued)

### Elect Auto Tech

Bernard Cope  
Gary Crawford  
Larey Lawrence  
David Porter  
Susan Vest  
Kyle Walters  
Raman Watkins  
Rulon Wells

### Elect & Comp Tech

Phil Adams  
Mel Crouch  
John Ellsworth  
Bill Gillman  
John Greenhalgh  
Mark Hoyt  
Gary Maag  
Richard Ohran  
David Owens

### Environmental Tech

Jon Adams  
David Gunn  
John Hays  
Charles Jeffs  
Ron Kidd  
Garland Mayne  
Dean Miner  
David Pitcher  
Neil Taylor  
Rand Webb  
Ken Wilcock

### Finance & Banking

Rick Anderson  
Mike Crossley  
Dennis Dunn  
Sharon Hammer  
Thone Heppler  
Richard Hillam

### Finance & Banking (cont)

Nanette Lassen  
Wendy Holloway  
Jim Stead  
Brian Thompson

### Fire Science

J. Merlin Baker  
Gary Cornel  
Tim Hynes  
Greg Martz  
Kevin Meritt  
Coy Porter  
Reed Scharman  
Lynn A. Steffensen  
Phil Whitney  
Gary Wise

## ADVISORY COMMITTEES

1996-1997

(continued)

### Honors Program

Janae Brown Haas  
Larry Harper  
Steve Revelli  
Mark Spencer  
Joe Wixom

### Hospitality Management

Katherine Halter  
Loretta King  
Britt Mathwicz  
Brian McDonough  
Randy Millet  
Lyn Overton  
David Petersen

### International Business

Greg Crandall  
Edmond Dosch  
Barbara Evert  
Malan Jackson  
Randy Lindstrom  
David Pearson  
Kent Pinney  
Lee Radebaugh  
Stan Reese  
Barry Thompson

### Legal Assistant (cont)

Tom Patton  
David Sam  
Robert Schumacher  
Gary Wixom

### Lineman Technology

Cal Christensen  
Dean Cordner  
Doug Gadd  
Karl Jones  
Rick Marchal  
Lyle Powell  
Brent Thomas

### Legal Assistant

Tena Boswell  
Kathy Bybee  
Jill Jasperson  
Kathy Kurtz

## ADVISORY COMMITTEES

1996-1997

(continued)

### Nursing

Donna Cartwright  
Lee Duke  
Linda Johnson  
Jo Nielsen  
Lane Pedersen  
Nan Nicponski

### Physical Plant Mgmt

Lynn Brough  
Marshall Leach  
Phil Lott  
Don Underwood  
Mark Woods

### Welding Technology

Kevin Kessler  
Max Knight  
Clark Olsen  
Robert Patch  
Skip Peterson  
George Stokes  
Robert Max Walker

## CLUBS AND ORGANIZATIONS 1996-1997

### ACADEMIC

#### DELTA PHI OMEGA

To assist students enrolled in a business management major. Create a social atmosphere to support students in pursuing their education and encourage them in exploring business and employment opportunities.

#### DEX -- Delta Epsilon Chi

A DECA program centering around professional activities such as marketing, management, merchandising, and hospitality. The purpose is to provide real life experiences that may apply to real life situations.

#### IMA -- Institute in Management Accountants

Offers association with professional accounts and management. Opportunities to learn ethical standards, professionalism, and to associate with peers.

#### LAW SOCIETY

To inform and educate its members to supplement preparation for future law-related careers, and to network with professionals in law-related careers.

#### PHI BETA LAMBDA

To provide an integral part of the instructional program, additional opportunities for post secondary students in business majors to develop vocational and career supportive competencies and to promote civic and personal responsibilities.

#### PHI THETA KAPPA

To recognize and encourage scholarship among two-year college students. Phi Theta Kappa shall provide opportunity for the development of leadership and service; an intellectual climate to exchange ideas and ideals; a lively fellowship for scholars; and the stimulation of interest in continuing academic excellence.

## CLUBS AND ORGANIZATIONS 1996-1997

### ACADEMIC (Continued)

#### QUARKS, SNARKS, AND BOOJUMS (QSB)

To promote Science Fiction and Fantasy literature, art, etc. To provide an outlet for the talents of people who want to enter this field in any medium (literature, art, media, etc.)

#### STUDENT ALUMNI AMBASSADORS

Two major purposes: 1.) To prepare students while attending UVSC to become responsible citizens that will represent and help in the development of resources for the advancement of the Institution. To promote the involvement of former and current students in achieving the goals of UVSC. 2.) Promote interaction between former and current students. The members will be involved with the Alumni Board and the Director of Alumni Relations. To increase alumni involvement. To promote involvement with the college administration, the student body, and the alumni in achieving the purposes and goals of UVSC.

#### STUDENT LITERARY PUBLICATIONS

To provide UVSC students with an opportunity to create and publish personal works of art, graphics, poetry, short stories, narrations, in a yearly student magazine.

#### STUDENT NURSES ASSOCIATION

To provide a professional organization on a state level to student nurses. To have a direct input into standards of nursing education and influence the education process. To influence patient care, nursing education and nursing practice through legislative activities.

#### VICA - VOCATIONAL INDUSTRIAL CLUBS OF AMERICA

For all trade, industrial, technical and health occupation students. An emphasis is placed on dignity of work, education, fair play, and high moral and spiritual standards. Prepare "for leadership in the world-of-work" through State and National competitions.



## CLUBS AND ORGANIZATIONS 1996-1997

### INTERNATIONAL

#### CASS I

To share the Latin American and Caribbean culture with UVSC and the community. Also, the 17 USAID government scholarship students want to experience American culture including language, politics, family life, campus life, and more.

#### CULTURAL AWARENESS GROUP

To promote cultural diversity.

#### GERMAN CLUB

Experience cultural activities related to the German language. This is a great club to join if you speak little German or none at all, but enjoy participation in German cultural events.

#### INTERNATIONAL STUDENT COUNCIL

To encourage and promote awareness of different customs and cultures. To promote better understanding of different beliefs and tradition. To bring the students of different nationalities closer together, including the students of the host country. To help achieve quality education while the students are here at UVSC. To help each student experience a happy and exciting experience.

#### JIPANG

Offers opportunities for Japanese, Japanese speakers, and those interested in Japanese culture to learn and share with each other.

#### LAUSA (LATIN AMERICAN LAUSA)

Provides support to the Hispanic minority and other minorities in providing opportunities for them at UVSC and the community. All students welcome.

#### NATIVE AMERICAN STUDENT CLUB

This club is for Native American students and to expose UVSC study body to Native American culture.

#### POLYNESIAN CLUB

To create an open atmosphere in which philosophical ideas can be discussed.

## CLUBS AND ORGANIZATIONS

1996-1997

### SPECIAL INTERESTS

#### ACM/DPMA (ASSN FOR COMPUTING MACHINERY/DATA PROCESSING MANAGEMENT ASSN)

By uniting ACM colleagues in geographical areas, ACM offers computer professionals the opportunity to gain immediate access to technological advances, to establish a personal networking system through chapters and local special interest groups, through student chapters. ACM is able to introduce students to the benefits of a professional society. DPMA's primary purpose is to engage in education and research activities focused on the development of effective programs from the self-improvement of the individual member. We seek to encourage high standards of competence and to promote a professional attitude among its members.

#### AMERICAN SIGN LANGUAGE

To promote deaf awareness, equality, deaf rights, help ASL students to learn ASL, social improvements, and learn about deaf culture.

#### BALLROOM DANCE

It has been said, "Dance is life put to music." We promote Ballroom Dancing through education, training, travel, and performance.

#### BAPTIST CAMPUS MINISTRIES

To provide fellowship, support, and Bible study to encourage students, faculty, staff, and families to continue in their personal relationship with Jesus Christ.

#### BEST BUDDIES

To provide an opportunity for college students and persons with mild to moderate mental retardation to become friends. Activities are designed to build lasting friendships between College Buddies. Best Buddies develop their relationships by going to movies, sports events, concerts, museums; by participating together in recreational activities; by simply picking up the phone to say "Hello."

## CLUBS AND ORGANIZATIONS 1996-1997

### SPECIAL INTERESTS (Continued)

CHI ALPHA	Reconciling students to Christ -- to have a place all Christians can get together as a college community of fun activities, to worship, pray and discipleship.
COGITO ERGO PINGO	"I think, therefore I paint." The purpose is to enhance opportunities in visual arts by expanding individual and social development with professionals and peers in the visual arts field. Open to anyone interested in aesthetics.
COLLEGE REPUBLICANS	To inform the student body and the general public of political events, campaigns, etc. and encourage support of elections and candidates.
DRAFTING--Pi Sigma Tau	A student society dedicated to the professional development of its members in the area of Drafting and Design Technology. The society invites all career-oriented individuals with the desire to be involved with the organization's professional and collegiate activities.
ENVIRONMENTAL CLUB	Make a difference in restoration, protection, and education programs on campus and in the surrounding community. Contact other environmental groups around the world for unity and environment.
FREEDOM RINGS	To provide a peer group, resources, and information to students and community members with alternative lifestyles. To promote education, awareness, and understanding about alternative lifestyle at UVSC and in the community.
GAME CLUB	To supply the opportunity for students to play different games.

## CLUBS AND ORGANIZATIONS 1996-1997

### SPECIAL INTERESTS (Continued)

#### HAM CLUB

To promote amateur radio among all community members and to be of service to the community and emergency organizations.

#### HEALTH AWARENESS KLUB (HAWK)

To educate the student body about substance abuse prevention and other healthy lifestyle choices through activities and events on campus.

#### HUMANITIES CLUB

To encourage students to participate in and attend events and lectures related to the Humanities curriculum (visual art, theater, film, sculpture, dance, literature, music, etc.) and to foster a better understanding and appreciation of the arts and the values they communicate.

#### LDSSA

The goal of the Latter Day Saints Student Association is to bring students unto Christ. This is accomplished by student participation with religious education and student activities which include community service, dances, show choir, and many other activities.

#### LAMBDA DELTA SIGMA

A sorority sponsored by the LDS church to strengthen women, allowing them to have influence in student affairs, render campus and community services, enjoy wholesome social activities and build lasting bonds.

#### PSI BETA (Psychology Honor Society)

To encourage the students' interest and dedication to the field of psychology. To enhance leadership skills to provide interaction with professors outside of class. To benefit the campus and community through programs and services.

## CLUBS AND ORGANIZATIONS 1996-1997

### SPECIAL INTERESTS (Continued)

#### RAINBOW (ABLE)

Advance awareness, Believe in ourselves, Lend service to the community and others, Encourage integration for students as well as others with disabilities. Membership is not limited to those with disabilities. "Be in touch with the world around us."

#### SIGMA GAMMA CHI

A fraternity sponsored by the LDS church to promote leadership, scholarship, spirituality, service, patriotism, and brotherhood. This is a great opportunity to get involved in school affairs and meet people.

#### SYNERGY

Allows students interested in dance to develop their skill and also give UVSC students more depth in the Fine Arts.

#### THEATRE GUILD

To unite the students and community benefactors in supporting the needs of the theatre programs; to participate in supporting other programs; to encourage students and public involvement in theatre educational programs professional and community productions, workshops, conferences, and activities locally and nationally at UVSC.

#### UTAH VALLEY COLLEGIATE AERO CLUB

To promote interest in the science of aviation and increase public awareness of and appreciation for the importance of aviation in our world.

#### VICA Automotive

To incorporate the goals of the National VICA Organization. We also provide an opportunity for exploring different areas of the automobile industry such as: management, technical leadership, and especially the fun areas of the automobile industry.

# CLUBS AND ORGANIZATIONS

## 1996-1997

### Special Interests (Continued)

#### WOMEN'S CONNECTION

Women's Resource Center of UVSC is dedicated to provide information, assistance, and referral concerning the opportunities and resources available on campus and in the community. We are established to help the traditional and non-traditional student alike to access resources, problem solving, and handle stress. We hope to give women the needed support to stay in school long enough to receive the certificates and degrees necessary to becoming self-sufficient.

#### HOCKEY

There will be practices, games, and inter-club games held at Utah Lake State Park Ice Rink and other ice facilities if needed. Our goals are to expand the athletic support and athletic program and to receive extramural status in the near future.

#### MEN'S SOCCER CLUB

To give students the opportunity to build team participation as well as compete against other college students.

#### OUTDOOR RECREATION AND RENTALS

Any college organized activity implementing rock climbing, rappelling, rafting, or any other outdoor activity in their program is required to go through the Outdoor Recreation Department. Such activities require special training and equipment. Because of the high liability of these activities safety is the utmost importance.

#### RODEO CLUB

Competes in college rodeos throughout Utah and Idaho. Enjoy competing together as a team and participating in many other activities outside of rodeo competition. This club is open to anyone who is interested in rodeo whether you ride, rope, or just enjoy a great time.

## CLUBS AND ORGANIZATIONS 1996-1997

### Sports (Continued)

#### SNOW BOARD

To involve the student body in the sport of snow boarding. To involve those that want to compete on the competitive level; to introduce those that want to learn; to give an opportunity; to bring students together and make great friendships.

#### SKI

Provide leadership opportunities for many students; get discounts to all members; boost members' confidence in skiing by providing instruction on "How to Ski"; some socials to meet others as well as do service.

#### VOLLEYBALL

For men to have an opportunity to play competitive volleyball against other colleges and universities outside and inside the state, and to teach the fundamentals of volleyball to those who wish to learn.

#### UTAH VALLEY CYCLISTS

To endeavor to bring people with like interests together for group rides and outings. To heighten student awareness of the wonderful lifetime, social, and physical benefits of cycling. The club also wishes to improve safety through public awareness in Utah Valley.

#### UTAH VALLEY LACROSSE

To spread the sport of Lacrosse to Utah Valley.

#### WOMEN'S SOCCER CLUB

To further our soccer abilities and skills. To have fun, to represent UVSC, and broaden students' soccer experience.

Source: Utah Valley State College, Inter-Club Council

## CONTENTS

### FINANCE

History of Education and General Operating Budgets and Appropriations .....	91
History of State Appropriations Per FTE .....	92
Education and General Operating Funds Use Expenditure Category(graph) .....	93
Education and General Operating Funds Expenditure Purpose (graph) .....	94
Education and General Revenue Sources(graph) .....	95
History of Education and General Operating Budget and Appropriation(graph) .....	96
Fuel and Power Expenditures(graph) .....	97
Scholarship Activity Report .....	98
Tuition Waiver Activity Report .....	100
Financial Aid Activity Report .....	102
Contracts and Grants Summary .....	103
Private Funding .....	104



## HISTORY OF EDUCATION AND GENERAL OPERATING BUDGETS AND STATE APPROPRIATIONS

<u>Year</u>	<u>Total Budget</u>	<u>State General U.S.F. Fund</u>	<u>Percentage</u>
1996-97	\$40,060,000	\$24,380,200	60.86%
1995-96	\$37,960,000	\$22,138,100	58.32%
1994-95	\$33,800,000	\$19,454,300	57.56%
1993-94	\$29,663,000	\$17,364,100	58.54%
1992-93	\$26,416,500	\$16,121,200	61.03%
1991-92	\$23,538,800	\$14,994,600	63.70%
1990-91	\$21,319,500	\$13,939,400	65.38%
1989-90	\$18,856,800	\$12,370,900	65.60%
1988-89	\$17,268,400	\$11,449,800	66.30%
1987-88	\$16,796,426	\$11,162,400	66.46%
1986-87	\$15,967,752	\$10,716,500	67.11%
1985-86	\$15,400,281	\$10,723,475	69.63%
1984-85	\$13,854,100	\$9,963,500	71.92%
1983-84	\$12,021,700	\$7,997,700	66.53%
1982-83	\$11,377,500	\$7,671,400	67.43%
1981-82	\$10,281,200	\$7,054,100	68.61%
1980-81	\$8,656,400	\$6,206,500	71.70%
1979-80	\$7,462,800	\$5,346,500	71.64%

Source: Utah Valley State College, Budget Office  
Excludes supplementals and one-time reductions

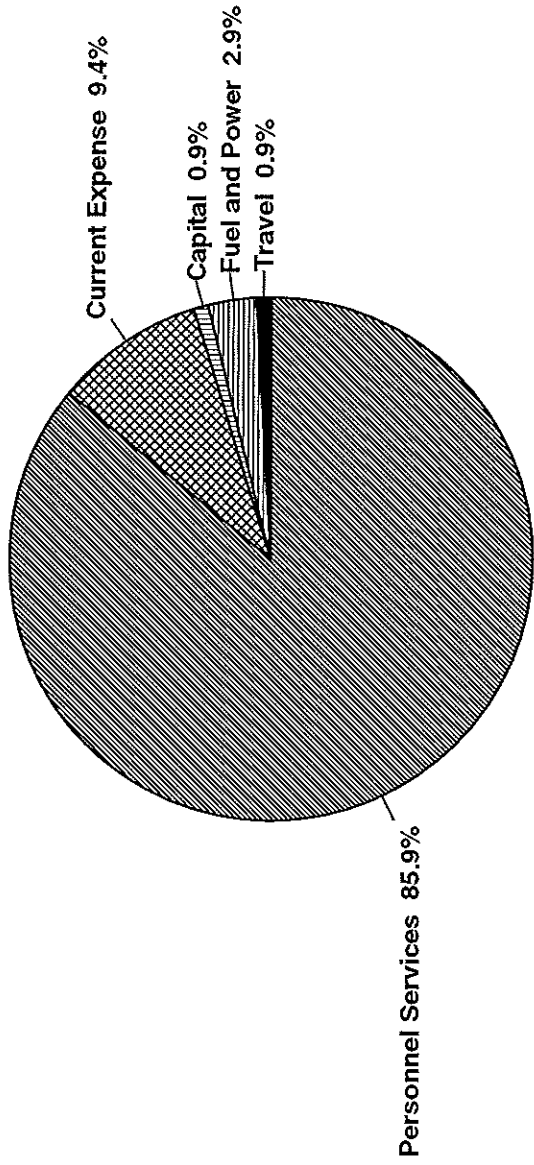
## HISTORY OF STATE APPROPRIATIONS PER FTE\*

<u>Year</u>	<u>Base State Appropriation</u>	<u>Annualized FTE</u>	<u>Appropriation Per FTE</u>
1995-96	\$22,138,100	8,988	\$2,463
1994-95	\$19,454,300	8,437	\$2,306
1993-94	\$17,364,100	8,021	\$2,165
1992-93	\$16,121,200	7,472	\$2,158
1991-92	\$14,994,600	6,732	\$2,227
1990-91	\$13,939,400	5,787	\$2,409
1989-90	\$12,370,900	5,854	\$2,113
1988-89	\$11,449,800	5,329	\$2,149
1987-88	\$11,162,400	5,302	\$2,105
1986-87	\$10,716,500	5,206	\$2,058
1985-86	\$10,723,475	4,899	\$2,189
1984-85	\$9,963,500	4,947	\$2,014
1983-84	\$7,997,700	5,272	\$1,517
1982-83	\$7,671,400	5,035	\$1,524
1981-82	\$7,054,100	4,349	\$1,622
1980-81	\$6,206,500	3,840	\$1,616
1979-80	\$5,346,500	3,250	\$1,645

\*FTE = Full-time equivalent

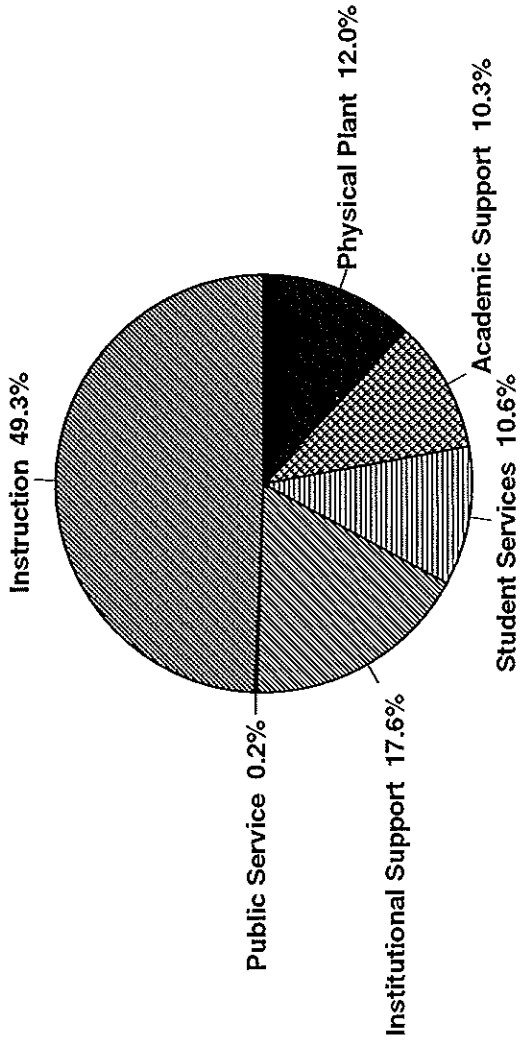
Source: Utah Valley State College, Budget Office

**EDUCATION & GENERAL OPERATING FUNDS  
USE EXPENDITURE CATEGORY 1996 - 1997**



Source: Utah Valley State College, Budget Office

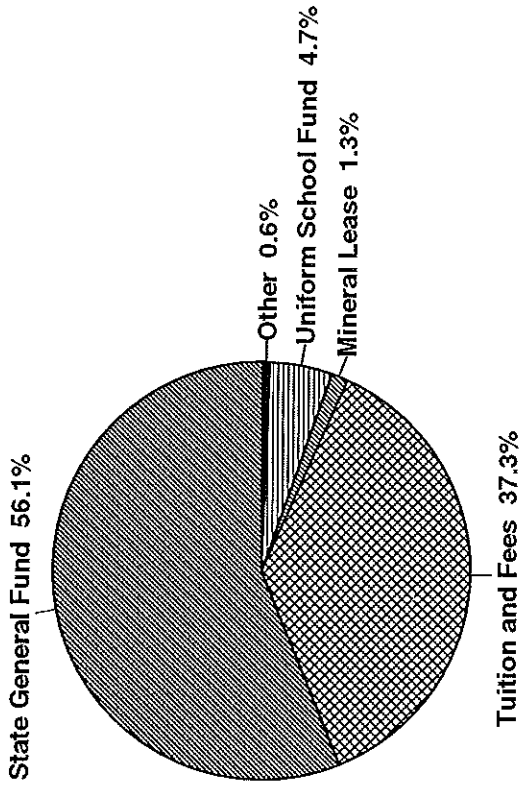
**EDUCATION AND GENERAL OPERATING FUNDS  
EXPENDITURE PURPOSE 1996 - 1997**



Source: Utah Valley State College, Budget Office

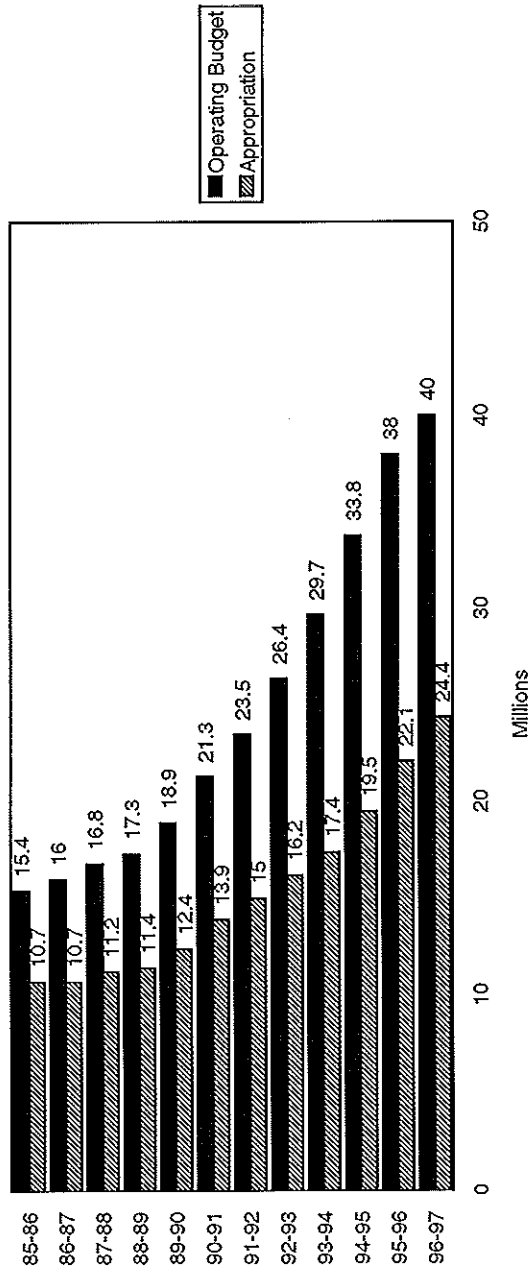
# EDUCATION AND GENERAL REVENUE SOURCES

1996 - 1997



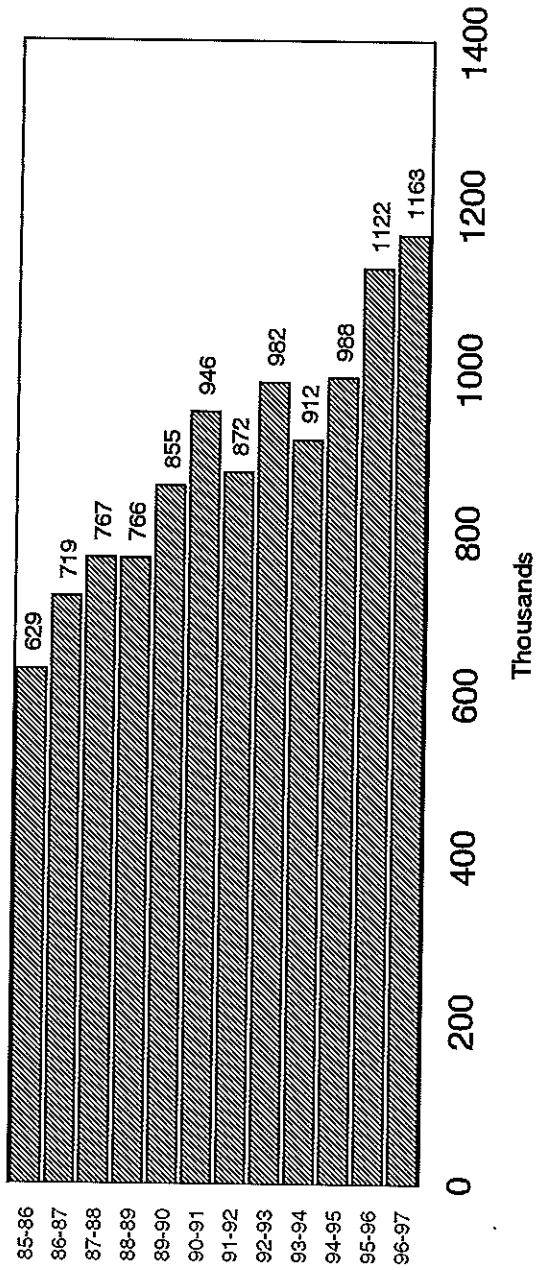
Source: Utah Valley State College, Budget Office

# HISTORY OF EDUCATION AND GENERAL OPERATING BUDGET AND STATE APPROPRIATION



Source: Utah Valley State College, Budget Office

**FUEL AND POWER EXPENDITURES  
(INCLUDES ENERGY PROJECTS APPROVED BY THE BOARD OF REGENTS)**



Source: Utah Valley State College, Budget Office

**SCHOLARSHIP ACTIVITY REPORT**  
**1995-96**

<u>Name</u>	<u>Number</u>	<u>Amount</u>
Allyson Walker Ollivier	1	\$ 500
Athletic	72	27,296
Beth Tolbert	1	780
Blaine and Louise Clyde	3	1,164
Val A. Browning Foundation Trust	6	3,473
Irma Burge	1	262
Donald and Renee Butler	1	250
Carrol M. Reid Memorial	1	1,456
Victor and Fae Cartwright	7	4,870
Cass Scholarship	16	90,723
Central Bank	1	216
Don James	5	2,687
Doug White Plumbing	4	1,058
General	1	1,925
Geneva Steel Employee	3	1,500
C. T. Greer Nursing	3	1,500
Stephen W. Gibson	1	600
Orville and Betha Gunther Family	1	597
Homebuilders	2	756
Veonne Howlett Memorial	2	1,876
Key Bank	2	1,400



**SCHOLARSHIP ACTIVITY REPORT**  
**1995-96**  
 (continued)

<u>Name</u>	<u>Number</u>	<u>Amount</u>
		\$
Marvin and Ethelynn Higbee	1	
Miscellaneous	25	6,536
Mexican National Business	1	2,406
Mountain Fuel	3	984
New Opportunities	1	433
Orem Rotary	3	1,200
George F. Pearson Trust	10	5,970
Richard T. Peery Foundation	5	6,315
Pleasant Grove Health	1	1,194
Presidential Scholars	25	29,650
Rodeo	8	4,028
Springville Rotary	3	3,844
Stouffer Foods	3	1,791
Student Activities	1	597
Student Alumni Association	14	7,220
Utah Career Teaching	2	2,814
<b>TOTAL</b>	<b>240</b>	<b>\$219,962</b>

Source: Utah Valley State College, Financial Aid Office and Institutional Advancement

## TUITION WAIVER ACTIVITY REPORT 1995-96

<u>Name</u>	<u>Number</u>	<u>Amount</u>
Athletic Non-resident	15	\$ 15,522
Athletic Non-resident Full	4	13,164
Athletic	76	64,334
College Relations Half-tuition	29	12,558
Financial Aid Discretionary	14	9,706
Financial Aid Impecunious	9	2,985
Financial Aid Non-resident	2	1,194
First Time Needs	4	4,179
First Time Student	84	83,096
GED Tuition	2	1,791
General Studies	14	12,935
Governor Vocational	21	17,394
Learning Enrichment Center	4	2,388
Mac Cultural Diversity Full-tuition	30	31,887
Mac Cultural Diversity Half-tuition	47	22,312
Performing Arts Music	56	35,847
Performing Arts Theater	19	14,328
President Discretionary	7	4,404

**TUITION WAIVER ACTIVITY REPORT**  
**1995-96**  
 (continued)

<u>Name</u>	<u>Number</u>	<u>Amount</u>
President Scholarship	25	\$ 29,100
Public Relations	17	10,475
School of Business	152	59,137
School of Health Occupations	53	45,549
School of Humanities	54	45,018
School of Trades and Technology	62	26,703
Second Year Tuition	46	44,856
Special Attainment	4	3,852
Sterling Scholar Tuition	11	8,955
Student Activities	46	33,807
Student Activities Non-resident	20	13,834
Student Life Half-tuition	23	10,149
Vice President Discretionary	5	5,024
<b>TOTAL</b>	<b>955</b>	<b>\$686,483</b>

Source: Utah Valley State College, Office of Financial Aid

## FINANCIAL AID ACTIVITY REPORT 1995-1996

<u>GRANTS</u>	<u>NUMBER OF STUDENTS</u>	<u>AMOUNT</u>
Pell	3,384	\$4,421,409
SEOG	1,056	345,434
SSIG	334	111,310
<u>LOANS</u>		
Perkins	115	247,399
PLUS Loans	17	71,569
Stafford	2,201	4,821,241
Short-Term	4,145	2,398,726
Unsubsidized Stafford	383	584,472
<u>EMPLOYMENT</u>		
Federal Work-Study	80	123,066
<b>TOTAL</b>	<b>11,715</b>	<b>\$13,124,626</b>

Source: Utah Valley State College, Office of Financial Aid

## GRANTS AND CONTRACTS SUMMARY - 1995-1996

<u>General</u>	<u>Amount</u>	<u>Foundation/Corporation</u>	<u>Amount</u>
Multi-media	\$ 37,500	Eldred	\$ 3,000
Theatre Program	1,377	Stewart	2,000
SBDC	73,002	NCATC	2,500
Fire Science	793,219	Bamberger	3,500
Child Care (R&R)	74,720	Sabina Trading	50,000
CCRR Specialist	23,000	TsAGI	5,000
CASS/Cycle K	242,481	United Way	15,000
Talent Search	206,000	Conoco	15,000
Distance Learning	483,919	Eccles	250,000
NASA/JPL	10,000	Novell	5,500
Ind. W. Disabilities	110,000	<b>TOTAL</b>	<b>\$351,500</b>
Upward Bound	226,757		
DOE	38,904		
NIST	995,000		
MtInd. Assess.	10,000	Flow-Through	<u>Amount</u>
School to Career	85,234	ATC Services - Regents	282,500
ARPA (IMET)	164,709	Technology Int.	307,000
ARPA (TQM)	17,000	ATC Services - Dept. Ed.	360,569
Youth for Understanding	7,892	Custom Fit (CTEG)	75,589
Mongolian	34,550	Displaced Homemakers	103,565
REAP (Int.)	7,800	Perkins	532,196
Env. Tech.	4,978	USOE YW Math	5,000
ARPA (IMET)	10,000	Single Parent	81,300
Internet (IMET)	75,000	Gender Equity	66,300
NIST (UMEP)	106,681	Tech Prep	195,310
Schools to Careers	274,383	<b>TOTAL</b>	<b>\$2,009,329</b>
<b>TOTAL</b>	<b>\$4,114,106</b>		

Source: UVSC, Development Office

**PRIVATE FUNDING  
(INCLUDES FOUNDATIONS, CORPORATIONS, BUSINESSES, AND INDIVIDUALS)**

	<u>1991-92</u>	<u>1992-93</u>	<u>1993-94</u>	<u>1994-95</u>	<u>1995-96</u>
UNRESTRICTED:	2,745	\$8,000	\$21,173	\$2,395	\$19,445
RESTRICTED:	510,049	316,124	283,330	792,738	3,527,893
ENDOWMENT:	299,201	141,061	121,139	29,084	155,192
GIFTS IN KIND:	183,675	279,465	165,550	59,578	338,906
<b>Total</b>					
<b>Private Funding</b>	<u>\$995,670</u>	<u>\$744,650</u>	<u>\$591,192</u>	<u>\$883,795</u>	<u>\$4,041,436</u>

Source: Utah Valley State College, Development Office

CONTENTS

FACILITIES

Physical Facilities, Building Square Feet ..... 105  
Physical Facilities, Buildings in Progress ..... 106  
Physical Facilities, Priority Requests ..... 107

## PHYSICAL FACILITIES AS OF JULY 1, 1996

<u>Building</u>	<u>Gross Square Feet</u>
Activity Center	39,500
Administration Building	81,645
Automotive Building	96,878
Business Building	71,520
Central Plant & Auxiliary Buildings	11,162
Environmental Technology Lab	6,715
Trades Building	140,815
Learning Resource Center	91,577
Pioneer House	1,511
Physical Education /Special Events Building	225,410
Planning Center & Auxiliary Buildings	19,737
Science Building	82,482
Student Center	92,023
President's Residence	5,705
 Total Square Feet*	 966,680

\*SQUARE FOOTAGE FIGURES ARE APPROXIMATE

Source: Utah Valley State College, Planning Facilities Office



**PHYSICAL FACILITIES  
BUILDINGS IN PROGRESS 1997**

Buildings in Progress

Gross Square Feet

Mountainland Applied Technology  
Center - West Campus

Approximately 52,000

Source: Utah Valley State College, Planning Facilities Office

## PHYSICAL FACILITIES

<u>Priority Requests for 1997</u>	<u>Gross Square Feet</u>
Technology Building	110,100
Student Center Addition	35,000
Space Utilization/Capacity Enhancement	33,900
Physical Plant/Receiving Complex	79,700
Humanities & Arts Building	78,900
Total Net Square Feet*	337,600

\* SQUARE FOOTAGE FIGURES ARE APPROXIMATE

Source: Utah Valley State College, Planning Facilities Office

## CONTENTS

### RESEARCH

New Student Survey .....	108
What is your student status? .....	109
How far is your home from UVSC? .....	110
How did you learn about UVSC? .....	111
What are your living arrangements? .....	112
Will you need financial assistance? .....	113
How many semesters do you plan to attend? .....	114
Are you a member of a single parent family? .....	115
Are you a single parent? .....	116
Has anyone in your family completed a four-year college degree? .....	117
If yes, what is the highest degree for your father, mother, brother/sister? .....	118
How many children are in your parents' family? .....	119
How many hours do you plan to work each week while attending school? .....	120
What is your approximate family income? .....	121
How likely are you to pursue a four year degree? .....	122
If you decide to pursue a four-year degree, where would UVSC rank as an option? .....	123
If UVSC was not your first choice, please indicate your first choice .....	124
Why did you choose to attend UVSC? .....	125

## **NEW STUDENT SURVEY FALL 1996**

During the Fall of 1996, 2,483 NEW students completed this survey. According to the survey, 81 percent of NEW students work more than 10 hours per week. Approximately 50 percent of all NEW students live with parents or relatives and about 25 percent live with other students.

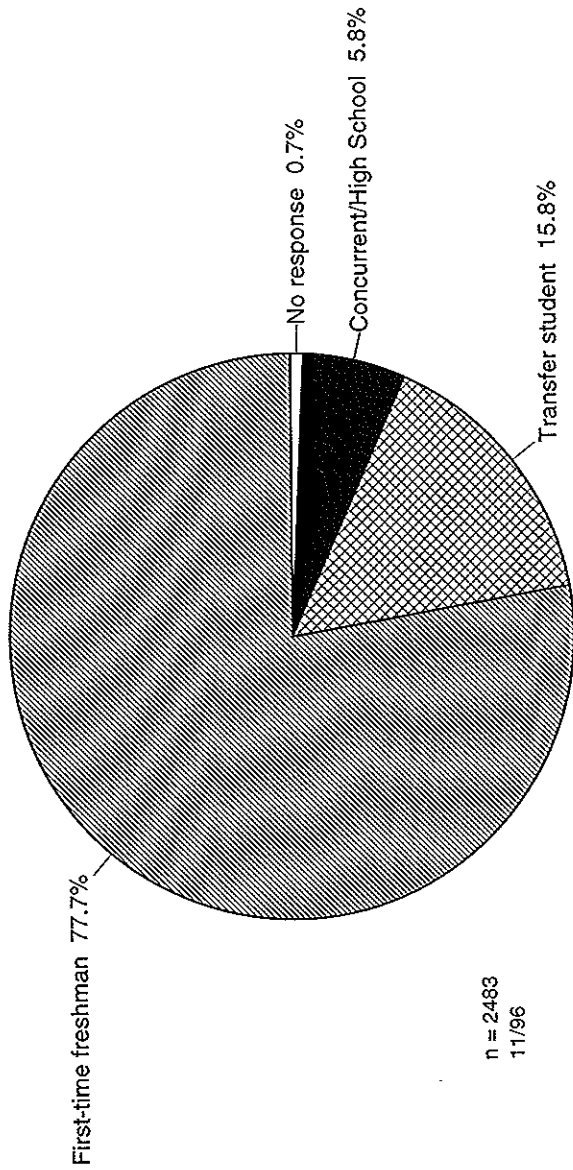
Fifty-two percent of NEW students need financial assistance.

Fifty-nine percent of NEW students come from families with five or more children.

Any questions regarding this data can be directed to the Office of Institutional Research and Management Studies.

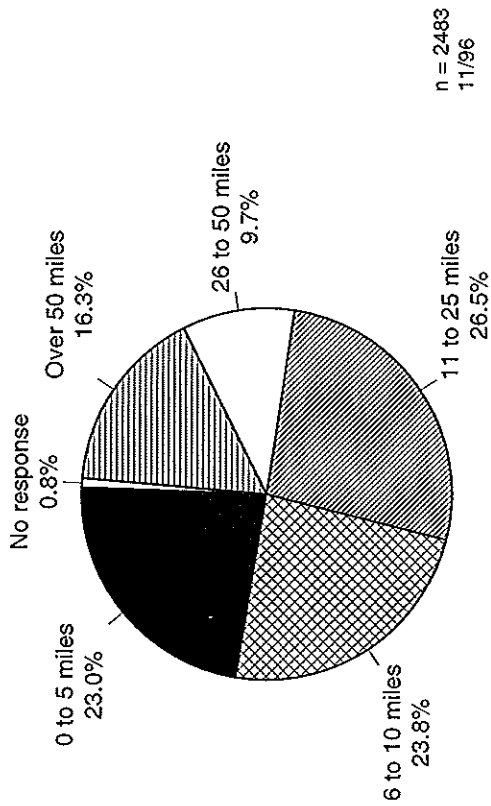
# WHAT IS YOUR STUDENT STATUS?

## Fall 1996 New Student Survey



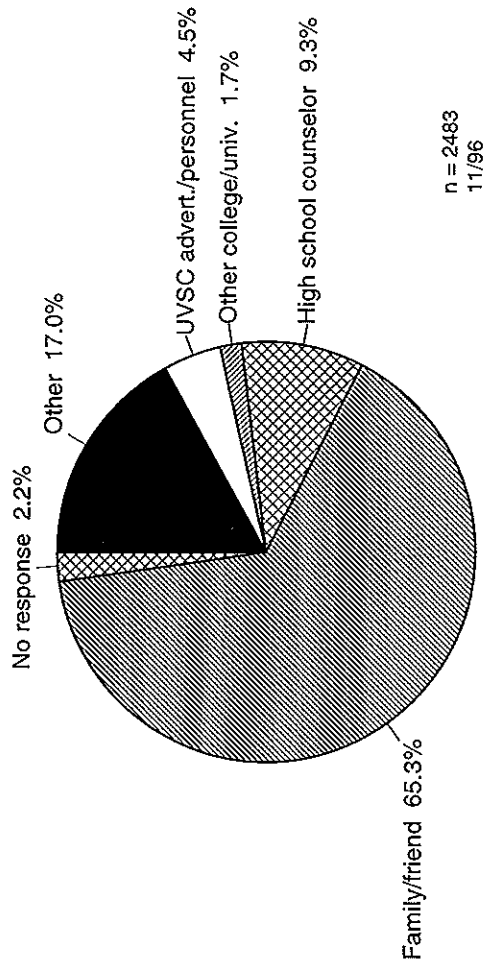
Source: Utah Valley State College, Assessment Center

## HOW FAR IS YOUR HOME FROM UVSC? Fall 1996 New Student Survey



# HOW DID YOU LEARN ABOUT UVSC?

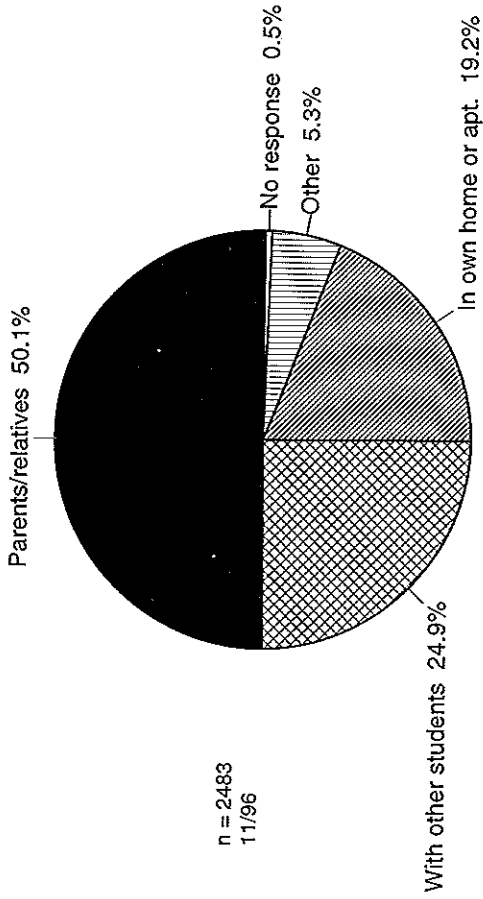
## Fall 1996 New Student Survey



Source: Utah Valley State College, Assessment Center

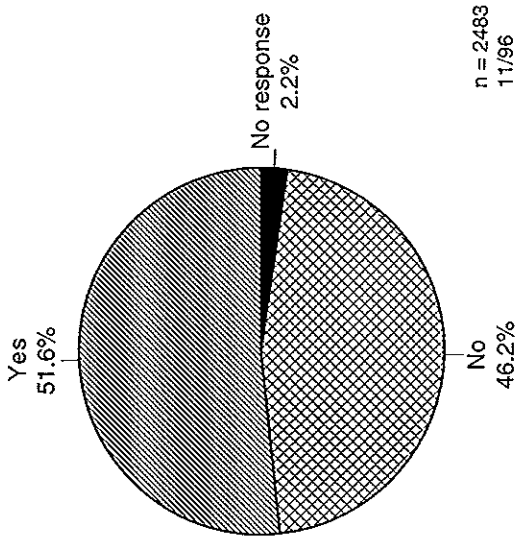
# WHAT ARE YOUR LIVING ARRANGEMENTS?

## Fall 1996 New Student Survey





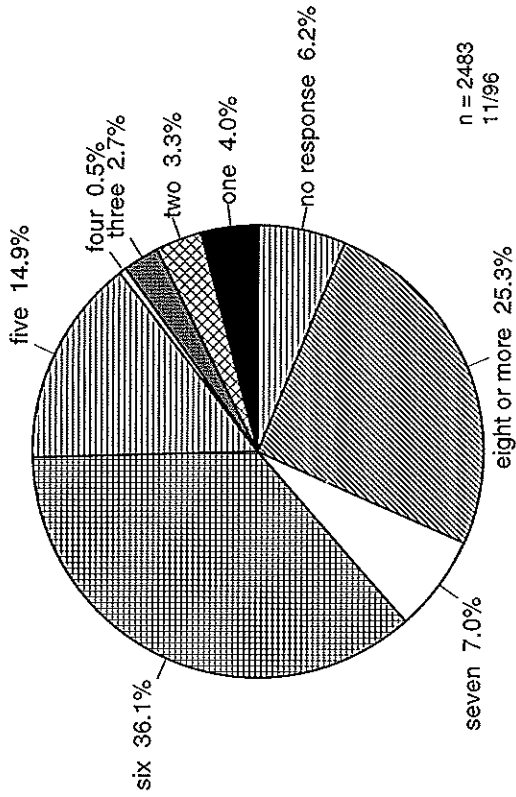
**WILL YOU NEED FINANCIAL ASSISTANCE?**  
**Fall 1996 New Student Survey**



Source: Utah Valley State College, Assessment Center

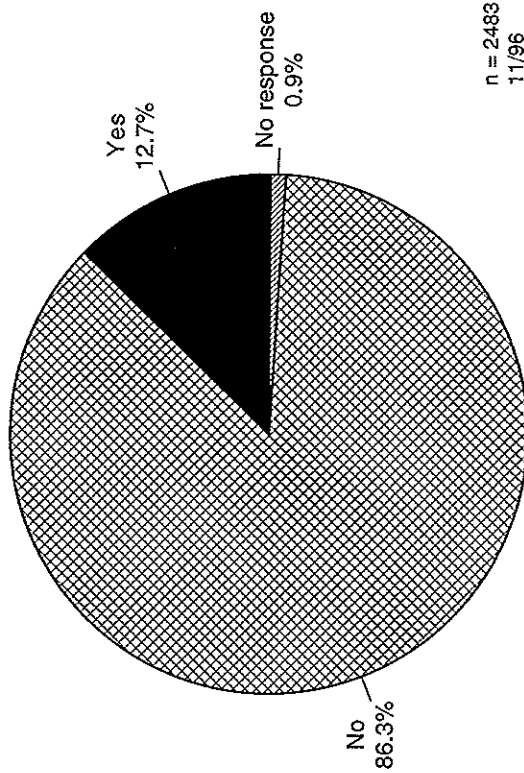
# HOW MANY SEMESTERS DO YOU PLAN TO ATTEND?

## Fall 1996 New Student Survey



n = 2483  
11/96

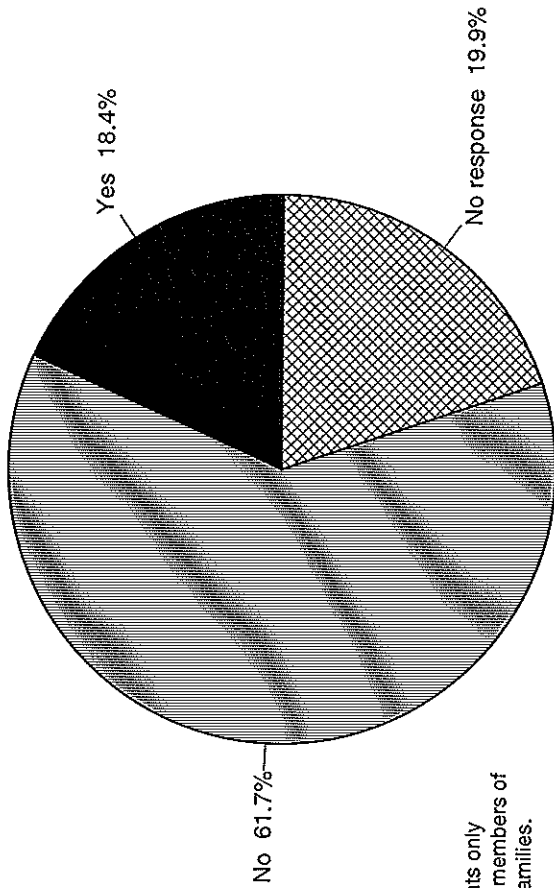
**ARE YOU A MEMBER OF A SINGLE PARENT FAMILY?**  
Fall 1996 New Student Survey



Source: Utah Valley State College, Assessment Center

# IF YOU ARE A MEMBER OF A SINGLE PARENT FAMILY, ARE YOU A SINGLE PARENT?

## Fall 1996 New Student Survey



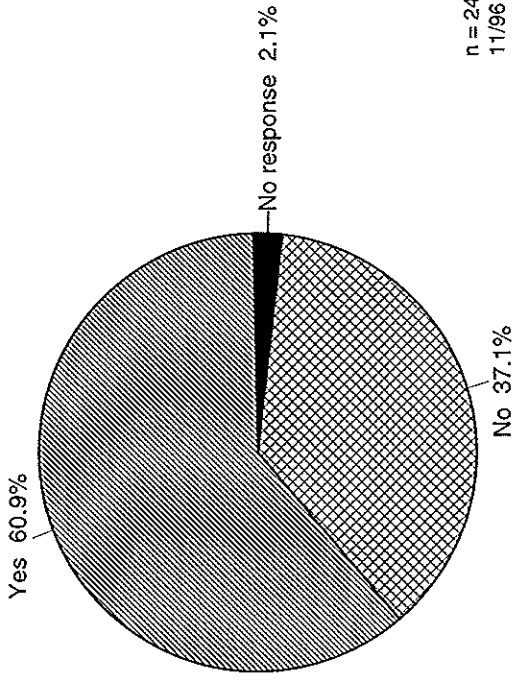
n = 316  
11/96

Chart represents only those who are members of single-parent families.

Source: Utah Valley State College, Assessment Center

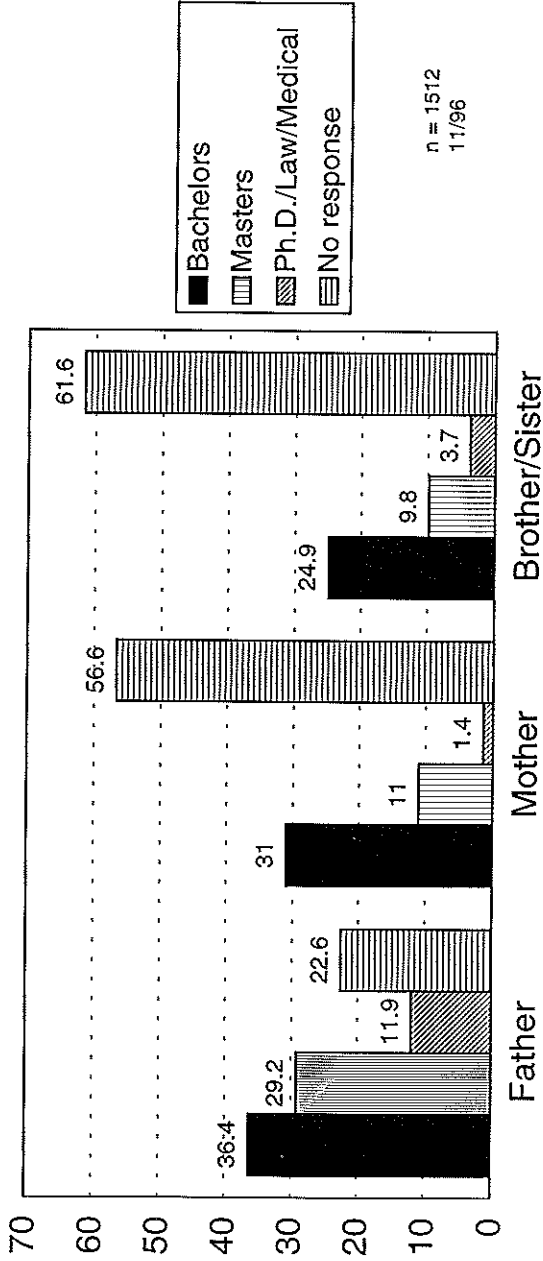
# HAS ANYONE IN YOUR FAMILY COMPLETED A FOUR-YEAR COLLEGE DEGREE?

## Fall 1996 New Student Survey



n = 2483  
11/96

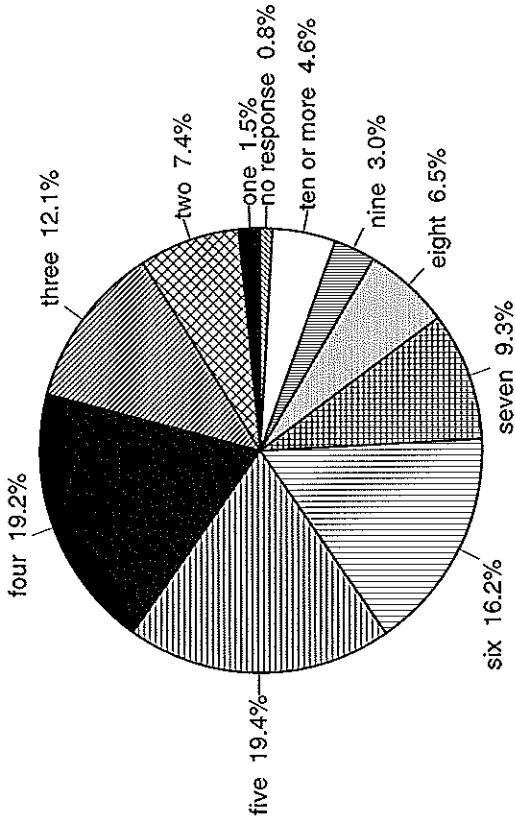
**IF ANYONE IN YOUR FAMILY HAS COMPLETED A COLLEGE DEGREE,  
WHAT IS THE HIGHEST DEGREE FOR YOUR:  
Fall 1996 New Student Survey**



Source: Utah Valley State College, Assessment Center

# HOW MANY CHILDREN (INCLUDING YOURSELF) ARE IN YOUR PARENTS' FAMILY?

## Fall 1996 New Student Survey

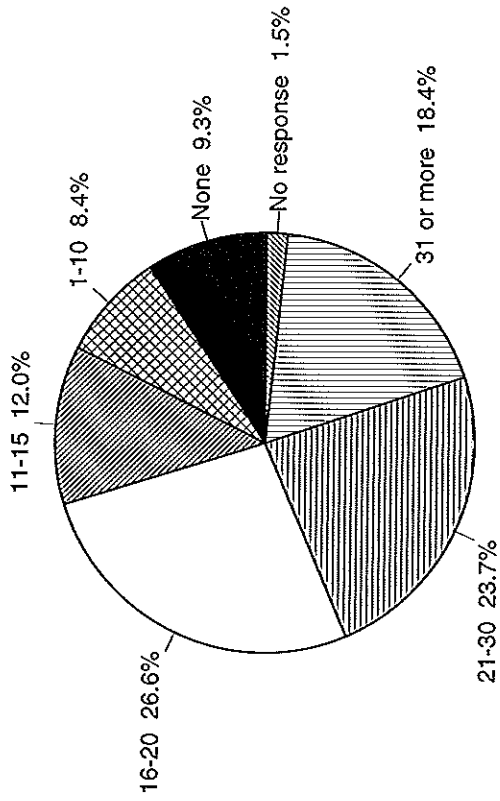


n = 2483  
11/96

Source: Utah Valley State College, Assessment Center

# HOW MANY HOURS DO YOU PLAN TO WORK EACH WEEK WHILE ATTENDING SCHOOL?

## Fall 1996 New Student Survey

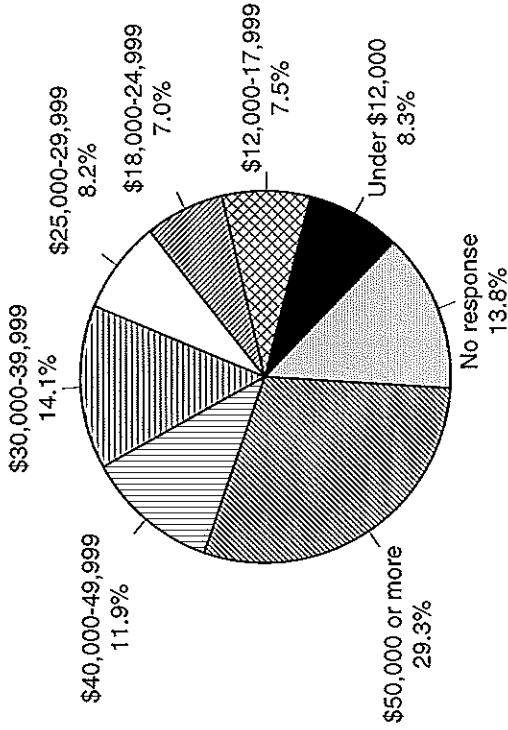


n = 2483  
11/96



# WHAT IS YOUR APPROXIMATE FAMILY INCOME?

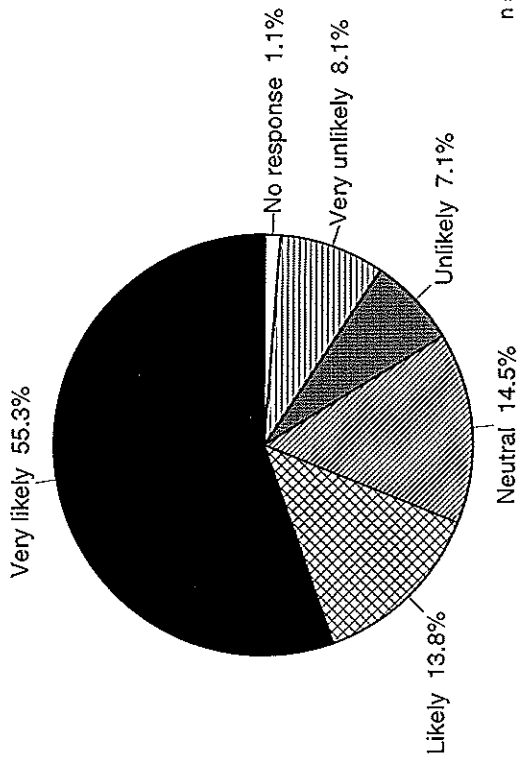
## Fall 1996 New Student Survey



Source: Utah Valley State College, Assessment Center

# HOW LIKELY ARE YOU TO PURSUE A FOUR-YEAR DEGREE?

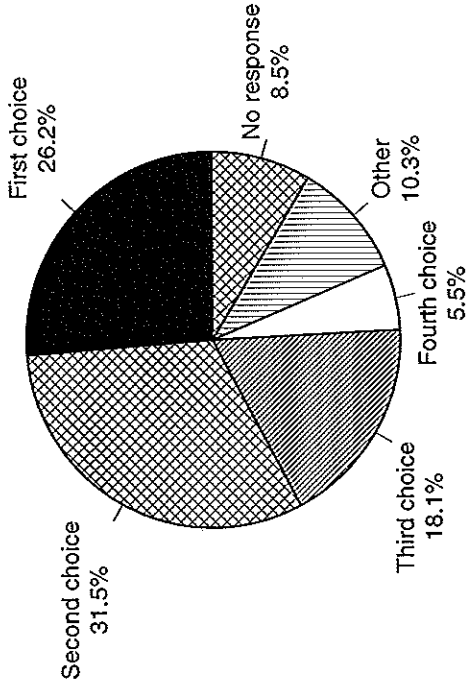
## Fall 1996 New Student Survey



n = 2483  
11/96

**IF YOU DECIDE TO PURSUE A FOUR-YEAR DEGREE,  
WHERE WOULD UVSC RANK AS AN OPTION?**

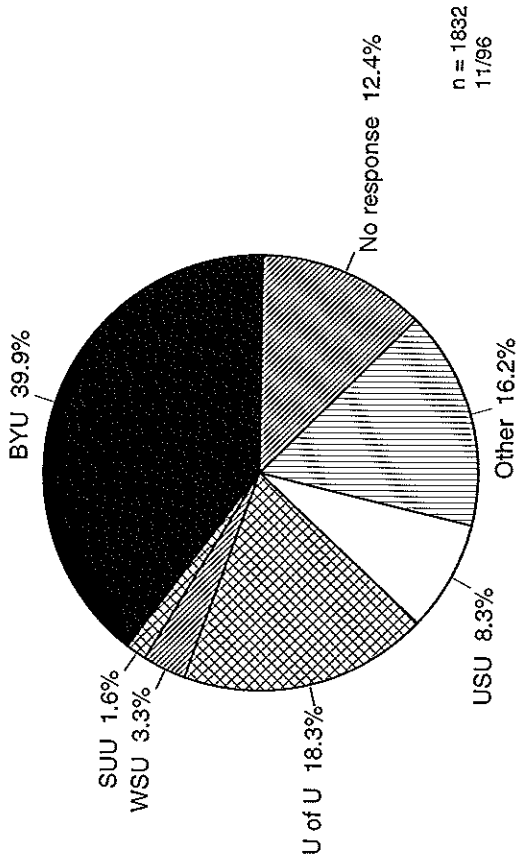
**Fall 1996 New Student Survey**



n = 2483  
11/96

**IF UVSC WAS NOT YOUR FIRST CHOICE, PLEASE INDICATE  
YOUR FIRST CHOICE**

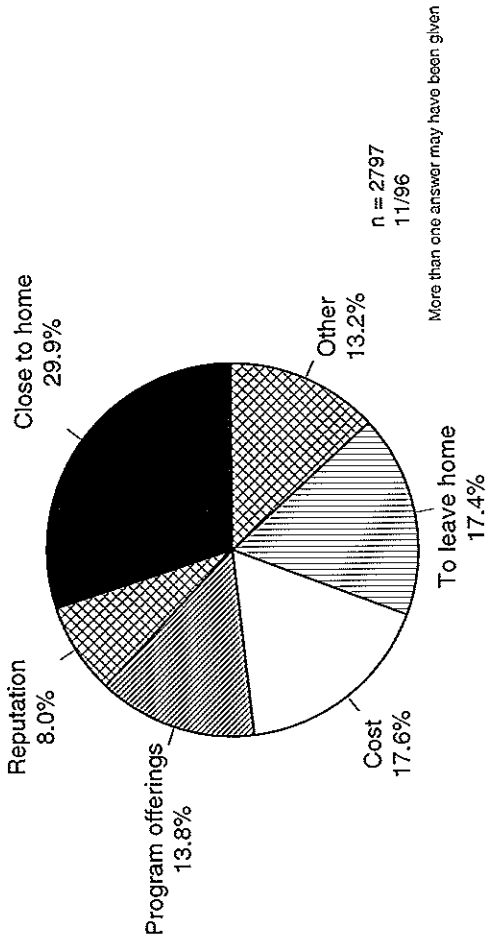
**Fall 1996 New Student Survey**



Source: Utah Valley State College, Assessment Center

# WHY DID YOU CHOOSE TO ATTEND UVSC?

## Fall 1996 New Student Survey



Source: Utah Valley State College, Assessment Center

## INDEX/GLOSSARY

ACE/PACE Presidents .....	71
Advisory Committees .....	76
Age Distribution of Contract Faculty by Degrees and Gender .....	29
Are you a member of a single parent family? .....	115
Are you a single parent? .....	116
Athletics, Final Records and Conference Finishes .....	22
Board of Trustees .....	27
Board of Trustees Chairs .....	28
Citizenship of Foreign Students, Fall 1992-1996 .....	64
Clubs and Organizations .....	82
College Presidents .....	11
College Calendar, 1997 Early Summer Term .....	9
College Calendar, 1996 Fall Term .....	7
College Calendar, 1997 Late Summer Term .....	10
College Calendar, 1997 Spring Term .....	8
College Name Changes .....	11
County Resident/Non-Resident Headcount, Fall Semesters 1991-1995 .....	44
Education and General Operating Funds, Expenditure Category (graph) .....	93
Education and General Operating Funds, Expenditure Purpose (graph) .....	94
Education and General Revenue Sources (graph) .....	95
Employee Awards .....	21
Employment in Utah County by Type .....	26
Enrollment Comparison Annualized FTE Students (graph) .....	40
Enrollment Comparison of Utah Universities and Colleges, Fall 1995 .....	53

INDEX/GLOSSARY (continued)

Enrollment History, Fall 1992-1996 (graph) . . . . .	41
Enrollment History, Spring Semesters 1992-1996 (graph) . . . . .	42
Enrollment History, Summer Terms 1992-1996 (graph) . . . . .	43
Ethnic Distribution of Contract Faculty by Degree and Gender . . . . .	30
Faculty Senate Presidents . . . . .	70
Fall Enrollment Projections (graph) . . . . .	54
Financial Aid Activity Report . . . . .	102
Fuel and Power Expenditures (graph) . . . . .	97
Full-time Equivalent, Fall Semester 1996 . . . . .	39
Geographic Origin of Students, United States, Fall 1992-1996 . . . . .	60
Number of Degrees and Certificates Awarded, 1992-1996 . . . . .	69
Grants and Contracts Summary . . . . .	103
Has anyone in your family completed a four-year college degree? . . . . .	117
Headcount by Area of Study, Fall Semester 1996 (graph) . . . . .	52
Headcount by Class Standing, Fall Semesters 1992-1996 (graph) . . . . .	59
Headcount Distribution by Age, Fall Semesters 1992-1996 . . . . .	56
Headcount Distribution by Ethnic Group, Fall Semesters 1992-1996 . . . . .	57
Headcount Enrollment, Fall Semester 1996 . . . . .	38
History of Education and General Operating Budget and State Appropriation . . . . .	91
History of Education and General Operating Budget and State Appropriation(graph) . . . . .	96
History of State Appropriation per FTE . . . . .	92
History of Utah Valley State College . . . . .	2
Honorary Degree Recipients . . . . .	23


## INDEX/GLOSSARY (continued)

How did you learn about UVSC? .....	111
How far is your home from UVSC? .....	110
How likely are you to pursue a four-year degree? .....	122
How many children are in your parents' family? .....	119
How many hours do you plan to work each week while attending school? .....	120
How many semesters do you plan to attend? .....	114
If UVSC was not your first choice, please indicate your first choice .....	124
If yes, what is the highest degree for your father, mother, brother/sister? .....	118
If you decide to pursue a four-year degree, where would UVSC rank as an option? .....	123
Institutional Mission .....	1
Main Feeder High Schools for UVSC, Fall Semester 1996 .....	47
Male/Female Headcount, Fall Semesters 1992-1996 (graph) .....	58
Mean Age of Students, Fall Semesters 1992-1996 (graph) .....	55
New Student Survey .....	108
Part-time/Full-time Headcount, Fall Semesters 1992-1996 .....	50
Part-time/Full-time Headcount, Fall Semesters 1992-1996 (graph) .....	51
Physical Facilities, Buildings in Progress .....	106
Physical Facilities, Buildings Square Feet .....	105
Physical Facilities, Priority Requests .....	107
Private Funding .....	104
Rank by Department .....	35
Resident/Non-Resident Headcount (graph) .....	48
Scholarship Activity Report .....	98
Student Body Presidents .....	17



## INDEX/GLOSSARY (continued)

Teacher of the Year .....	20
Total Employees .....	37
Tuition and Student Fees .....	16
Tuition Waiver Activity Report .....	100
Universities Represented by Doctorates of Contract Faculty and Administrators .....	31
Utah Commissioners of Higher Education .....	13
Utah State Board of Regents .....	12
Utah State Board of Regents Chairs .....	13
Utah State Board for Vocational Education Chairs .....	14
Utah System of Higher Education .....	15
Utah System of Higher Education, Headcount by Utah County Residency (graph) .....	49
Utah Valley Population .....	25
Utah Valley State College Alumni Association Board of Directors .....	74
Utah Valley State College Alumni Past President's Club .....	75
Utah Valley State College Foundation Board .....	72
Utah Valley State College Foundation Members .....	73
Utah Valley State College Student Alumni Association Officers .....	75
What are your living arrangements? .....	112
What is your approximate family income? .....	121
What is your student status? .....	109
Why did you chose to attend UVSC? .....	125
Will you need financial assistance? .....	113



INTERNATIONAL  
BUSINESS  
COLLEGE

LOS ANGELES  
UNIVERSITY

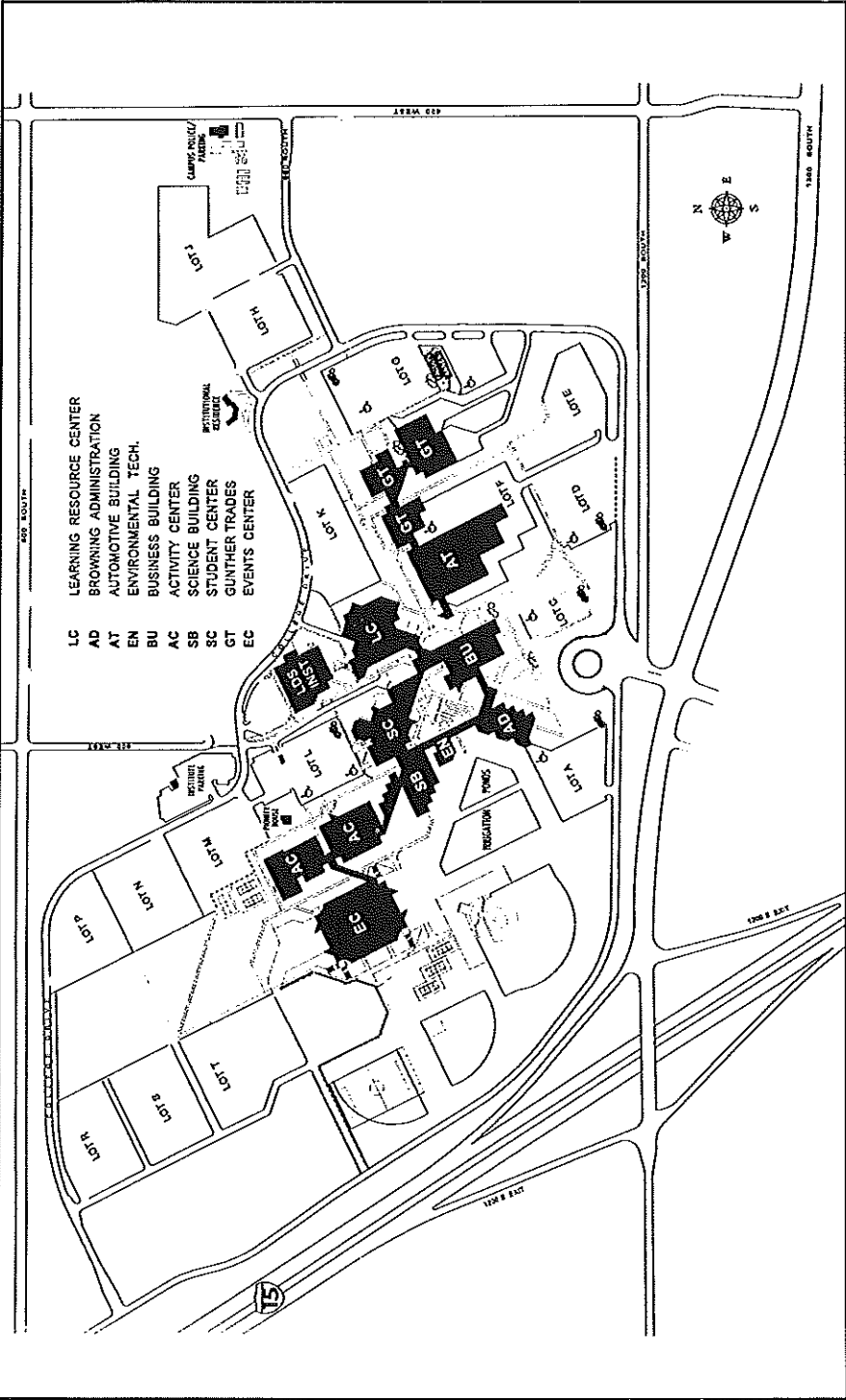
WILSON  
UNIVERSITY

WILSON  
UNIVERSITY

WILSON  
UNIVERSITY

WILSON  
UNIVERSITY

CAMPUS ENTRANCE



- LC LEARNING RESOURCE CENTER
- AD BROWNING ADMINISTRATION
- AT AUTOMOTIVE BUILDING
- EN ENVIRONMENTAL TECH.
- BU BUSINESS BUILDING
- AC ACTIVITY CENTER
- SB SCIENCE BUILDING
- SC STUDENT CENTER
- GT GUNTHER TRADES
- EC EVENTS CENTER



1800 SOUTH

1200 AVENUE

1000 EAST

1000 WEST

1000 NORTH

1000 SOUTH

LOT 1

LOT 2

LOT 3

LOT 4

LOT 5

LOT 6

LOT 7

LOT 8

LOT 9

LOT 10

LOT 11

LOT 12

LOT 13

LOT 14

LOT 15

UNIVERSITY PARKING LOT

STUDENT PARKING

RECREATION PARKS

SPORTS FIELD

CAFETERIA

UNIVERSITY STORE

SECURITY

15