

Utah Valley State College

fact book

2006 • 2007



Utah Valley
State College

FACT BOOK 2006-2007

Office of Institutional Research
Utah Valley State College
800 West University Parkway
Orem, UT 84058-5999

Telephone: 801.863.7923
Fax: 801.863.7924
URL: www.uvsc.edu/ir



*This **FACT BOOK** is an annual publication of Utah Valley State College and the Institutional Research Office. The purpose of the **FACT BOOK** is to translate accumulated data into useful information to those within and outside our college.*

*Every effort has been made to include within this publication the data most often requested. A decision had to be made early in the development of the **FACT BOOK** to limit the published data. However, you can still find this information and a complete listing of our research data on our website at www.uvsc.edu/ir/. We invite the users of this book to freely comment on what data they would like to have included in the future. Please contact our office, (801) 863-7923, with your comments.*

Institutional Research wishes to thank the individuals or departments who have contributed to this publication.

Institutional Research



Table of Contents

General Information	7	Enrollment	59	Support Organizations	95
Mission Statement	8	Student Enrollment: Headcount & FTE, Fall Semester 2006	60	Faculty Senate Presidents	96
A Brief History of the College	9	Enrollment Comparison, Annualized FTE Students Budget	61	Professional Association of College Employees Presidents	97
Approved Bachelor Degrees	14	Related (graph)	61	UVSC Foundation Board of Directors 2006-2007	98
College Calendar, 2007 Spring Semester	17	Enrollment History, Spring Semesters 2002-2006 (graph)	62	UVSC Past Foundation Board Members	99
College Calendar, 2007 Summer Term	18	Enrollment History, Summer Semesters 2002-2006 (graph)	63	UVSC Alumni Association Board of Directors 2006-2007	102
College Calendar, 2007 Fall Semester	20	Enrollment History, Fall Semesters 2002-2006 (graph)	64	UVSC Alumni Past President's Club	103
College Presidents and College Name Changes	21	Enrollment History, 1975-2006 (graph)	65		
Utah State Board of Regents	22	Enrollment History, 1945-1975 (graph)	66	Finance	107
Utah State Board of Regents Chairs and		County Resident/Non-Resident Headcount, Fall Semesters 2000-2005	67	History of Education and General Operating Budgets and	
Utah Commissioners of Higher Education	23	Main Feeder High Schools for UVSC, Fall Semester 2006	68	State Appropriations	108
Utah System of Higher Education	24	Enrollment from Utah Counties, Fall Semester 2006	69	History of State Appropriations Per FTE	110
Tuition and Student Fees	25	Resident/Non-Resident Headcount, Fall Semesters 2002-2006 (graph)	71	Education & General Operating Funds Use Expenditure	
Student Body Presidents	26	Headcount Enrollment of Utah County Residents by Institution,		Category 2006-2007 (graph)	112
Faculty Excellence Award	28	Fall Semesters 2001-2005 (graph)	72	Education & General Operating Funds Expenditure	
Distinguished Employee Award	30	Part-time/Full-time Headcount, Fall Semesters 2002-2006 (graph)	73	Purpose 2006-2007 (graph)	113
Athletics, Final Records and Conference Finishes	31	Headcount by School, Fall Semester 2006 (graph)	74	Education and General Revenue Sources 2006-2007 (graph)	114
Honorary Degree Recipients	32	Enrollment Comparison of Utah Universities/Colleges, Fall Semester 2005	75	Fuel and Power Expenditures (graph)	115
Utah Valley Population Projections	34	UVSC Fall Headcount Enrollment Projections, 2006-2014 (graph)	76	Scholarship Activity Report 2005-2006	116
Utah Employment Projections by Major Industry	35			Tuition Waiver Activity Report 2005-2006	119
		Student Profile	81	Financial Aid Activity Report 2005-2006	121
Administration	39	Mean Age of Students, Fall Semesters 2002-2006 (graph)	82	Federal Grants 2005-2006	122
Board of Trustees	40	Headcount Distribution of Age, Fall Semesters 2002-2006	83	State Grants 2005-2006	125
		Headcount Distribution by Race/Ethnic Group, Fall Semesters 2002-			
Board of Trustees Chairs	41	2006	84	Private/Other Grants 2005-2006	126
		Male/Female Headcount, Fall Semesters 2002-2006 (graph)	85		
Faculty	45	Headcount by Class Standing, Fall Semesters 2002-2006 (graph)	86	Facilities	131
Race/Ethnic Distribution of Full-time Faculty		Geographic Residency of Students - United States, Fall Semester 2006	87	Physical Facilities, Current Facilities & Acreage as of January 2007	132
by Gender	46	Counties Represented by Foreign Students, Fall Semester 2006	89	Physical Facilities, Requested & Buildings in Progress	133
Universities Represented by Doctorates of Contract		Number of Degrees Awarded, 2005-2006 School Year	91	Physical Facilities, Square Feet Per FTE by Institution 2005	134
Faculty and Academic Administrators	47				
Rank by Department	52			Index	138
Total Number of Employees	54			Map of College Campus	141
Total Number of Full Time Faculty History,					
1988-2005 (graph)	55				





GENERAL INFORMATION





CONTENTS

GENERAL INFORMATION

Mission Statement	8
A Brief History of the College	9
Approved Bachelor Degrees	14
College Calendar, 2007 Spring Semester	17
College Calendar, 2007 Summer Term	18
College Calendar, 2007 Fall Semester	20
College Presidents and College Name Changes	21
Utah State Board of Regents	22
Utah Commissioners of Higher Education and Utah State Board of Regents Chairs	23
Utah System of Higher Education	24
Tuition and Student Fees	25
Student Body Presidents	26
Faculty Excellence Award	28
Distinguished Employee Award	30
Athletics, Final Records and Conference Finishes	31
Honorary Degree Recipients	32
Utah Valley Population Projections	34
Utah Employment Projections by Major Industry	35



MISSION STATEMENT

Utah Valley State College is a state college comprised of two interdependent divisions. The lower division embraces and preserves the philosophy and mission of a comprehensive community college, while the upper division consists of programs leading to baccalaureate degrees in areas of high community demand and interest. Utah Valley State College is dedicated to providing a broad range of quality academic, vocational, technical, cultural, and social opportunities designed to encourage students in attaining their goals and realizing their talents and potential, personally and professionally. The College is committed to meeting student and community lower division and upper division needs for occupational training; providing developmental, general, and transfer education; meeting the needs for continuing education for personal enrichment and career enhancement; and providing diverse social, cultural, and international opportunities, and student support services.



A BRIEF HISTORY OF THE COLLEGE

In 1941, the nation was slowly recovering from the depression of the 1930's. The shadow of war was creeping closer, and the need for arms and ammunition by the allied forces demanded skilled craftsmen. Many citizens had benefited from the federal work programs during the depression but needed more training to qualify for better jobs. Vocational classes were taught at various shops and businesses throughout Utah and Heber Valleys under the direction of the State Vocational Office.

*In fall 1941, under the direction of **Hyrum E. Johnson**, the vocational training courses from the Utah and Heber Valleys were moved to a central location in south Provo and were named **Central Utah Vocational School**.*

After World War II, 90 percent of the school's budget was lost with the cancellation of the war production training funds. A bill was introduced in the 1943 Utah Legislature to make the school a state-supported, two-year vocational school. The bill, although approved in the House, was defeated in the Senate. Cutbacks followed and fewer classes were offered until the college received a \$50,000 operating costs appropriation for 1945 through 1947. The appropriation was strongly opposed by local two-year colleges and the two local universities, because it posed a threat to the money those institutions received from the legislature. In 1947, the school received funding as a permanent state institution.

*During the summer of 1945, Johnson was given a leave of absence. Following a short transitional period, **Wilson W. Sorensen**, former purchasing agent for the school, was appointed director. Sorensen was instrumental in obtaining a new 13 acre site for the school in Provo, purchased by Provo City, Utah County, and the four local school districts with the understanding that the state would finance new college facilities.*

In 1952, the state appropriated \$400,000 for the first phase of the Provo Campus. The complete facility was built in three phases and completed in 1963. The campus was designed for 1,200 students. In 1961, enrollment was nearing 1,000 students; by 1971, it increased 100 percent to nearly 2,000, far more than the campus could accommodate.



Brief History of the College (Continued)

Growth brought many changes to the College. During the Sorensen years, the name of the college changed several times to reflect these dynamics. In 1963, it changed from **Central Utah Vocational School** to **Utah Trade Technical Institute**. In 1967, it became **Utah Technical College at Provo**, and with this change, the college was first given authority to confer associate degrees. Demand for more space sent college officials searching for land. One hundred and eighty-five acres of farm land were purchased in southwest Orem adjacent to Interstate 15. The first phase of the new campus used state and student funds for the first buildings and a \$1.5 million federal grant for landscaping. This initial campus was dedicated in March 1977. A Learning Resource Center and Trades Building were added to the campus as soon as the state made funds available.

In 1982, Sorensen retired after 41 years of service and 37 years as president. **J. Marvin Higbee**, former president of Snow College in Ephraim, Utah, was named the third president of the College. President Higbee took the challenge of broadening the image and scope of the College by offering expanded educational opportunities to all facets of the community. In 1987, the legislature changed the school's name to **Utah Valley Community College** to reflect this expanded mission.

The campus continued to expand under President Higbee. Not only were there major building projects initiated but also several education programs were added to help the College keep pace with local demand. President Higbee also emphasized the need for community support of the institution by focusing the involvement efforts of the Development Office, Utah Valley Community College Foundation, and the Alumni Association. In 1988, **Lucille Stoddard**, Vice President of Academic Affairs, was appointed interim president during the search for a new president.

Kerry D. Romesburg was appointed president in 1988, and led the College into its era of incredible growth. President Romesburg spent much time analyzing the needs of the students and directed his efforts toward filling those needs. With the student in mind, President Romesburg initiated the conversion of the college to a semester calendar, the first state school to do so. Also under Romesburg's direction, emphasis on international education, arts and humanities, and short-term training was instilled throughout the curriculum. In his attention to international relations, UVCC became one of the first community colleges to sign an exchange agreement with Soviet Russia. More exchange agreements were created with China, Hong Kong, Taiwan, and Germany.



Brief History of the College (Continued)

Romesburg also administered a charge to keep classes to a 34-student maximum, to better focus on the student. He taught classes on campus, and although the academic emphasis of the College changed, Romesburg never lost sight of the valuable trades and vocational training UVCC offered.

During Romesburg's tenure, which stretched from 1991 to 2002, student enrollment skyrocketed. Some 8,700 students walked the halls in 1991, while more than 23,000 were enrolled in 2002.

In 1992, the Utah System of Higher Education and the Board of Regents proposed an initial offering of four-year degrees at UVCC. Romesburg jumped at the opportunity to increase the College's offerings. Business Management, Computer Science and Information Systems, and Technology Management were the first three bachelor degree programs approved.

After noting the institution was growing and expanding its mission and focus, the Board of Regents changed the name to **Utah Valley State College** in 1993. The school received its provisional accreditation from the Northwest Accrediting Association. Additionally, a five-year consortium agreement was established between UVSC and the Kiev College of Hotel Management in the Ukraine, and UVSC became the first institution in the United States to receive accreditation for programs offered in the former Soviet Union. Official accreditation was awarded June 22, 1994.

The rest of the 1990's saw significant growth for the new State College. Bachelor degree after bachelor degree was added to the institution's offering plate, and by 2003, the grand total was 33. More than 50 associate degrees were also offered, along with significant certifications, diplomas, and concurrent enrollment programs. Today the College offers 43 bachelor's degrees and has plans for more additions.

The Center for the Study of Ethics was created in 1993. It better focused the Ethics Across the Curriculum Program and brought prestigious faculty to the College. UVSC created a Society for Ethics Across the Curriculum, an institution which aims to support ethics educators in the United States, Guam, and Australia. With close to 250 international members and an academic journal *Teaching Ethics*, collected and edited by the school, UVSC caused a ripple in the international ethics pond. In 2001, it was awarded the



Brief History of the College (Continued)

Theodore M. Hesbergh Award, a \$30,000 cash prize rewarding innovative ethics curricula that inspired similar initiatives at other schools. In 1996, the David O. McKay Events Center for special events was completed and dedicated on the Orem Campus. UVSC, a member of the National Junior Collegiate Athletic Association, saw not only many UV athletic events but also many community trade shows, concerts, and conferences. In January 1997, the single-game attendance record for a NJCAA team was set at 8,063 in the McKay Events Center.

The late '90s and the early 2000s saw much construction on campus. UVSC announced a Liberal Arts building to be completed in August 2003, and the Utah County Journal Building was purchased on the southeast side of campus and remodeled.

The School of Education was announced in 2002 as the eighth school of study at UVSC. Other schools are the School of Business, School of Continuing and Adult Education, School of General Academics, School of Humanities, Arts and Social Sciences (HASS), School of Science and Health, and School of Technology and Computing.

Other campus expansions included the addition of the Wasatch Campus, UVSC in Heber, Utah. UVSC currently has campus offerings at the North and South Valley Education Centers in Lehi and Spanish Fork, respectively, and, up until Fall 2006, the University Mall in Orem. Additionally, UVSC opened a Woodbury Art Gallery at the University Mall, displaying contemporary works of art not necessarily affiliated with the school.

In 2002, Romesburg accepted another administrative position and resigned his position as president of UVSC. **Lucille Stoddard**, Vice President of Academic Affairs, was again appointed interim president during the search for a new president. The fifth president, **William A. Sederburg**, was selected from an excellent field of candidates. Sederburg previously led Ferris State University in Big Rapids, Michigan, a school with both undergraduate and graduate programs.



Brief History of the College (Continued)

In that same year, the school was given a provisionary status in the NCAA Division I athletic competition. UVSC started Division I play in the 2003-2004 school year. A new wrestling program was added and is the only one of its kind in the state of Utah. Other intercollegiate programs at UVSC are men's baseball, basketball, cross country, golf, and track and field, and women's basketball, cross-country, golf, soccer, softball, track and field, and volleyball. A new baseball stadium was dedicated in 2005. Also in 2005, what had been the Vineyard Elementary School was remodeled to house the School of Education and several other programs.

In September of 2006 ground was broken for a new 190,000 square foot Digital Learning Center/Library. Other work is moving forward according to the new Physical Facilities, Students Services, IT, Academic, and Athletic Master Plans.

One of President Sederburg's major accomplishments has been to develop a strategic planning model which aligns planning with budgeting and accountability. Also under President Sederburg's leadership, the college has been preparing for university status. In February of 2007 the Utah State Legislature unanimously voted to make Utah Valley State College a university effective July 1, 2008.

A good predictor of the future of the college is a look into the past. Service, change, and growth were the keywords during the first 65 years of the school that is now Utah Valley State College soon to become Utah Valley University. These same ideals will take root in the school's future, as enrollment continues upward and tests the resourcefulness of UVSC employees and community. As the College continues to grow, more than 80% of its students still come from Utah, as well as students from every state and from 36 countries.

Source: Utah Valley State College— Office of Institutional History



APPROVED BACHELOR DEGREES

4-Year Degrees Approved

Regent Approval

Business Management	May	1993
Computer Science* (Previously Computer Science and Information Systems).....	May	1993
Technology Management	May	1993
NW Accreditation Approval.....	September	1995
Early Childhood Education	August	1996
Elementary Education.....	August	1996
Hospitality Management	May	1997
Integrated Studies.....	April	1998
Public Emergency Services Administration** (Previously Fire Science Administration)	October	1998
Behavioral Science	April	1999
Accounting	June	1999
Biology.....	July	1999
Paralegal Studies.....	July	1999
Criminal Justice	October	1999
Aviation Science*** (Previously Aviation Professional Pilot).....	November	1999
English.....	March	2000
Earth Science	October	2000

*The Board of Regents approved the name change for this major in June of 2001.

**The Board of Regents approved the name change for this major in August of 2004.

***The Board of Regents approved the name change for this major in June of 2004.



History	March	2001
Secondary Education.....	March	2001
Biology Education	March	2001
Earth Science Education	March	2001
English Education	March	2001
Nursing	April	2001
Chemistry	June	2001
Physics	June	2001
Mathematics	June	2001
Information Technology	June	2001
Multimedia Communication Technology	August	2001
Philosophy	October	2001
History Education.....	March	2002
Chemistry/Physics Education	March	2002
Mathematics Education	March	2002
Business/Marketing Education	May	2002
Applied Technology	March	2003
Art and Visual Communication	June	2004



Community Health	March	2005
School Health Education	March	2005
Physical Education and Recreation	March	2005
Physical Education	March	2005
Spanish	April	2005
Spanish Education	April	2005
Dance	June	2005
Dance Education	June	2005
Movement Studies	June	2005
NW Accreditation Approval	July	2005
Political Science	January	2006
Information Systems	March	2006
Forensic Science	April	2006
Theatre Arts	April	2006
Theatre Arts Education	April	2006
Music	July	2006
Music Education	July	2006
Communication	July	2006

Total Bachelors Degrees: 51

Source: Utah Valley State College, Academic Vice President's Office



COLLEGE CALENDAR
2007 SPRING SEMESTER

Classes Begin.....	January	4, *6
Martin Luther King Jr. Day Holiday.....	January	15
President's Day Holiday	February	19
Spring Break.....	March	14-16, *17
Classes End	April	19
Study Day	April	20
Final Examinations	April	23-26, *21
Spring Semester Ends	April	26
Commencement	April	27

*Weekend courses



**COLLEGE CALENDAR
2007 SUMMER TERM**

Session I (First 5 weeks)

Classes Begin.....	May	2
Memorial Day Holiday.....	May	28
Classes End.....	June	4

Session II (First 7 ½ weeks)

Classes Begin.....	May	2
Memorial Day Holiday.....	May	28
Classes End.....	June	20

Session III (First 10 weeks)

Classes Begin.....	May	2, *5
Memorial Day Holiday.....	May	28
Independence Day Holiday.....	July	4
Classes End.....	July	9, *7

*Weekend courses



Session IV (Full 15 weeks)

Classes Begin.....	May	2
Memorial Day Holiday.....	May	28
Independence Day Holiday.....	July	4
Pioneer Day Holiday.....	July	24
Classes End.....	August	10

Session V (Last 10 weeks)

Classes Begin.....	June	5
Independence Day Holiday.....	July	4
Pioneer Day Holiday.....	July	24
Classes End.....	August	10

Session VI (Second 7 1/2 weeks)

Classes Begin.....	June	21
Independence Day Holiday.....	July	4
Pioneer Day Holiday.....	July	24
Classes End.....	August	10



**COLLEGE CALENDAR
2007 FALL SEMESTER**

Classes Begin.....	August	22, *25
Labor Day Holiday.....	September	3
Student Fall Break.....	October	11-12, *13
Thanksgiving Holiday.....	November	21-23, *24
Classes End.....	December	6, *8
Study Day.....	December	7
Final Examinations.....	December	10-13, *15
Fall Semester Ends.....	December	13

*Weekend courses

Sources: Utah Valley State College, Office of Academic Scheduling



COLLEGE PRESIDENTS

Dr. William A. Sederburg	2003-Present
Dr. Lucille T. Stoddard (Interim President)	2003
Dr. Kerry D. Romesburg	1988-2003
Dr. Lucille T. Stoddard (Interim President)	1988
Dr. J. Marvin Higbee	1982-1988
Mr. Wilson W. Sorensen	1945-1982
Mr. Hyrum E. Johnson	1941-1945

COLLEGE NAME CHANGES

1993	Utah Valley State College
1987	Utah Valley Community College
1967	Utah Technical College at Provo
1963	Utah Trade Technical Institute
1941	Central Utah Vocational School

Source: Utah Valley State College, Office of the President



UTAH STATE BOARD OF REGENTS

Name	Term Expires
Jerry C. Atkin	2011
Daryl C. Barrett	2007
Bonnie Jean Beesley (Vice Chair)	2009
Janet A. Cannon (non-voting member)	No set term
Rosanita Cespedes	2011
Katharine B. Garff	2009
David J. Grant	2007
Ali Hasnain (Student Regent)	2007
Greg W. Haws (non-voting member)	No set Term
Meghan Holbrook	2009
James S. Jardine	2011
Michael R. Jensen	2011
David J. Jordan	2009
Nolan E. Karras	2011
Jed H. Pitcher (Chair)	2009
Josh M. Reid	2009
Sara V. Sinclair	2007
Marlon O. Snow	2007

Source: Utah System of Higher Education website: www.utahsbr.edu



UTAH STATE BOARD OF REGENTS CHAIRS

Jed H. Pitcher	2006-2009
Nolan E. Karras	2002-2006
Charles E. Johnson	1997-2002
Kenneth G. Anderton	1994-1997
Steven E. Snow	1993-1994
Douglas S. Foxley	1989-1993
W. Eugene Hansen	1987-1989
Sue Marie Young	1985-1987
Kem C. Gardner	1981-1985
Donald B. Holbrook	1977-1981
George G. Hatch	1973-1977
Donald B. Holbrook	1973-1973
Peter W. Billings	1969-1973

UTAH COMMISSIONERS OF HIGHER EDUCATION

Richard E. Kendell	2003-Present
Cecilia H. Foxley	1993-2003
Wm. Rolfe Kerr	1985-1993
Arvo Van Alstyne	1981-1985
Terrel H. Bell	1976-1981
G. Homer Durham	1969-1976

Source: Utah System of Higher Education website: www.utahsbr.edu



UTAH SYSTEM OF HIGHER EDUCATION

Institution

College of Eastern Utah
Dixie State College of Utah
Salt Lake Community College
Snow College
Southern Utah University
University of Utah
Utah State University
Utah Valley State College
Weber State University
Utah College of Applied Technology

President

Dr. Ryan L. Thomas
Dr. Lee G. Caldwell
Dr. Cynthia A. Bioteau
Dr. Michael T. Benson
Dr. Gregory L. Stauffer
Dr. Michael K. Young
Dr. Stan A. Albrecht
Dr. William A. Sederburg
Dr. F. Ann Millner
Dr. Robert O. Brems



TUITION AND STUDENT FEES

		<u>Fall 2002</u>	<u>Fall 2003</u>	<u>Fall 2004</u>	<u>Fall 2005</u>	<u>Fall 2006</u>
<u>Resident</u>						
Based on:	5 Credit Hours:	\$551.00	\$613.00	\$694.00	\$751.00	\$825.00
	10 Credit Hours:	\$956.00	\$1,065.00	\$1,210.00	\$1,311.00	\$1,436.00
	12-18 Credit Hours:	\$1,098.00	\$1,225.00	\$1,394.00	\$1,511.00	\$1,654.00
<u>Non-Resident</u>						
Based on:	5 Credit Hours:	\$1,608.00	\$1,803.00	\$2,049.00	\$2,226.00	\$2,431.00
	10 Credit Hours:	\$2,903.00	\$3,255.00	\$3,715.00	\$4,036.00	\$4,407.00
	12-18 Credit Hours:	\$3,401.00	\$3,815.00	\$4,359.00	\$4,736.00	\$5,169.00

The tuition and fee schedule is partially linear; therefore, the amounts charged for tuition and fees change at each increment of total credit hours enrolled. The above figures show the amounts for three of these increments: 5, 10 and 12-18 credit hours.

Source: Utah Valley State College, Catalog



STUDENT BODY PRESIDENTS

Andrew Stone	Dixon, California	2006-2007	Gordon Wilson	Lehi, Utah	1983-1984
Jared Sumsion	Springville, UT	2005-2006	Scott Banasky	Green River, Utah	1982-1983
Jim Bassi	Cypress, TX	2004-2005	Kerry Graves	Mapleton, Utah	1981-1982
Swen Swenson	Cedar Hills, UT	2003-2004	Mark Fisher	Lanham, Maryland	1980-1981
Ryan Vogel	Springville, UT	2002-2003	Lee Barrus	Othello, Washington	1979-1980
Khay Douangdara	Sandy, UT	2001-2002	Bruce Burnett	Provo, Utah	1978-1979
Jared Finch	Mapleton, UT	2000-2001	Blake Buhler	American Fork, Utah	1977-1978
Baron Rohbock	Lindon, Utah	1999-2000	William Reese	Vernal, Utah	1976-1977
Dave Nabrotzky	Corona, California	1998-1999	Mel Poulsen	Richfield, Utah	1975-1976
J. Steven Beck	Provo, Utah	1997-1998	LaVerl Crosby	Provo, Utah	1974-1975
Phil L. Clegg	Kamas, Utah	1996-1997	Randy Kidman	Ogden, Utah	1973-1974
Terry Ann Harward	Provo, Utah	1995-1996	Terry K. Holt	Brigham City, Utah	1972-1973
Shad Sorenson	Oakley, Utah	1994-1995	Ken Law	Springville, Utah	1971-1972
Stephen Hatch	American Fork, Utah	1993-1994	Norm Thorson	Provo, Utah	1970-1971
Paul Von Strahl	Orem, Utah	1992-1993	Richard L. Evans	Orem, Utah	1970-1971
Ken Patey	Orem, Utah	1991-1992	Doug Wright	Provo, Utah	1969-1970
Kelly Bitters	Orem, Utah	1990-1991	Bruce Smith	Orem, Utah	1968-1969
Deryn Young	Alton, Utah	1989-1990	Gary Houser	Orem, Utah	1967-1968
Jim Woods	Provo, Utah	1988-1989	Jim Tilson	Spanish Fork, Utah	1966-1967
Ben Gould	Orem, Utah	1987-1988	Donald P. Fordham	Pleasant Grove, Utah	1965-1966
George Marshall	Orem, Utah	1986-1987	Chuck Goodyear	Indianapolis, Indiana	1964-1965
Bobby Thomas	California	1985-1986	Glen LaVar Cox	Hinckley, Utah	1963-1964
Jay Deuel	Tucson, Arizona	1984-1985	Robert Button	Provo, Utah	1962-1963



Paul Hart	Orem, Utah	1961-1962
Duane Johnson	Showlow, Arizona	1960-1961
Duane Johnson	Showlow, Arizona	1959-1960
William Nuttall	Provo, Utah	1958-1959
James G. Goodman	Roy, Utah	1957-1958
Lynn Powell	Nephi, Utah	1956-1957
Blane Elton	Santaquin, Utah	1955-1956
Clark Jolley	Pleasant Grove, Utah	1954-1955
Calvin Davies	Panguitch, Utah	1953-1954
William H. White	Goshen, Utah	1952-1953
Mark Anderson	Provo, Utah	1951-1952
Bill Hales	Pocatello, Idaho	1950-1951
Thomas Donald Forsyth	Provo, Utah	1949-1950
Lee Russell Cardall	Salt Lake City, Utah	1948-1949
Mark H. Nilsen	Provo, Utah	1947-1948
Don A. Taylor	Spanish Fork, Utah	1946-1947



***FACULTY EXCELLENCE AWARD**

2005-2006	Numsiri Kunakemakorn Barry Richards Marni Sanft Kim Beck John Goshert Boyd Peterson	2003-2004 continued	Mike Jensen Jorma Kirsi Orrin Nelson	2000-2001	Eddie Cadet Rob Carney Danny Horns Hazel J. McKenna Hugh Rode
	Al Benson Josh Heward Mike Harper	2002-2003	Nancy Peterson Eldon McMurray Ernest Carey James Harris Cynthia O. Krebs Gary Noll Richard McDonald	1998-1999	John Jarvis David Richard Keller David O. Litchford Don Ray Nelson Michael Jay Shively
2004-2005	Jill O. Jaspersen Darin Taylor Axel Donizetti Ramirez R. Benjamin Moulton Christa Albrecht-Crane Steven R. Wasserbaech Todd Low	2001-2002	Brian Birch Mark Bracken Judy Conder Steve Fordham Laura Hamblin David Heldenbrand Forest Williams	1997-1998	William B. Cobb, Jr. Karin Sue Davidson K.D. Taylor Renee Van Buren
2003-2004	Diane Hartman Charles Allison Damon Bahr Stephen Miraglia			1996-1997	JaNae Brown Haas Doug Bradley Deborah Marrott Pat Ormond Christine Walker

* "Teacher of The Year Award" prior to 2002.

Faculty Excellence Award (Continued)



Utah Valley
State College

FACT BOOK 2006-2007

1995-1996	Darin Taylor	1992-1993	Steve Adams
	Joseph Hwang	1991-1992	Del Shumway
	Benjamin Bean	1990-1991	Larry B. Marsing
	John Nield	1989-1990	Barbra Ann Hoge
	Kathryn Hall	1988-1989	David O. Litchford
		1987-1988	Elma Mack
1994-1995	Clixie Larson	1986-1987	Kim I. Brewster
	Larry E. Roberts	1985-1986	Wesley M. Bitters
	Susanne R. Loris	1984-1985	Douglas L. Jorgensen
	Ronald J. Hammond	1983-1984	Rulon J. Wells
	Doris Garner	1982-1983	James E. Barnes
		1981-1982	Not available
1993-1994	Bret H. Boyer	1980-1981	Stephen M. Trane
	Loretta Palmer	1979-1980	Robert F. Steele
	Anita Musto	1978-1979	Rex Losee
	G. Randall King	1977-1978	J.D. Davidson
	Gordon B. Garrett	1976-1977	Elma Mack

Source: Utah Valley State College, Vice President of Academic Affairs



DISTINGUISHED EMPLOYEE AWARD*

Fall 2006	Lesli Baker Elaine Miner Kurtis Olsen	Spring 2004	Laura Busby Michelle Lundell Troy Simpson	Fall 2001	Lori Stevens Dave Porter Rheta McCammon	Fall 1998	Mike Duffin Lois Hicks Jamie Winn
Spring 2006	Jill Smith Ellen Sweat Don Tilley	Fall 2003	Judy Martindale Jeff McClellan JoAnn Innes	Spring 2001	Louise Bridge Tony Siebers Dorice Galbraith	Spring 1998	Junko Watabe Helen Kennington Margaret Bellon
Fall 2005	Adam Black Stacy Fowler Brett McKeachnie	Spring 2003	Michelle Kearns John Thompson Mario Markides	Fall 2000	Vickie Snelson Bonnie Cook Ken Mathews		
Spring 2005	Eva Bernfeld Cindy Caruso Elizabeth Davis-Butler	Fall 2002	Mary Young Chris Medina Melynda Burt	Spring 2000	Margaret Lynn Marietta Evans		
Fall 2004	Keith Lue Alevtina Akinina Maryna Storrs	Spring 2002	Clay Allred Jeana Miner Linda Wickham	Fall 1999**	Neva Joy Hopkins Tracy Adams Kim Beck		

*Previously known as the Employee of the Semester/Year Award

**No awards were given for Spring 1999

Source: Utah Valley State College, Professional Association of College Employees (PACE)



**ATHLETICS
FINAL RECORDS AND CONFERENCE FINISHES***

	<u>2001-02</u>	<u>2002-03</u>	<u>2003-04*</u>	<u>2004-05*</u>	<u>2005-06*</u>
<u>Women</u>					
Basketball	24-9 (4 th)	25-7 (2 nd)	11-13	4-22	11-16
Cross Country	(2 nd)	(2 nd)	NA	NA	NA
Track	(2 nd)	(2 nd)	NA	NA	NA
Softball	49-16 (1 st)	46-19 (2 nd)	18-16	13-36-1	15-36
Volleyball	43-6 (2 nd)	26-5 (2 nd)	10-14	11-16	18-11
Soccer**	NA	7-8-2 (2 nd)	9-7-1	6-9-3	7-12
<u>Men</u>					
Baseball	30-22 (4 th)	22-20 (5 th)	19-17	17-39	19-37
Basketball	21-10 (4 th)	26-7 (3 rd)	23-5	16-12	16-13
Cross Country	(2 nd)	(2 nd)	NA	NA	NA
Golf	(1 st)	(3 rd)	NA	NA	NA
Track	(2 nd)	(2 nd)	NA	NA	NA
Wrestling***	NA	NA	10-5	3-12-1	9-9

* UVSC was accepted into NCAA Division I in 2003 and has not yet been accepted into a conference, therefore only wins-losses final records can be reported. There are no wins-losses for Cross Country, Track, or Golf.

**Women's Soccer first season began 2002-03.

***Men's Wrestling first season began 2003-04.

Source: Utah Valley State College, Athletic Department



HONORARY DEGREE RECIPIENTS

Jon M. Huntsman	2006	Nadine Gillmor	2000
Karen Haight Huntsman	2006	Ibrahim Kamel	2000
Jack Zinger	2006		
Holly Zinger	2006	Kurt Bestor	1999
Steve Young	2005	Bill Pope	1998
Boyd Smith	2005	Margaret Pope	1998
Jill Smith	2005		
Senator Bob Bennett	2004	Dr. Steven R. Covey	1997
Wallace Richards Woodbury	2004	Karen Ashton	1997
Orin Richards Woodbury	2004	Dr. Wm. Rolfe Kerr	1997
Larry King	2003	Honorable Michael O. Leavitt	1996
Shawn King	2003	Marlon O. Snow	1996
Dr. Lucille T. Stoddard	2002	Ronald A. Rasband	1995
Dr. Gordon Christensen	2002	Shunji Aoki	1995
Dr. Rella Christensen	2002	Honorable LeRay L. McAllister	1995
Gordon B. Hinckley	2001	Larry H. Miller	1994
Marjorie Pay Hinckley	2001	Janine Pease-Windy Boy	1994
		Neal Savage	1994



Honorary Degree Recipients (Continued)

DeLance W. Squire	1993	Don E. James	1984
Alan Ashton	1992	Charles E. Peterson	1984
Lavorn Sparks	1992	Hyrum E. Johnson	1983
Joe Cannon	1991	Wilson W. Sorensen	1983
Veonne Howlett	1991	James S. Clark	1978
Donald Holbrook	1990	Theron J. Luke	1978
Orville Gunther	1990	Helen B. Ure	1978
Roy Despain	1989	Sylvia C. Anderson	1977
Florence Ragan	1989	Calvin L. Rampton	1977
Raymond J. Norda	1988	J.C. Moffitt	1975
Grant Burgeon	1987	ElRoy Nelson	1975
Paul Rogers	1987	Glen R. Swenson	1975
Bill Anderson	1986	Seth P. Billins	1974
James R. Moss	1985	Frank S. Dain	1974
		Richard DeJong	1973
		Jack C. Higbee	1973
		Richard S. Prows	1973

Source: Utah Valley State College, College Relations



UTAH VALLEY POPULATION PROJECTIONS

<u>City</u>	<u>2000 Census</u>	<u>2010</u>	<u>2020</u>	<u>2030</u>	<u>2040</u>	<u>2050</u>
Alpine	7,146	10,742	13,022	15,205	18,056	23,070
American Fork	21,941	28,079	33,817	38,367	43,016	49,769
Cedar Fort	341	397	1,914	6,217	14,390	27,506
Cedar Hills	3,094	10,298	11,501	12,280	12,429	12,486
Draper	34	3,072	7,327	10,943	11,224	11,631
Eagle Mountain	2,157	14,987	30,378	53,870	74,034	100,902
Elk Ridge	1,838	3,300	5,824	6,259	6,715	7,337
Fairfield	127	141	546	1,010	10,029	26,488
Genola	965	1,658	2,774	3,941	4,286	5,370
Goshen	874	986	1,042	1,132	1,196	1,250
Highland	8,172	18,055	22,654	24,524	26,767	28,460
Lehi	19,028	40,423	62,516	77,064	94,084	115,003
Lindon	8,363	11,101	13,534	16,600	19,429	22,917
Mapleton	5,809	9,042	13,418	16,493	19,426	23,048
Orem	84,324	97,493	101,499	107,001	116,208	120,400
Payson	12,716	21,908	30,582	42,516	56,840	75,532
Pleasant Grove	23,468	32,061	38,338	43,113	50,101	50,642
Provo	105,166	121,807	127,787	136,588	143,146	145,075
Salem	4,372	7,948	13,603	20,650	28,700	35,699
Santaquin	4,834	10,174	18,004	25,860	35,092	46,890
Saratoga Springs	1,003	11,322	23,373	35,321	54,832	76,669
Spanish Fork	20,246	31,058	37,310	43,430	49,581	55,679
Springville	20,424	29,344	36,608	45,627	53,201	62,279
Vineyard	150	736	3,233	9,809	11,379	11,438
Woodland Hills	941	1,728	3,183	3,966	4,602	5,435
Total	357,533	517,860	653,787	797,786	958,763	1,140,975

Source: Projections for Cities and Unincorporated Areas, Associations of Government; Governor's Office of Planning and Budget



UTAH EMPLOYMENT PROJECTIONS BY MAJOR INDUSTRY

Occupation	Employment Estimates			Growth	Annual Openings	
	2004	2014	%Inc./(-)Dec.		Replacements	Total
Management Occupations	82,950	107,980	23.18%	2,500	1,450	3,950
Business and Financial Operations Occupations	49,000	66,990	26.85%	1,800	890	2,690
Computer and Mathematical Occupations	31,060	46,190	32.76%	1,510	440	1,950
Architecture and Engineering Occupations	21,390	29,430	27.32%	810	480	1,280
Life, Physical, and Social Science Occupations	14,220	19,380	26.63%	520	340	860
Community and Social Services Occupations	22,290	30,770	27.56%	850	420	1,270
Legal Occupations	10,430	13,760	24.20%	330	120	450
Education, Training, and Library Occupations	70,740	97,080	27.13%	2,630	1,450	4,090
Arts, Design, Entertainment, Sports, and Media Occupations	25,370	33,440	24.13%	810	500	1,310
Healthcare Practitioners and Technical Occupations	55,370	79,020	29.93%	2,370	1,030	3,390
Healthcare Support Occupations	25,250	37,510	32.68%	1,230	440	1,660
Protective Service Occupations	21,910	29,270	25.15%	740	680	1,420
Food Preparation and Serving Related Occupations	84,560	111,920	24.45%	2,740	3,340	6,080
Building and Grounds Cleaning and Maintenance Occupations	51,370	70,440	27.07%	1,910	1,030	2,940
Personal Care and Service Occupations	43,210	59,730	27.66%	1,650	1,060	2,710
Sales and Related Occupations	142,160	180,950	21.44%	3,880	4,400	8,280
Office and Administrative Support Occupations	202,890	249,620	18.72%	4,920	4,600	9,520
Farming, Fishing, and Forestry Occupations	16,850	16,800	-0.30%	40	470	510
Construction and Extraction Occupations	93,730	124,920	24.97%	3,120	1,880	5,000
Installation, Maintenance, and Repair Occupations	53,590	70,540	24.03%	1,700	1,250	2,950
Production Occupations	93,850	118,850	21.03%	2,550	2,270	4,820
Transportation and Material Moving Occupations	80,670	105,310	23.40%	2,470	1,720	4,190
Total, All Occupations	1,292,850	1,699,890	23.95%	41,050	30,250	71,290

Source: Utah Job Trends 2004-2014, Utah Department of Workforce Services



Utah Valley
State College

FACT BOOK 2006-2007

Administration



ADMINISTRATION





CONTENTS

ADMINISTRATION

Board of Trustees	40
Board of Trustees Chairs	41



BOARD OF TRUSTEES

Members Appointed by the Governor of Utah

<u>Name</u>	<u>Term Expires</u>
Karen L. Acerson	6/30/2009
Janette Hales Beckham (Vice Chair, Executive Committee)	6/30/2007
Dan Campbell (Chair, Executive Committee)	6/30/2007
Jason Chaffetz	6/30/2010
Timothy R. Clark (Audit Committee)	6/30/2009
Ronald J. Dallin (Audit Committee)	6/30/2007
Jeff Kahn (Foundation Chair, Non-voting)	6/30/2007
Carolyn H. Merrill	7/01/2009
Doyle M. Mortimer	7/01/2009
Thomas C. Powell (Alumni Chair)	4/30/2008
Andrew Stone (Student Body President)	4/30/2007



BOARD OF TRUSTEES CHAIRS

	<u>When Elected</u>
Dan Campbell	August 2005
John H. Zenger (Jack)	August 2003
Wilford W. Clyde	August 2001
Douglas W. Morrison	August 1999
Paul Sybrowsky	August 1997
Beth Tolbert	August 1995
Alan Ashton	September 1993
Ray Harding	September 1991
DeLance Squire	July 1989
Mary Anne Wood	September 1985
Howard Pace	July 1982
Charles Bates	July 1980

Source: Utah Valley State College, Office of the President



Utah Valley
State College

FACT BOOK 2006-2007

Faculty



FACULTY





CONTENTS

FACULTY

Race/Ethnic Distribution of Full-time Faculty by Gender	46
Universities Represented by Doctorates of Contract Faculty and Academic Administrators	47
Rank by Department.....	52
Total Number of Employees	54
Total Number of Full Time Faculty History, 1988-2005 (graph)	55



**RACE/ETHNIC DISTRIBUTION OF FULL-TIME FACULTY
BY GENDER**
November 2006

	<u>American Indian/ Alaskan Native</u>		<u>Asian/Pacific Islander</u>		<u>Black</u>		<u>Hispanic</u>		<u>White</u>		<u>Other/ Not Specified</u>		<u>Total</u>	
Male	1	0.37%	15	5.58%	4	1.49%	3	1.12%	240	89.22%	6	2.23%	269	65.77%
Female	1	0.71%	6	4.29%	1	0.71%	5	3.57%	120	85.71%	7	5.00%	140	34.23%
Total	2	0.49%	21	5.13%	5	1.22%	8	1.96%	360	88.02%	13	3.18%	409	

Source: Utah Valley State College, Human Resources Department



**UNIVERSITIES REPRESENTED BY DOCTORATES OF
CONTRACT FACULTY AND ACADEMIC ADMINISTRATORS
2006-2007**

Faculty

Abbott, Scott
Adams, Lynn L.
Albrecht-Crane, Christa
Allison, Charles
Anderson, Genan
Anderson, Karin
Anderson, Thor
Andrist, Kathryn
Armstrong, Vaughn
Ashworth-Wilson, Heather
Barger, Brent
Barthel, Brian
Bennett, Lyn Ellen
Benson, Linda
Benson, Alvin K.
Berry, Gregory R.
Birch, Brian
Bond, Calvin
Bracken, Mark Edward
Briscoe, Gregory G.
Brown, Kathren A.
Bule, Steven C.
Bulger, Jeffrey W.
Abbott, Scott
Princeton University
University of Phoenix
Michigan Technological University
Brigham Young University
Brigham Young University
University of Utah
Utah State University
Brigham Young University
Arizona State University
Brigham Young University
University of Illinois-Urbana
Southern Illinois University
University of Kansas
Brigham Young University
Brigham Young University
University of Alberta, Canada
Claremont Graduate School
University of Maryland
Brigham Young University
University of Pennsylvania
Bowling Green State University
Ohio State University
University of Tennessee, Knoxville
Princeton University

Faculty

Bunds, Mike
Bybee, Paul
Byrd, Elaine
Caka, Fern
Callison, James
Carney, Rob
Chen, Hsiu-Chen
Chipman, Kenneth
Chou, Hui-Tzu Grace
Christensen, Trudy
Clark, Steven C.
Cornell, Gretchen
Cousins, Robert J.
Crane, Mark E.
Debry, Roger K.
Desart, Jay
Dinklage, William S.
Downs, Douglas
Durney, Brian
Eagar, Leo Brent
Englehardt, Elaine
Fairbanks, Donna
Fairclough, Dennis
Farmer, Suzette
University of Utah
Brigham Young University
Brigham Young University
Brigham Young University
University of Arizona
University of Southwestern Louisiana
University of Utah
Brigham Young University
University of California, Riverside
Brigham Young University
University of New Hampshire
University of Missouri
Purdue University
University of Louisville
University of Utah
University of Wisconsin - Milwaukee
University of California, Santa Barbara
University of Utah
University of Oregon
University of Washington
University of Utah
University of Arizona, Tucson
Brigham Young University
University of Utah

***Universities Represented by Doctorates of Contract
Faculty and Academic Administrators (Continued)***



**Utah Valley
State College**

FACT BOOK 2006-2007

Faculty

Farnsworth, F. Dennis
Faurot, Don
Feamley, David L.
Ferreira, Debora
Flint, David
French, Kathryn
Fullmer, David C.
Fullmer, Stephen
Gardner, Norman
Gibson, Stephen D.
Giesenkirchen, Michaela
Gilmore, Gloria T.
Glenn, Lowell
Gordon, Philip
Goshert, John C.
Gray, Lawrence J.
Greer, Dennis P.
Griffin, Rick
Gunawardena, Gamini Upul
Haisch, Karl
Hamblin, Laura
Hammond, Scott C.
Hammond, Ronald
University of Utah
University of Oregon
University of Oxford
University of Georgia
Texas A & M University
Northern Illinois University
University of Washington
Capella University
University of Utah
University of Houston
Washington University
University of Utah
George Washington University
University of Illinois
Purdue University
Arizona State University
Utah State University
Brigham Young University
University of Utah
University of Florida
University of Denver, Colorado
University of Utah
University of Utah

Faculty

Hanewicz, Cheryl
Harris, James
Hartman, Larry D.
Harward, Stanley
Henage, Richard
Hillman, Vance Guy
Horn, Matthew A.
Horns, Daniel
Hudgins, Talitha
Huo, Yang Hwae
Islam, Faridul
Jeffreys, Mark E.
Jensen, Douglas C.
John, Cameron R.
Johnson, David
Johnson, Steven D.
Jones, Christopher
Keele, Reba
Kia, Amir
Kirsi, Jorma
Knowlton, David Clark
Kochniuk, Rosalinda
Kojcinovic, Slobodan
Kopp, Olga
Eastern Michigan
University of Alberta
Oklahoma State University
Brigham Young University
University of Utah
Southern Illinois University
University of Chicago
University of California, Davis
University of Utah
Virginia Tech
University of Illinois
University of Utah
University of Iowa
University of Arizona
University of Michigan
Virginia Polytechnical Institute
Utah State University
Purdue University
Carleton University, Ottawa, Canada
Brigham Young University
University of Texas
University of Idaho
University of California, San Diego
University of Tennessee

Universities Represented by Doctorates of Contract
Faculty and Academic Administrators (Continued)



Faculty

Kuddus, Ruhul H. University of Pittsburgh
Kunakemakom, Numsiri Cindy Purdue University
Kyburz, Bonnie University of South Florida
Lago, Baldomero Universidad de Madrid
Lamarche, Pierre University of Texas
Lewis, Scott C. Montana State University
Li, Ya University of Utah
Liang, Jingdong University of Utah
Ling, Jun (Michael) State University of New York, Buffalo
Madanat, Hala Brigham Young University
Madsen, Susan Rae University of Minnesota
Makasci, Kemal University of Nebraska, Lincoln
Matheson, Philip L. Brigham Young University
Mcarthur, David N. University of South Carolina
Mcdonald, Richard University of South Florida
Mcghie, Shaunna Brigham Young University
Mcgunigall-Smith, Sandy University of Wales
Mckenna, Hazel Brigham Young University
McMurray, Eldon Brigham Young University
McMurtrey, Allison University of Utah
Mcperson, Kathryn Emory University
Measom, Gary J. University of New Mexico
Merrin, Christine R. New Mexico State University

Faculty

Middleton, Susan Brigham Young University
Miller, Douglas University of Utah
Minaie, Afsanaeh University of Oklahoma
Miner, M. Vinson University of Wyoming
Mizell, Karen University of Oklahoma
Moody, Richard L. Brigham Young University
Moore, Jon Ohio State University
Moss, David Grant University of North Carolina at Chapel Hill
Mulbery, Keith Utah State University
Musset, Shannon Villanova University
Naisbitt, Gary Brigham Young University
Nemie, Joylin University of California
Nichols, Julie University of Utah
Nielsen, Troy University of Utah
Olson, Keith University of Utah
Oyler, Dee E. Brigham Young University
Perkins, Thomas M. Brigham Young University
Petersen, Boyd University of Utah
Peterson, Nancy University of Virginia
Peterson, S. Todd University of Alabama
Petrie, Terry Brigham Young University
Petterson, James T. University of Wyoming
Price, James V. University of Oregon
Rasmussen, Kirk University of Utah



Faculty

Riboldi, Liliana Elsa University of Utah
Richards, Grant L. Brigham Young University
Robbins, Robert University of Illinois
Robinson, Peter Brigham Young University
Rytting, Bryce Princeton University
Samad, Abdus University of Illinois
Sanati Mehrizy, Reza University of Oklahoma
Shaw, Michael Villanova University
Shively, Michael Jay DVM, Purdue University
Shumway, Del K. Washington University
Sievers, Raymond A. University of Northern Colorado
Simmerman, Susan University of California, Riverside
Simmons, Ryan P. Washington State University
Slack, Jason University of Utah
Smith, Kay A. Brigham Young University
Smith, Sheldon Michigan State University
Snedegar, Keith University of Oxford
Stecker, Alexander T. Hebrew University of Jerusalem
Stephen, Daniel A. Texas A & M University
Stephen, Catherine Texas A & M University
Tanner, Paul Bowling Green State University
Taute, Harry New Mexico State University
Tayler, Paul L. University of Utah
Price, James V. University of Oregon

Faculty

Rasmussen, Kirk University of Utah
Teng, Abraham C. Brigham Young University
Thakur, Ramendra Southern Illinois University Carbondale
Thornton, Debra Lynn University of New Mexico
Thulin, Craig University of Washington, Seattle
Tijerino, Yuri Osaka University, Osaka Japan
Tolman, Richard R. Oregon State University
Tolman, Anton University of Oregon
Torlina, Jeffrey State University of New York, Albany
Tuft, Elaine Michigan State University
Van Buren, Renee Arizona State University
Van Frankenhuijsen, Machiel Katholieke Universiteit Nijmegen
Vawdrey, Colleen Utah State University
Vener, Jamie University of Utah
Vogel, Charles A. University of California
Wager, Jans University of California
Walsh, Robert O. University of Idaho
Wasserbaech, Steven R. Stanford University
Weigel, Christine M. Temple University
Welborn, Curtis Ray Texas Tech University
Wellington, Janis University of New Mexico
Whaley, Brian University of Oregon
Whaley, Wayne Brigham Young University
Whelan-Berry, Karen Boston College

**Universities Represented by Doctorates of Contract
Faculty and Academic Administrator (Continued)**



**Utah Valley
State College**

FACT BOOK 2006-2007

Faculty

Whitt, Laurie Ann University of Western Ontario
Wilkes, Floyd University of Oregon
Williams, Forrest G. Brigham Young University
Wilson, David R. Brigham Young University

**Academic
Administrators**

Cobb, William University of Colorado
Englehardt, Elaine University of Utah
Evenson, William Iowa State University
Farnsworth, Briant Brigham Young University
Gardner, Pam Brigham Young University
Gygi, Janice University of Utah
Henrie, Bonnie University of Utah

Faculty

Wilson, Bruce
Wilson, Ian
Yells, David P.
Zhu, Yingxian

**Academic
Administrators**

Hitch, Elizabeth
Martin, Dee
Palmer, Lori
Parker, Bruce
Rushforth, Sam
Sederberg, William
Worthington, Karl

Texas A & M University
University of Calgary
University of Nebraska
Arizona State University

University of Michigan
Oregon State University
Brigham Young University
Utah State University
Brigham Young University
Michigan State University
University of Iowa

Source: Faculty & Academic Administrators, Office of the Vice President of Academic Affairs



RANK BY DEPARTMENT*
2006-2007

<u>Department</u>	<u>Full Professor</u>	<u>Associate Professor</u>	<u>Assistant Professor</u>	<u>Lecturer</u>	<u>Total Number</u>
Accounting	5	4	1	1	11
Air Conditioning	0	2	0	0	2
Art & Visual	6	3	4	0	13
Automotive	0	4	0	1	5
Aviation	0	1	2	2	5
Basic Composition	2	2	0	1	5
Behavioral Science	4	5	5	0	14
Biology	9	3	4	0	16
Building Technology	1	4	0	1	6
Business Management	5	10	3	5	23
Cabinetry	0	2	0	0	2
Chemistry	1	1	4	1	7
College Success	1	2	4	0	7
Collision Repair	0	2	1	0	3
Communications	1	2	1	1	5
Community Health	2	3	2	1	8
Computer & Networking Sciences	2	5	5	0	12
Computer Information Technology and Education	3	4	0	0	7
Culinary Arts	0	2	1	0	3
Dance	0	0	3	4	7
Dental Hygiene	0	1	2	0	3
Developmental Mathematics	3	3	7	5	18
Diesel Mechanics	0	2	0	1	3
Earth Science	0	4	3	0	7
Education	1	2	1	2	6

*Numbers are only for contract faculty who taught a class during Fall 2006.



Rank by Department (Continued)

<u>Department</u>	<u>Full Professor</u>	<u>Associate Professor</u>	<u>Assistant Professor</u>	<u>Lecturer</u>	<u>Total Number</u>
Electrical Automation and Robotics Technology	1	1	0	0	2
Elementary Education	0	2	1	1	4
Engineering Graphics	1	2	2	2	7
English	5	15	11	5	36
English as a Second Language	2	0	2	0	4
Finance and Economics	3	4	4	1	12
Fire Science	0	3	2	0	5
Foreign Languages	2	3	4	4	13
History/Political Science	4	2	5	1	12
Integrated Studies	2	1	0	0	3
Legal Studies	2	3	4	0	9
Mathematics	6	10	3	1	20
Multimedia	1	4	6	0	11
Music	2	1	3	0	6
Nursing	3	8	6	1	18
Philosophy	1	0	1	0	2
Philosophy	2	5	5	1	13
Physical Education	3	0	4	1	8
Physics	5	2	1	0	8
Pre-Engineering	1	2	1	0	4
Secondary Education	1	0	4	0	5
Technology Management	1	1	0	1	3
Theatre	0	1	3	1	5

Source: Utah Valley State College, Office of Institutional Research



Total Number of Employees

TOTAL NUMBER OF EMPLOYEES

November 1, 2006

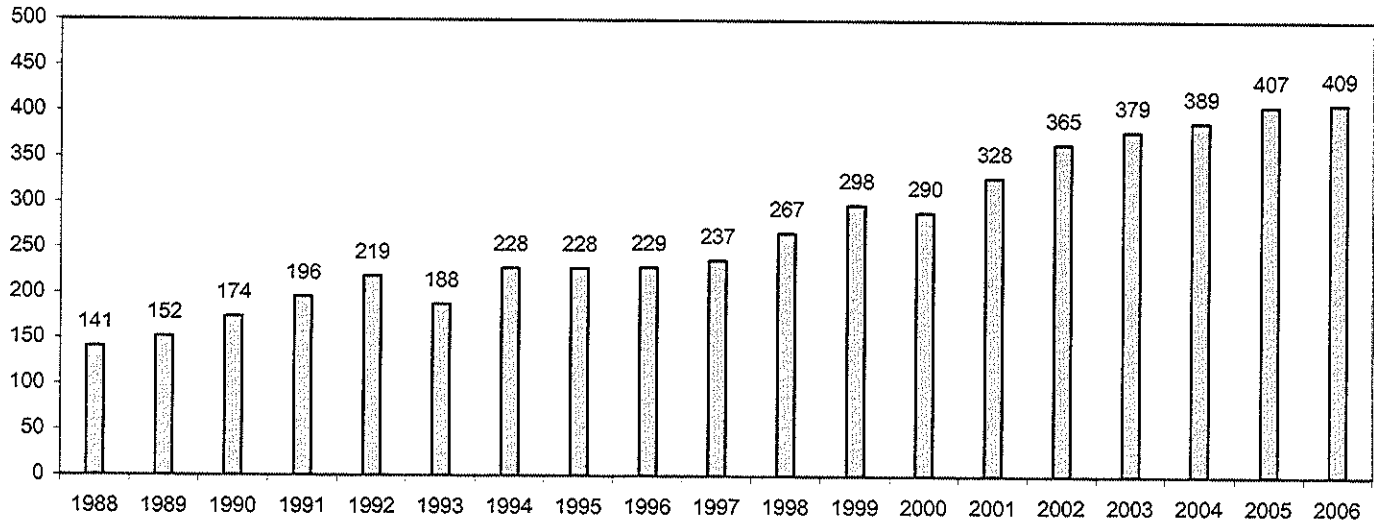
<u>Full-Time</u>	<u>Male</u>	<u>Female</u>	<u>Total</u>
Executive	26	6	32
Exempt Salaried Staff	217	168	385
Faculty 11-12 Month Contract	2	1	3
Faculty 9-10 Month Contract	267	139	406
Non-Exempt Salaried Staff	153	221	374
Early Retiree	<u>17</u>	<u>9</u>	<u>26</u>
Total	682	544	1,226

<u>Hourly</u>	<u>Male</u>	<u>Female</u>	<u>Total</u>
Adjunct/Overload Teaching	481	312	793
Part-Time Staff	355	390	745
Student	318	351	669
Work Study Student	242	216	458
Stipend or Temp. Agreement	113	50	163
Public Service Instructors	1		1
Time Card Teaching	<u>505</u>	<u>218</u>	<u>723</u>
Total	2,015	1,537	3,552
Unduplicated Total			3,203

Source: Utah Valley State College, Human Resources Department IPEDS



TOTAL NUMBER OF FULL-TIME FACULTY, HISTORY
1988-2005



Data for years 1990, 1991, 1995, and 1998 represent averages between known data points.

Source: Utah Valley State College, Institutional Research



Utah Valley
State College

FACT BOOK 2006-2007

Enrollment



ENROLLMENT



Utah Valley
State College

FACT BOOK 2006-2007

Enrollment



CONTENTS

ENROLLMENT

Student Enrollment: Headcount & FTE, Fall Semester 2006	60
Enrollment Comparison, Annualized FTE Students Budget Related (graph).....	61
Enrollment History, Spring Semesters 2002-2006 (graph).....	62
Enrollment History, Summer Semesters 2002-2006 (graph)	63
Enrollment History, Fall Semesters 2002-2006 (graph)	64
Enrollment History, 1945-2006 (graph)	65
County Resident/Non-Resident Headcount, Fall Semesters 2000-2005	67
Main Feeder High Schools for UVSC, Fall Semester 2006.....	68
Enrollment from Utah Counties, Fall Semester 2006	69
Resident/Non-Resident Headcount, Fall Semesters 2002-2006 (graph)	71
Headcount Enrollment of Utah County Residents by Institution, Fall Semesters 2001-2005 (graph) ..	72
Part-time/Full-time Headcount, Fall Semesters 2002-2006 (graph).....	73
Headcount by School, Fall Semester 2006 (graph)	74
Enrollment Comparison of Utah Universities/Colleges, Fall Semester 2005.....	75
UVSC Fall Headcount Enrollment Projections, 2006-2014 (graph)	76



STUDENT ENROLLMENT: Headcount & FTE Fall Semester 2006

TOTAL ENROLLMENT 23,305*
TOTAL FULL-TIME EQUIVALENT (FTE) 15,668**

Female	9,972	42.79%	Non-resident	2,844	12.20%
Male	13,273	56.95%	Resident	20,461	87.80%
Not Specified	60	0.26%			
			Concurrent Enrollment	3,728	16.00%
Full-time	11,568	49.64%	Non-Concurrent	19,577	84.00%
Part-time	11,737	50.36%			
			Continuing	11,965	51.34%
Freshmen	11,112	47.68%	High School Students	3,728	16.00%
Sophomores	4,568	19.60%	First-time Freshman	3,212	13.78%
Juniors	3,456	14.83%	Readmitted	2,873	12.33%
Seniors	4,169	17.89%	Transfer	1,527	6.55%
			Mean Age	23.8	
American Indian/Alaskan Native	223	0.96%			
Asian	269	1.15%			
Black	124	0.53%			
Hispanic	1,019	4.37%			
Native Hawaiian/Pacific Islander	211	0.91%			
White	19,857	85.20%			
Other/Not Specified	1,315	5.64%			
Non-resident Alien	287	1.23%			

*304 International Students
The college was responsible for*

*Includes concurrent enrollment.

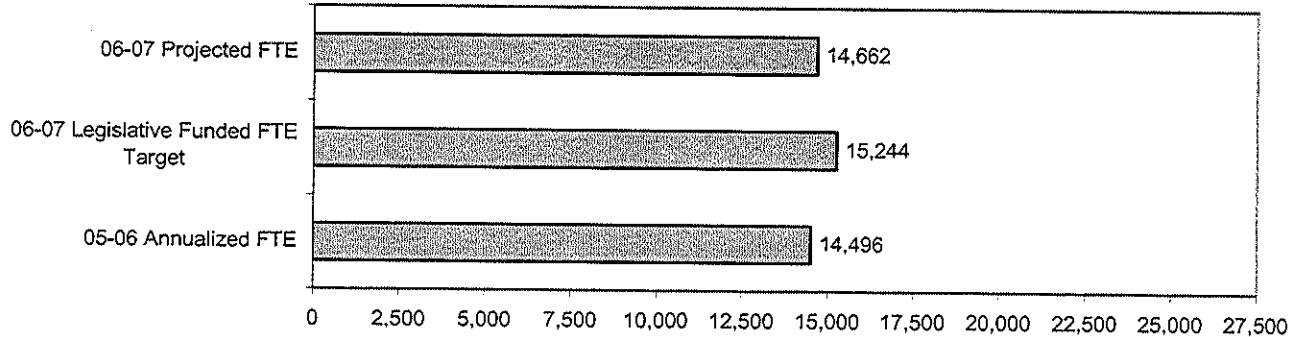
**Full-time equivalent is the total number of credit hours in which students are enrolled divided by 15 (the credit hour load of a hypothetical "full-time" student). Includes concurrent enrollment.

***This represents the number of non-resident alien students registered for Fall 2006 and does not equal the number of students in the SEVIS database, which is 420.

Source: Utah Valley State College, Office of Institutional Research



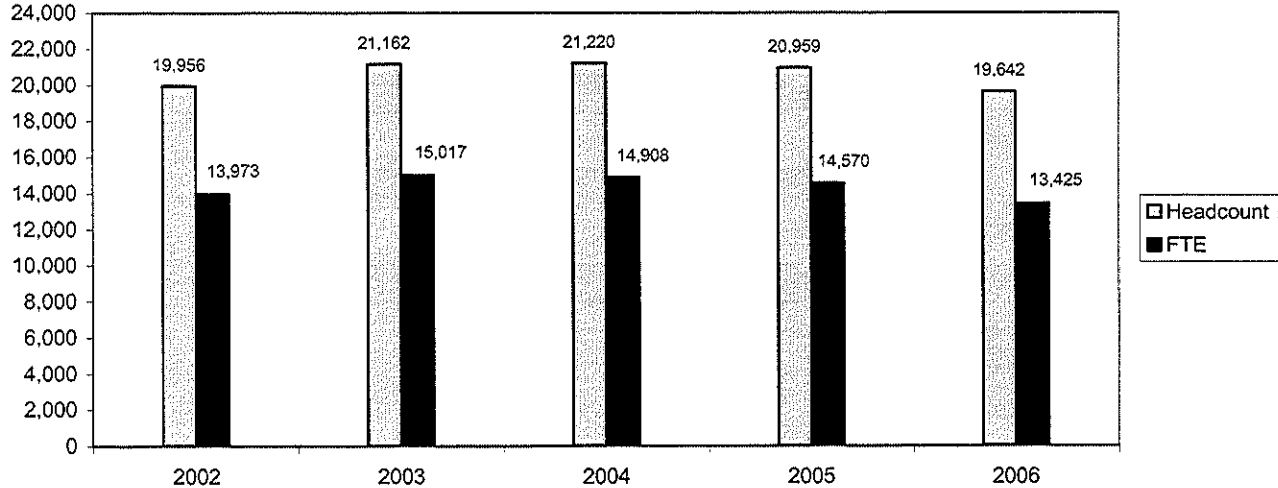
ENROLLMENT COMPARISON
Annualized FTE Students – Budget Related



Source: Utah Valley State College, Budget Office



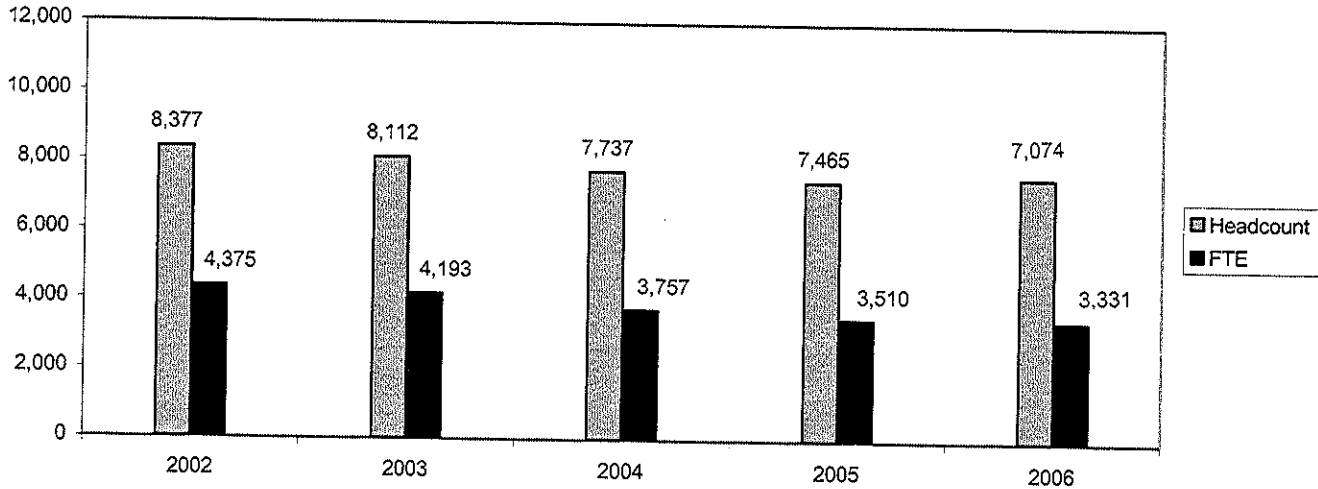
ENROLLMENT HISTORY
Spring Semesters 2002-2006



Source: Utah Valley State College, Office of Institutional Research



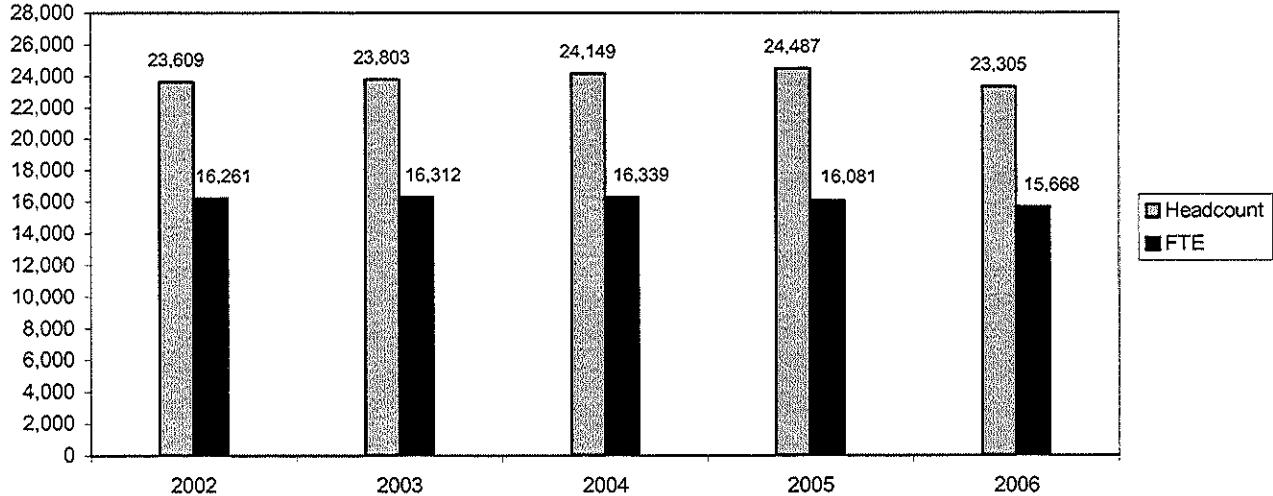
ENROLLMENT HISTORY
Summer Semesters 2002-2006



Source: Utah Valley State College, Office of Institutional Research



ENROLLMENT HISTORY
Fall Semesters 2002-2006

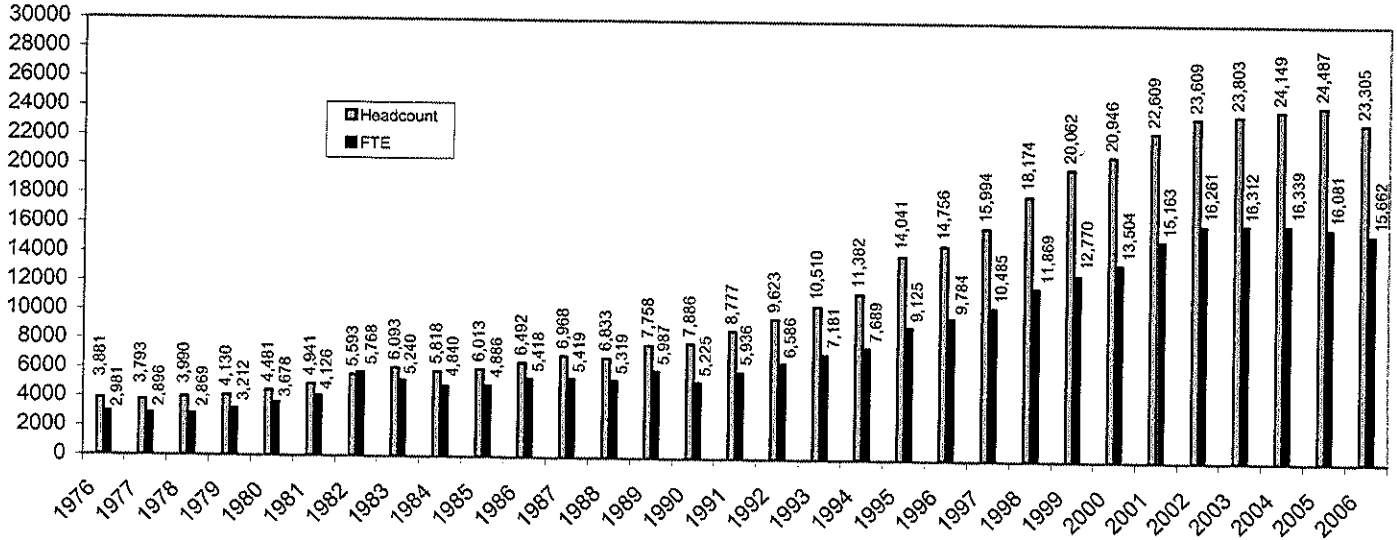


Source: Utah Valley State College, Office of Institutional Research



ENROLLMENT HISTORY

Fall Semesters 1945-2006

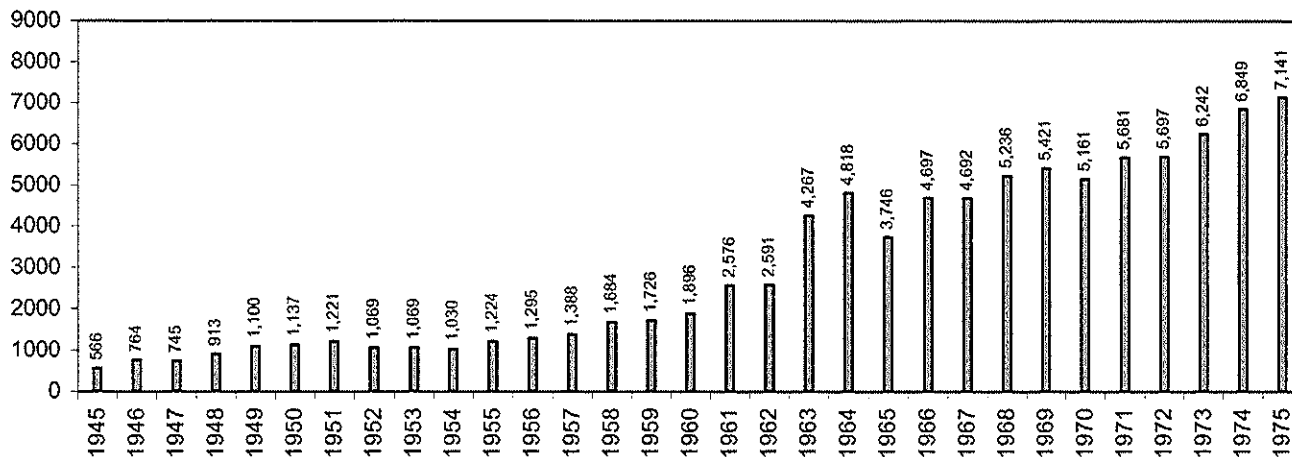


There was a change from quarters to semesters between 1989 and 1990.

Source: Utah Valley State College, Office of Institutional Research



Enrollment History
Fall Semesters 1945-2006*



*Prior to 1976, the breakdown of enrollments by term and FTE are not available. Therefore only the annual enrollment is given here.

Source: Utah Valley State College, Office of Institutional Research



COUNTY RESIDENT/NON-RESIDENT HEADCOUNT

Fall Semester 2000-2006

	<u>2002</u>		<u>2003</u>		<u>2004</u>		<u>2005</u>		<u>2006</u>	
Resident	21,047	89%	20,474	86%	20,508	85%	20,254	83%	19,581	84%
Utah County	16,359	69%	15,941	67%	15,800	65%	15,864	65%	14,978	64%
Salt Lake County	1,712	7%	1,801	8%	1,758	7%	1,675	7%	1,770	8%
Wasatch County	613	3%	526	2%	627	3%	613	3%	571	2%
Other Counties	2,363	10%	2,206	9%	2,325	10%	2,102	9%	2,261	10%
Non-resident	2,562	11%	3,329	14%	3,641	15%	4,233	17%	3,724	16%
Other States	2,168	9%	3,019	13%	3,347	14%	3,179	13%	2,824	12%
International	394	2%	293	1%	269	1%	265	1%	331	1%
Unknown/Unidentified	NA	NA	17	<1%	25	<1%	789	3%	569	2%
TOTAL	23,609		23,803		24,149		24,487		23,305	

Source: Utah System of Higher Education, 2006-2007 Data Book



MAIN FEEDER HIGH SCHOOLS FOR UVSC
Fall Semester 2006

<u>High School</u>	<u>Number of Students</u>
American Fork High School	618
Lehi High School	522
Mountain View High School	996
Orem High School	947
Payson High School	689
Pleasant Grove High School	844
Provo High School	786
Spanish Fork High School	855
Springville High School	777
Timpanogos High School	727
Timpview High School	719
Wasatch High School	337

Source: Utah Valley State College, Office of Institutional Research



ENROLLMENT FROM UTAH COUNTIES
Fall Semester 2006

Beaver	11
Box Elder	55
Cache	83
Carbon	41
Daggett	4
Davis	380
Duchesne	51
Emery	47
Garfield	19
Grand	11
Iron	78
Juab	163
Kane	58
Millard	158
Morgan	7
Piute	5

Source: Utah Valley State College, Office of Institutional Research



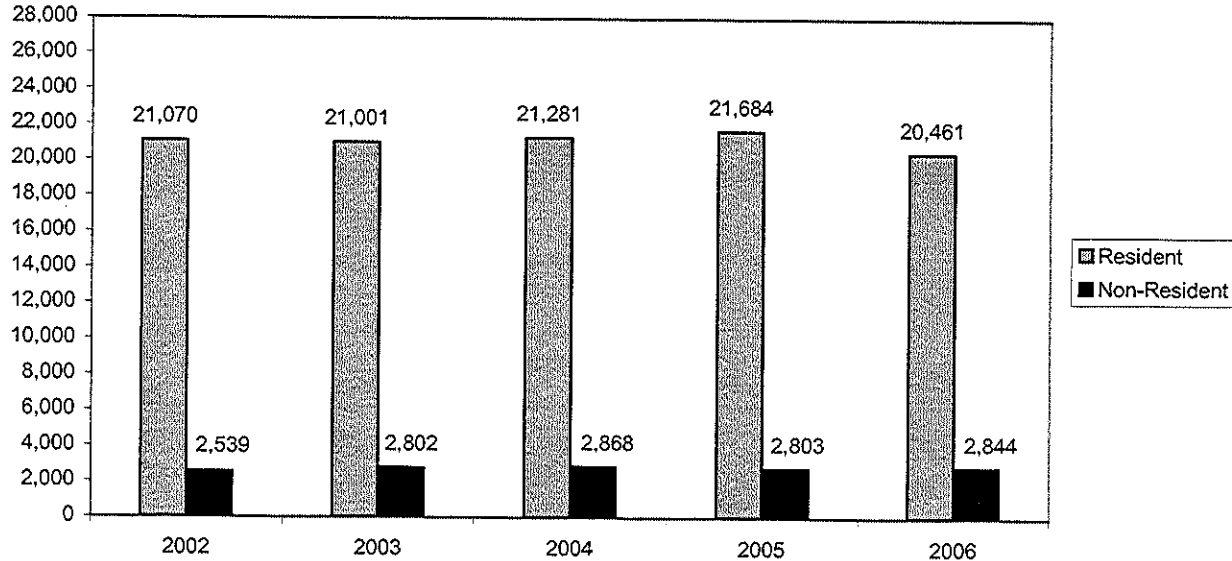
Enrollment from Utah Counties (Continued)

<u>County</u>	<u>Number of Students</u>
Rich	6
Salt Lake	1,767
San Juan	42
Sanpete	237
Sevier	94
Summit	238
Tooele	89
Uintah	79
Utah	14,977
Wasatch	570
Washington	213
Wayne	17
Weber	78
Out of state-in the US	2,825
Out of state-out of US	<u>331</u>
Total	23,305

Source: Utah Valley State College, Office of Institutional Research



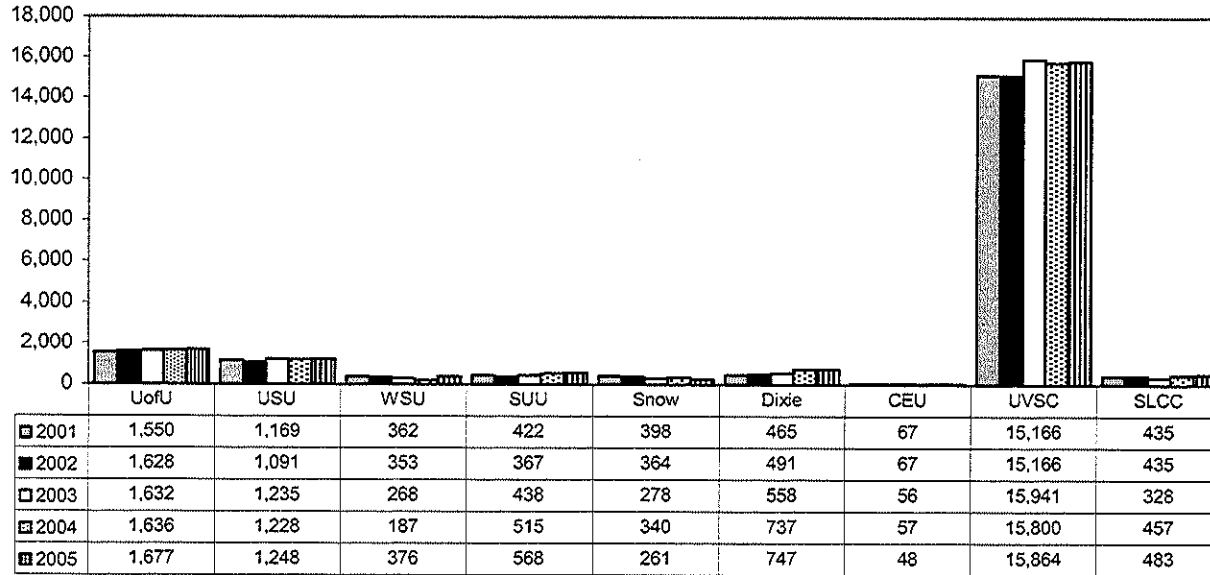
RESIDENT/NON-RESIDENT HEADCOUNT
Fall Semesters 2002-2006



Source: Utah Valley State College, Office of Institutional Research



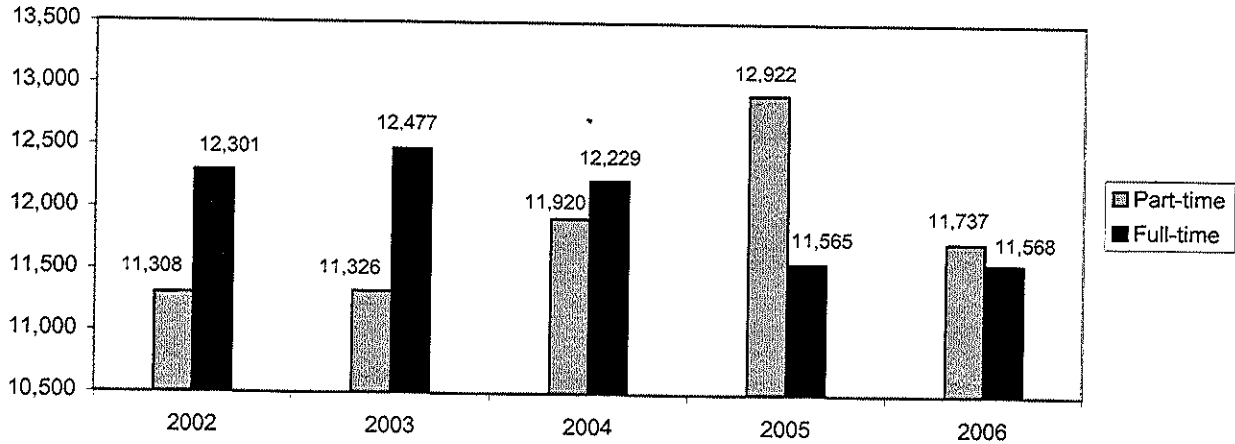
HEADCOUNT ENROLLMENT OF UTAH COUNTY RESIDENTS BY INSTITUTION
Fall Semesters 2001-2005



Source: Utah System of Higher Education, 2005-06 Data Book



PART-TIME/FULL-TIME HEADCOUNT
Fall Semester 2002-2006

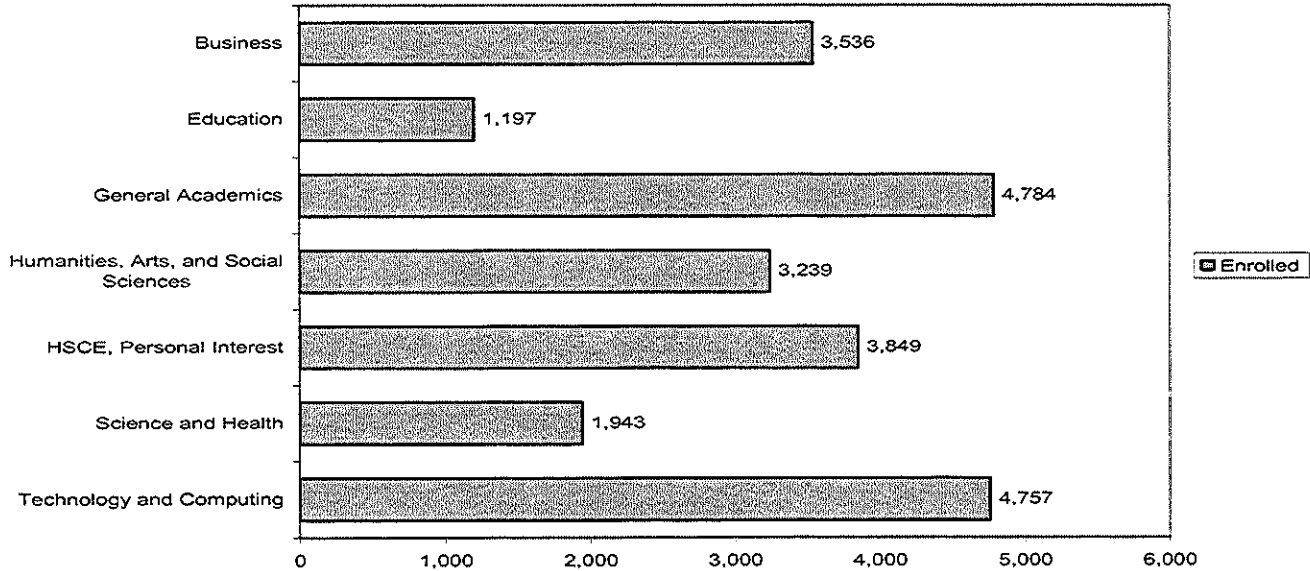


Source: Utah Valley State College, Office of Institutional Research



Headcount by School, Fall Semester

HEADCOUNT BY SCHOOL
Fall Semester 2006



Source: Utah Valley State College, Office of Institutional Research



FALL SEMESTER 2005 ENROLLMENT COMPARISON OF
UTAH UNIVERSITIES AND COLLEGES

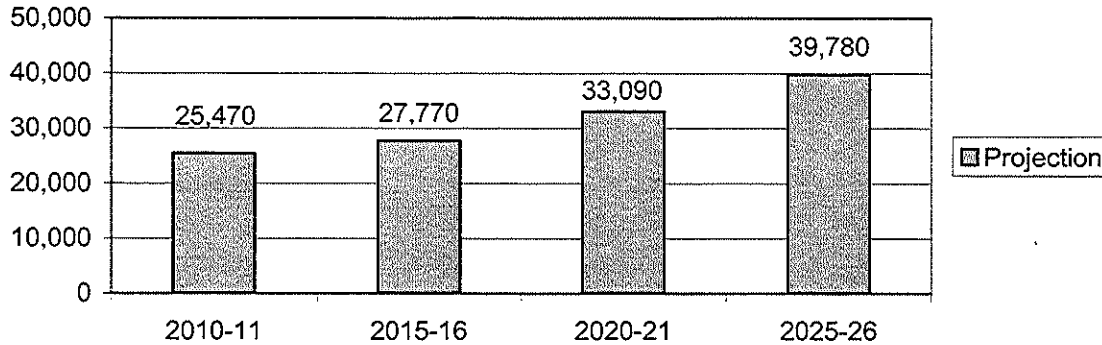
	<u>Fall 2005</u>		<u>Five-Year Average</u>	
	<u>Headcount</u>	<u>FTE</u>	<u>Headcount</u>	<u>Growth Rate</u> <u>FTE</u>
College of Eastern Utah	2,179	1,662	-4.13%	-4.03%
Dixie State College of Utah	9,114	4,495	5.12%	2.00%
Salt Lake Community College	25,551	14,200	1.10%	.60%
Snow College	4,113	2,956	.08%	-1.66%
Southern Utah University	6,859	5,370	2.51%	0.77%
University of Utah	30,558	24,089	2.09%	1.74%
Utah State University	23,107	16,584	0.09%	-0.36%
Utah Valley State College	24,487	16,081	1.66%	1.21%
Weber State University	18,334	12,907	1.25%	1.29%
Total	144,302	98,344	1.39%	0.77%

Source: Utah System of Higher Education, 2006-2007 Data Book



UTAH VALLEY STATE COLLEGE
FALL HEADCOUNT ENROLLMENT PROJECTIONS
2010-2026

Projection



Source: Utah Valley State College, Utah State Board of Regents



Utah Valley
State College

FACT BOOK 2006-2007

Student Profile



Utah Valley
State College

FACT BOOK 2006-2007

Student Profile



STUDENT PROFILE





CONTENTS

STUDENT PROFILE

Mean Age of Students, Fall Semesters 2002-2006 (graph)	82
Headcount Distribution by Age, Fall Semesters 2002-2006	83
Headcount Distribution by Race/Ethnic Group, Fall Semesters 2002-2006	84
Male/Female Headcount, Fall Semesters 2002-2006 (graph)	85
Headcount by Class Standing, Fall Semesters 2002-2006 (graph)	86
Geographic Residency of Students – United States, Fall Semester 2006	87
Countries Represented by Foreign Students, Fall Semester 2006	89
Number of Degrees Awarded, 2005-2006 School Year	91



MEAN AGE OF STUDENTS
Fall Semesters 2002-2006



Source: Utah Valley State College, Office of Institutional Research



HEADCOUNT DISTRIBUTION BY AGE
Fall Semesters 2002-2006

	<u>2002</u>	<u>2003</u>	<u>2004</u>	<u>2005</u>	<u>2006</u>
Under 18 years	3,614	3,482	4,062	4,335	2,911
18-19 years	4,041	3,877	3,899	3,796	3,846
20-21 years	3,790	3,702	3,545	3,181	3,343
22-24 years	5,885	5,917	5,694	5,627	5,386
25-29 years	3,622	3,997	4,122	4,559	4,564
30-34 years	1,065	1,208	1,244	1,355	1,500
35-39 years	568	572	606	641	701
Over 39 years	1,024	1,048	967	980	1,049
Unknown	<u>0</u>	<u>0</u>	<u>10</u>	<u>13</u>	<u>5</u>
Total Headcount	23,609	23,803	24,149	24,487	23,305
Mean Age	23.1	23.3	23.1	23.2	23.8



HEADCOUNT DISTRIBUTION BY RACE/ETHNIC GROUP

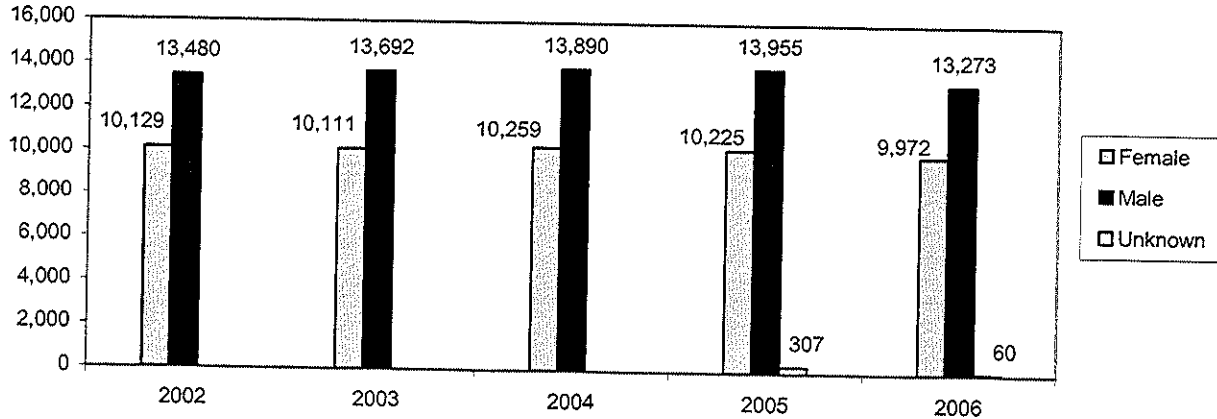
Fall Semester 2002-2006

	<u>2002</u>	<u>2003</u>	<u>2004</u>	<u>2005</u>	<u>2006</u>
American Indian/Alaskan Native	177	200	219	242	223
Asian	233	206	236	318	269
Black	82	96	95	112	124
Hispanic	698	701	811	937	1,019
Native Hawaiian/Pacific Islander	123	159	200	189	211
White	21,516	21,382	21,451	20,791	19,857
Non-resident Alien	496	534	395	239	287
Other/Not Specified	<u>284</u>	<u>525</u>	<u>742</u>	<u>1,659</u>	<u>1,315</u>
Total	23,609	23,803	24,149	24,487	23,305

Source: Utah Valley State College, Office of Institutional Research



MALE/FEMALE HEADCOUNT
Fall Semesters 2002-2006

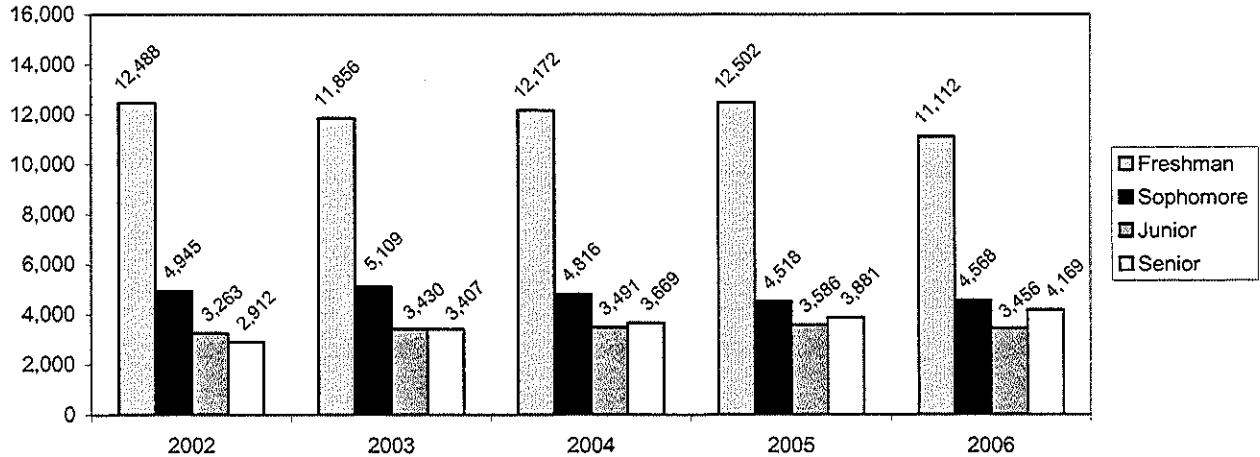


Source: Utah Valley State College, Office of Institutional Research



Headcount by Class Standing

HEADCOUNT BY CLASS STANDING*
Fall Semester 2002-2006



*Includes Concurrent Enrollment students

Source: Utah Valley State College, Office of Institutional Research



GEOGRAPHIC RESIDENCY OF STUDENTS -- UNITED STATES

Fall Semester 2006

<u>States Represented</u>	<u>Number</u>	<u>States Represented</u>	<u>Number</u>
Alabama	9	Massachusetts	14
Alaska	31	Michigan	39
Arizona	165	Minnesota	20
Arkansas	20	Mississippi	9
California	586	Missouri	38
Colorado	134	Montana	25
Connecticut	13	Nebraska	8
Delaware	3	Nevada	110
Florida	68	New Hampshire	6
Georgia	30	New Jersey	31
Hawaii	41	New Mexico	40
Idaho	119	New York	37
Illinois	36	North Carolina	30
Indiana	24	North Dakota	1
Iowa	18	Ohio	48
Kansas	17	Oklahoma	13
Kentucky	13	Oregon	53
Louisiana	7	Pennsylvania	47
Maine	5	Rhode Island	13
Maryland	36	South Carolina	12

*Geographic Residency of Students
United States (Continued)*



Utah Valley
State College

FACT BOOK 2006-2007

<u>States Represented</u>	<u>Number</u>	<u>States Represented</u>	<u>Number</u>
South Dakota	5	Virginia	54
Tennessee	21	Washington	121
Texas	168	West Virginia	5
Utah	20,231	Wisconsin	39
Vermont	<5	Wyoming	28
		Foreign, Unknown & Armed Forces	661
All 50 States Represented		Total:	23,305

Source: Utah Valley State College, Office of Institutional Research



COUNTRIES REPRESENTED BY FOREIGN STUDENTS

Fall Semester 2006

Country

Armenia
Bahamas
Belgium
Bolivia
Brazil
Canada
Chile
China
Dominican Republic
Ecuador
French Polynesia
Germany
Honduras
Hong Kong
Jamaica
Japan

Country

Jordan
Kiribati
Korea-Republic (South Korea)
Kyrgyzstan
Mauritius
Mexico
Mongolia
Nepal
Nicaragua
Norway
Peru
Portugal
Russia
Singapore
South Africa
Switzerland

*Countries Represented by Foreign Students
(Continued)*



Utah Valley
State College

FACT BOOK 2006-2007

Country

Taiwan
Tonga

Country

United Kingdom
Venezuela

TOTAL NUMBER OF FOREIGN COUNTRIES, FALL 2006: 36

TOTAL NUMBER OF FOREIGN STUDENTS, FALL 2006: 287

Source: Utah Valley State College, Office of Institutional Research



Number of Degrees Awarded

**NUMBER OF DEGREES AWARDED
2005-2006 SCHOOL YEAR**

One-Year Certificate	29
Diploma	1
Associate in Applied Science	301
Associate in Arts	122
Associate in Science	1,409
Bachelor of Arts	61
Bachelor of Fine Arts	8
Bachelor of Science	<u>1,222</u>
Total	3,153

Source: Utah Valley State College, Office of Institutional Research



Utah Valley
State College

FACT BOOK 2006-2007

Support Organizations



SUPPORT ORGANIZATIONS



Utah Valley
State College

FACT BOOK 2006-2007

Support Organizations



CONTENTS

SUPPORT ORGANIZATIONS

Faculty Senate Presidents	96
Professional Association of College Employees Presidents (ACE/PACE).....	97
Utah Valley State College Foundation Board of Directors 2006-2007	98
Utah Valley State College Past Foundation Board Members.....	99
Utah Valley State College Alumni Association Board of Directors 2006-2007	102
Utah Valley State College Alumni Past President's Club	103



FACULTY SENATE PRESIDENTS

2006-08	Steven Clark	1989-90	J. D. Davidson
2004-06	Ellen Hall-Loveland	1988-89	Orrin A. Nelson
2002-04	Mike Shively	1987-88	Barbra Ann Hoge
2000-02	Ron Hammond	1986-87	F. Dennis Farnsworth
1998-00	Grant Richards	1985-86	Larry B. Marsing
1997-98	Gaya Carlton	1984-85	Kenneth M. Foster
1996-97	Ernie L. Carey	1983-84	Wesley M. Bitters
1995-96	Larry Holt	1982-83	J. D. Davidson
1994-95	Hugh Rode	1981-82	Kenneth M. Foster
1993-94	D. J. Rowley	1980-81	Robert F. Steele
1992-93	Douglas Bradley	1979-80	Russell C. Black
1991-92	Del Shumway	1978-79	Douglas E. Warner
1990-91	Bonnie G. Henrie	1977-78	Stephen L. Adams

Source: Utah Valley State College, Faculty Senate Minutes



**PROFESSIONAL ASSOCIATION OF COLLEGE EMPLOYEES
PRESIDENTS (ACE/PACE)**

2006-2007	PACE	Louise Bridge
2004-05	PACE	Candace Marks
2003-04	PACE	Shad Sorenson
2002-03	PACE	Vickie Walker
2001-02	PACE	Phil Clegg
2000-01	PACE	Merrill Oyler
1999-00	PACE	Gary Griffin
1998-99	PACE	Jeanette Hall
1996-98	PACE	Robert Rasmussen
1995-96	PACE	Nancy Bartlett
1994-95	PACE	Marilyn Mansfield
1993-94	PACE	Tara Yates
1992-93	PACE	Michael L. Jones
1991-92	PACE	Leah J. Holt
1990-91	PACE	Michael V. Jacobsen
1989-90	PACE	Noel C. Lyman
1988-89	PACE	Thomas R. Rasmussen
1987-88	PACE	Evan A. Frampton
1986-87	ACE	Linda L. Makin
1985-86	ACE	Lucile M. Steele
1984-85	ACE	Duane Jacobs

Source: Utah Valley State College, PACE President



**UTAH VALLEY STATE COLLEGE FOUNDATION
BOARD OF DIRECTORS
2006-2007**

Debbie Bingham	Tom Macdonald
Kimberly G. Brown	Mary Morris
Sandy Capell (Accountant)	Regina Peacock
Paul Clyde (Chair Elect)	Louis Pope
Kevin Cope	Tom Powell
Stephen M.R. Covey	Bill Raymond
Joanna Cox (Secretary)	Stanford Ricks
Howard Edwards	Michelle Scott
Stephen W. Gibson	William Sederburg
Val Hale	Tim Stay
Tom Heal	Andrew Stone
Richard Hill	Toni Sullivan
Jeff Kahn (Chair)	Ian Wilson



**UTAH VALLEY STATE COLLEGE
PAST FOUNDATION BOARD MEMBERS**

G. William "Bill" Aaron	Victor I. Cartwright	H. Clyde Davis
Dave Adams	Homer C. Chandler	Jeff Driggs
Bill J. Anderson	Dick L. Chappell	Howard L. Edwards
Russel B. Anderson	James K. Clark	Leonard R. Ellis
Derelys Anthony	Jim Clark	Paul A. Elstro
Gregory Austin	Ron Clark	Elaine Englehardt
Kenneth Balsler	Stephen Clark	James Fenton
Ray Bartholomew	Louise Clyde	Terry Flynn
James V. Bassi	Paul Clyde	Frank Gardner
Charles Bateman	Wilford Clyde	George Gardner
Leland Bird	Bill Cobb	Stephen W. Gibson
Roger Bjarnson	Jackie Coleman	Nadine Gillmor
Kimberly G. Brown	Stanley E. Collins	David Gunther
Merrill Bushnell	Kevin Cope	Orville Gunther
Dan Campbell	Stephen M.R. Covey	Lawrence Haines
Joe Cannon	Stephen R. Covey	Val Hale
Sandy Capell	Louis E. Crandall	David D. Halladay
Craig Carlile	Ronald J. Dallin	Ronald Hawkins

Source: Utah Valley State College, Office of Institutional Advancement

*Utah Valley State College Past Foundation
Board Members (Continued)*



Utah Valley
State College

FACT BOOK 2006-2007

Tom Heal	Doyle Mortimer	Regina Peacock
Gary R. Hebert	Becky Nelson	Phillip Pearlman
Thone Heppler	Greg Nelson	O. Kay Peterson
J. Marvin Higbee	Margaret Nelson	James C. Pinegar
Edward T. Higgins	Renee Nelson	Max L. Pinegar
Sandy Hirsche	Val J. Neuenswander	Roger Plothow
Doug Horne	John Nielsen	Louis Pope
Mark James Howard	J. Ross Nielsen	Brenda Powell
Merlynn K. Jones	Norm Nielsen	Florence B. Ragan
Jeff Kahn	Douglas A. Nielson	Bob Rasmussen
Molly Knowles	Jim Nielson	Bill Raymond
Hames B. Lindahl	H. Don Norton	David Reeves
JoAnn B. Losee	Don A. Oldham	Anagene D. Roberts
Philip B. Marriott	Joseph F. Ollivier	Kerry Romesburg
Tim McFarland	Gilbert T. Olsen	Darrel L. Ross
James O. Miner	Glen A. Overton	Dee Sandgren
Jay Mitton	David Palfreyman	Neal Savage
Mary Morris	Russell Park	Michelle Scott

Source: Utah Valley State College, Office of Institutional Advancement

*Utah Valley State College Past Foundation
Board Members (Continued)*



Utah Valley
State College

FACT BOOK 2006-2007

William Sederburg
Steve Shallenberger
Karla Sheehan
Andy Shelline
Barbara Smith
Marlon O. Snow
Wilson W. Sorensen
LaVome Sparks
Joseph D. Squire
Tim Stay
Brent R. Sumner

Jared Sumsion
Swen Swenson
Paul Sybrowsky
Brent Turner
Maria Vargas
Carol Walker
Linda Walton
Dale Warburton
John West
Thomas Whitaker
Craig Willett

Harold Williams
Ian Wilson
Hal Wing
Steve Winn
Ryan Winters
B.J. Wright
Karl A. Wrigley
Brent York
Allen Keith Young

Source: Utah Valley State College, Office of Institutional Advancement



**UTAH VALLEY STATE COLLEGE
ALUMNI ASSOCIATION BOARD OF DIRECTORS 2006-2007**

Wes Bitters	Retired UVSC Faculty
Dick Chappell	Family First Federal Credit Union
Jim W. Erickson	Cinema Group/IMAX Theatres
Jay Fugal	President Student Alumni Association
Michael Ho	K & K Printing
Ryan K. Howell	Utah Community Credit Union
Regina Peacock	Steven Peacock, DDS
Bill Pope	US Synthetic Corp.
Thomas C. Powell, President	Boy Scouts of America-Utah National Parks Council
Adam Robertson	Scera Center for the Arts
Mary Robinson	
Andrew Stone	UVSC Student Body President
Toni D. Sullivan	A-Plus Home Health
Brian Wall	Nature's Sunshine
Roger B. Woolstenhulme	Wyngate Properties, Inc.
B. J. Wright, Past President	Association Board A Plus Benefits



**UTAH VALLEY STATE COLLEGE
ALUMNI PAST PRESIDENT'S CLUB**

2004-2006	B.J. Wright	A Plus Benefits
2002-2004	Tom Heal	Tom Heal Commercial Real Estate, Inc
2000-2002	Barbara A. Smith	KTVX Channel 4
1997-2000	Dave F. Adams	Dave Adams Classic Auto Repair, Inc.
1995-1997	Jeffrey S. Kahn	Zions Bank
1994-1995	Geri S. Clements	Red Gazelle Design Group
1993-1994	Bill A. Brown	Power Quest
1992-1993	Greg S. Nelson	Calorimetry Sciences Corp.
1991-1992	David D. Halladay	Trustconsult
1990-1991	Brent J. DeMille	Affiliated Realty Group
1989-1990	Jon W. Startup	Startup's Historic Candy Factory



Utah Valley
State College

FACT BOOK 2006-2007

Finance



Utah Valley
State College

FACT BOOK 2006-2007

Finance

FINANCE



Utah Valley
State College

FACT BOOK 2006-2007

Finance



CONTENTS

FINANCE

History of Education and General Operating Budgets and State Appropriations	108
History of State Appropriations Per FTE	110
Education & General Operating Funds Use Expenditure Category 2006-2007 (graph)	112
Education & General Operating Funds Expenditure Purpose 2006-2007 (graph)	113
Education & General Revenue Sources 2006-2007 (graph)	114
Fuel and Power Expenditures (graph)	115
Scholarship Activity Report 2005-2006	116
Tuition Waiver Activity Report 2005-2006	119
Financial Aid Activity Report 2005-2006	121
Federal Grants 2005-2006	122
State Grants 2005-2006	125
Private/Other Grants 2005-2006	126



**HISTORY OF EDUCATION AND GENERAL
OPERATING BUDGETS AND STATE APPROPRIATIONS**

<u>Year</u>	<u>Total Budget</u>	<u>State General/ Income Tax Fund</u>	<u>Percentage</u>
2006-07	\$99,866,000	\$49,766,900	49.83%
2005-06	\$98,381,100	\$47,633,700	48.42%
2004-05	\$89,242,000	\$41,569,600	46.58%
2003-04	\$82,700,000	\$40,217,200	48.63%
2002-03	\$76,735,000	\$39,967,000	52.08%
2001-02	\$69,100,000	\$41,202,900	59.63%
2000-01	\$59,052,900	\$36,356,600	61.57%
1999-00	\$53,270,000	\$32,823,600	61.62%
1998-99	\$48,065,900	\$29,503,600	61.38%
1997-98	\$43,568,200	\$26,758,700	61.42%
1996-97	\$40,060,000	\$24,380,200	60.86%
1995-96	\$37,960,000	\$22,138,100	58.32%
1994-95	\$33,800,000	\$19,454,300	57.56%
1993-94	\$29,663,000	\$17,364,100	58.54%
1992-93	\$26,416,500	\$16,121,200	61.03%
1991-92	\$23,538,800	\$14,994,600	63.70%
1990-91	\$21,319,500	\$13,939,400	65.38%



<u>Year</u>	<u>Total Budget</u>	<u>State General/ Income Tax Fund</u>	<u>Percentage</u>
1989-90	\$18,856,800	\$12,370,900	65.60%
1988-89	\$17,268,400	\$11,449,800	66.30%
1987-88	\$16,796,426	\$11,162,400	66.46%
1986-87	\$15,967,752	\$10,716,500	67.11%
1985-86	\$15,400,281	\$10,723,475	69.63%
1984-85	\$13,854,100	\$9,963,500	71.92%
1983-84	\$12,021,700	\$7,997,700	66.53%
1982-83	\$11,377,500	\$7,671,400	67.43%
1981-82	\$10,281,200	\$7,054,100	68.61%
1980-81	\$8,656,400	\$6,206,500	71.70%
1979-80	\$7,462,800	\$5,346,500	71.64%

Source: Utah Valley State College, Budget Office



HISTORY OF STATE APPROPRIATIONS PER FTE*

<u>Year</u>	<u>Base State Tax Funds</u>	<u>Annualized FTE</u>	<u>Appropriation Per FTE</u>
2005-06	47,633,700	14,496	3,286
2004-05	41,569,600	16,113	2,579
2003-04	40,217,200	16,679	2,411
2002-03	39,967,000	16,890	2,366
2001-02	41,202,900	15,750	2,616
2000-01	36,356,600	13,904	2,615
1999-00	32,823,600	12,559	2,614
1998-99	29,503,600	11,540	2,557
1997-98	26,758,700	10,058	2,661
1996-97	24,380,200	9,721	2,508
1995-96	22,138,100	8,988	2,463
1994-95	19,454,300	8,437	2,306
1993-94	17,364,100	8,021	2,165
1992-93	16,121,200	7,472	2,158
1991-92	14,994,600	6,732	2,227
1990-91	13,939,400	5,787	2,409
1989-90	12,370,900	5,854	2,113

*FTE = Full-time equivalent. Full-time equivalent is the total number of credit hours in which students are enrolled divided by 15 (the credit hour load of a hypothetical "full-time" student).



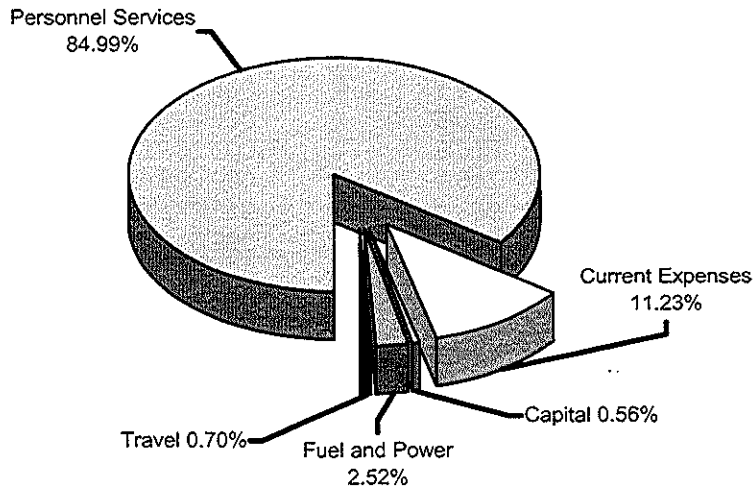
History of State Appropriations Per FTE (Continued)

<u>Year</u>	<u>Base State Tax Funds</u>	<u>Annualized FTE</u>	<u>Appropriation Per FTE</u>
1988-89	11,449,800	5,329	-2,149
1987-88	11,162,400	5,302	2,105
1986-87	10,716,500	5,206	2,058
1985-86	10,723,475	4,899	2,189
1984-85	9,963,500	4,947	2,014
1983-84	7,997,700	5,272	1,517
1982-83	7,671,400	5,035	1,524
1981-82	7,054,100	4,349	1,622
1980-81	6,206,500	3,840	1,616
1979-80	5,346,500	3,250	1,645

Source: Utah Valley State College, Budget Office



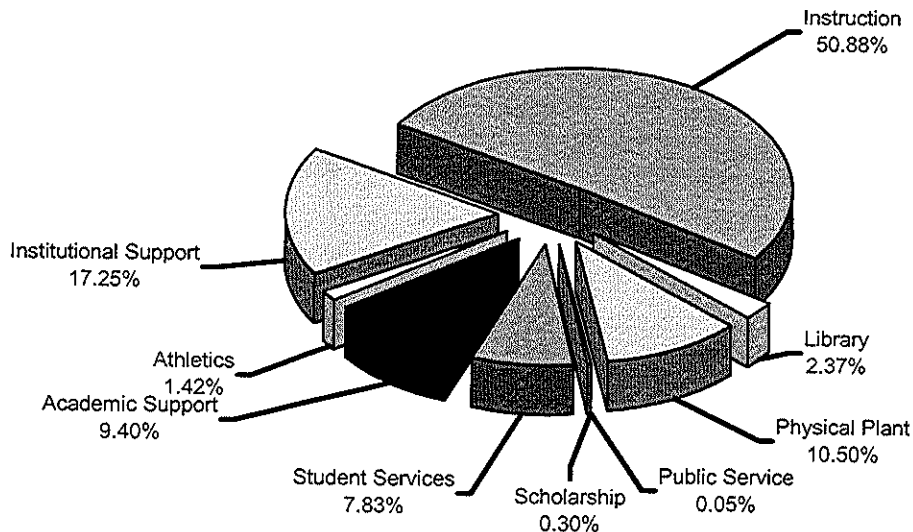
EDUCATION & GENERAL OPERATING FUNDS
USE EXPENDITURE CATEGORY 2006-2007



Source: Utah Valley State College, Budget Office



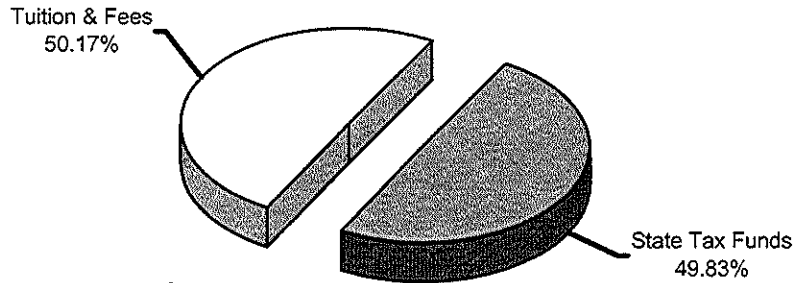
**EDUCATION & GENERAL OPERATING FUNDS
EXPENDITURE PURPOSE 2006-2007**



Source: Utah Valley State College, Budget Office



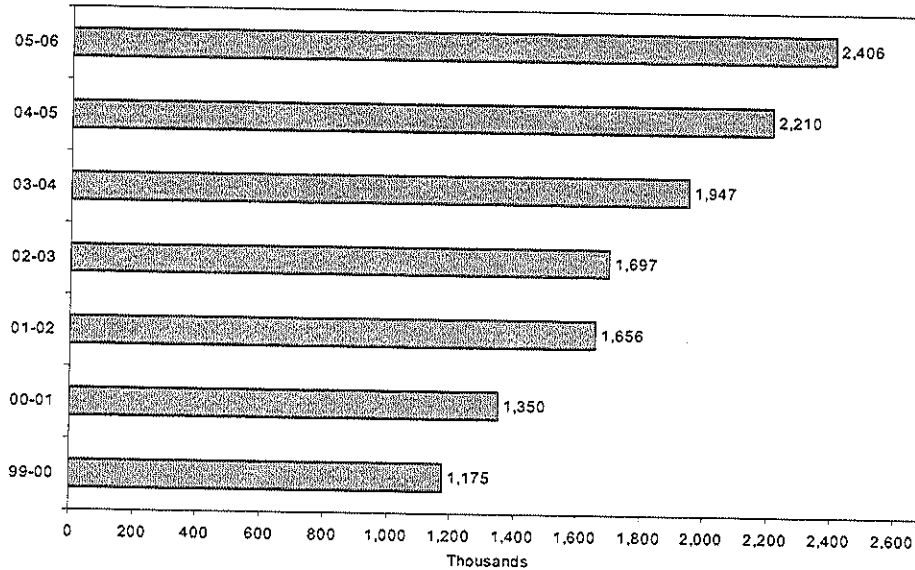
EDUCATION & GENERAL REVENUE SOURCES
2006-2007



Source: Utah Valley State College, Budget Office



FUEL AND POWER EXPENDITURES
(INCLUDES ENERGY PROJECTS APPROVED BY THE BOARD OF REGENTS)



Source: Utah Valley State College, Budget Office



SCHOLARSHIP ACTIVITY REPORT
2005-2006

<u>NAME</u>	<u>#</u>	<u>AMOUNT</u>	<u>NAME</u>	<u>#</u>	<u>AMOUNT</u>
Allyson W. Ollivier Endowed Nursing Scholarship	1	500.00	Far West Bank Endowed Scholarship Fund	2	1,944.00
Angus & Jenny Belliston Endowed Scholarship	2	1,972.00	Fawn Walker Endowed Scholarship Fund	11	20,655.00
Alden and Nancy Tueller Scholarship	1	784.00	First Security Foundation Scholarship Fund	1	3,020.00
Auto Expo Endowed Scholarship	3	2,104.00	Florence B. Ragan Aviation Scholarship	1	1,200.00
Bamberger Memorial Foundation Scholarship	7	5,000.00	Florence B. Ragan Culinary Arts Scholarship	6	4,000.00
Bill & Margaret Pope Endowed Scholarship Fund	30	42,570.00	Florence B. Ragan Endowment Scholarship	13	14,780.00
Blaine & Louise Clyde Endowed Scholarship	1	1,600.00	Florence B. Ragan Nursing Scholarship	3	2,000.00
Bruce & Deanna Hammond End. Scholarship Fund	2	5,160.00	Florence B. Ragan Theater Scholarship	2	1,935.00
Bryce & Lorraine Pollard Endowed Scholarship	2	1,180.00	General Endowed	6	6,900.00
C.T. & Barbara Greer Nursing Endowed Scholarship	8	6,657.00	General Scholarship	15	15,400.00
Cazier Scholarship	7	3,500.00	George & Lily Pearson Trust Scholarship Fund	4	4,880.00
Central Bank & Trust Scholarship	4	5,712.00	Gerald G. Conder Memorial Endowed Scholarship	1	505.00
CSE INTERSHIP	2	800.00	Gillmor Wasatch Campus Scholarship	1	1,100.00
Delance W. & Dorothy H. Squire Endowed Nursing Education Sch	1	479.00	Golden Gate Scholarship	14	100,000.00
Democratic Women of UT County Scholarship Fund	1	750.00	Grandon, Nand Allred, Lanora Scholarship	1	128.00
Don & Toni Sullivan Endowed Scholarship Fund	2	2,580.00	H.R. Wing Family Endowed Scholarship	1	719.00
Donald & Renee Butler Endowed Scholarship Fund	1	2,178.00	Henrietta Herwig Memorial End. Scholarship	7	25,015.77
Electrical Wholesale Supply Scholarship	2	2,000.00	Henry & Jean Davis Endowed Scholarship Fund	1	450.00
Enterprise Rent-A-Car	1	2,000.00	Howard & Mary D. Nelson Endowed Scholarship	1	630.00



Scholarship Activity Report (Continued)

<u>NAME</u>	<u>#</u>	<u>AMOUNT</u>	<u>NAME</u>	<u>#</u>	<u>AMOUNT</u>
Humanities Scholarship Fund	1	466.00	Marion & Ann Snow Scholarship Fund	3	2,000.00
International Lineman Rodeo Scholarship	1	1,000.00	Maxine W. Kroescher Endowed Scholarship	1	570.00
IPSA Scholarship	8	4,000.00	Miles & Mary Morris Automotive Endowed Scholarship Fund	2	1,170.00
Irma Burge Memorial Endowment Scholarship	1	839.00	Miles & Mary Morris Business Endowed Scholarship Fund	1	1,146.00
Jack and Holly Zenger Endowed Scholarship	2	2,580.00	Minority Scholarship Fund	4	3,225.00
Jackson Howard Pre-School Assistance Program	3	2,400.00	Morris/Murphy Memorial Endowed Scholarship Fund	3	2,000.00
Jamie Swenson Scholarship	2	3,580.00	Nadine F. Gillmor Endowed Scholarship	9	10,965.00
JoAnn B. Losee President's Award End. Sch Fund	1	1,290.00	Nature's Sunshine Products UVSC Scholarship	1	2,580.00
John K. Hayes Endowed Scholarship	1	492.00	Nestle/Stouffer Corp. Endowed Scholarship	1	500.0
Johnson, Culinary Arts	1	1,000.00	Nu Skin International, Inc. Endowed Scholarship	1	1,107.00
Joseph Dan Adams Scholarship	1	2,900.00	Oliver & Edna Hansen Endowed Scholarship Fund	3	1,800.00
KEOH Philosophy Scholarship	1	1,500.00	Ollivier Business/Entrepreneurial End. Scholarship Fund	1	1,000.00
Kerry D. Romesburg Endowed Scholarship	1	1,248.00	Orem Rotary Club Scholarship Fund	1	2,000.00
Key Bank Scholarship Fund	1	1,200.00	Orville Carl Gunther Family Endowed Scholarship	8	10,920.00
Leadership Center Scholarship for High School Seniors	6	14,190.00	PacifiCorp Scholarship	1	250.00
Leland & LaVern Gappmayer Endowed Scholarship Fund	3	4,556.00	Peery Foundation Scholarship	8	16,190.00
LPN Assoc. Endowment Scholarship Fund	1	918.00	Pleasant Grove Medical Endowed Scholarship Fund	1	1,511.00
Margaret Jenson Scholarship	2	1,000.00	Presidential Scholarship	27	45,129.00

Scholarship Activity Report (Continued)

<u>NAME</u>	<u>#</u>	<u>AMOUNT</u>	<u>NAME</u>	<u>#</u>	<u>AMOUNT</u>
RC Willey Home Furnishing Endowed Scholarship	1	2,132.00	Universal Industrial Sales, Inc., Endowed Sch Fund	2	2,390.00
Richard & Zepha Boggess Scholarship Fund	2	2,000.00	Utah County Centennial Committee Endowed Sch Fund	2	500.00
Robert & Anne Peper Endowed Scholarship Fund	1	1,106.00	Utah Fire & Rescue Academy (UFRA) Store Scholarship	5	1,750.00
Ron & Terri Lindorf Endowed Annual Market Research Sch Fund	1	2,580.00	Utah Valley Home Builders Association Sch Endowment	5	6,000.00
Saitama Auto Diesel Endowed Scholarship	5	4,006.00	UVSC Board of Trustees Scholarship Fund	3	3,840.00
School of Business Faculty/Staff Scholarship Fund	1	976.00	UVSC Henrietta Herwig Memorial Scholarship	3	2,600.00
School of Science & Health Faculty/Staff Scholarship	11	7,640.00	Val A. Browning Trust	12	8,293.00
Sequel Magazine Scholarship	1	2,580.00	Wasatch Aero Services, LLC. Scholarship	9	16,770.00
Sherman & Sheryle Cloward Endowed Scholarship	1	475.00	Wasatch Campus Scholarship	1	500.00
Siddoway Family Endowed Scholarship	1	184.00	Wells Fargo Bank Scholarship	1	688.00
Springville Rotary Club Scholarship	5	7,960.00	William A. Sederberg Scholarship	1	1,406.00
Stephen W. Gibson Entrepreneurial Scholarship Fund	2	3,692.00	William F. Salisbury Endowed Scholarship Fund	1	10,000.00
Steve & Emilie Johnson TTI/VICA Scholarship	5	4,290.00	Wolverine Club Athletic Scholarship	250	153,660.20
Student Alumni Association Leadership Scholarship	22	19,640.00	Woodbury Endowment Scholarship Fund	8	18,060.00
Student to Student Scholarship Fund	1	2,580.00	Worth of A Soul Foundation Scholarship	2	2,184.00
Teaa Wilcox Memorial Scholarship	2	2,000.00	Zions Bank Founder's Scholarship	4	11,067.00
The Daily Herald Scholarship	5	5,000.00	TOTAL	658	750,558.97

Source: Utah Valley State College, Financial Aid Office



TUITION WAIVER ACTIVITY REPORT
2005-2006

<u>NAME</u>	<u>#</u>	<u>AMOUNT</u>	<u>NAME</u>	<u>#</u>	<u>AMOUNT</u>
Presidential Ambassadors	29	31,805.00	Athletics Non-Res Previous	26	216,720.00
General Academics	3	3,870.00	Athletics Resident Scholarship	103	186,831.00
Wellness Center Tuition Waiver	4	5,160.00	President Discretionary Non-Res Waiver	1	4,515.00
Ds-Hum, Arts And Soc Sciences	45	49,020.00	Student Act Cheer Scholarship	23	16,250.00
Ds-Business	70	72,830.00	Student Activities Tuition Waiver	60	81,690.00
Ds-Technology and Computing	39	50,310.00	Pres Discretionary Non-Res Portion Waiver	2	5,013.50
Ds-Science And Health	47	49,020.00	Student Activities Non-Res Tuition Waiver	3	5,160.00
Ds-Computer Science And Engineering	48	48,970.00	Student Act Media Scholarship	33	43,900.00
Sterling Scholars Scholarship	25	41,825.00	Student Act Non-Res Previous	5	36,120.00
Ds-Education	30	36,442.50	International Counsel	8	18,060.00
Performing Arts - Ballet	5	10,320.00	Athletic Full Non-Res Waiver	4	36,120.00
Performing Arts- Ballroom	14	22,575.00	International Counsel Previous	6	49,665.00
Performing Arts-Modern Dance	23	42,570.00	Presidential NR Scholarship	1	4,515.00
Song And Dance	5	4,837.50	Presidential Scholarship	26	61,920.00
Performing Arts Theater	30	46,440.00	UCAS Scholarship	100	47,946.60
CTE Scholarship	17	34,830.00	Discretionary Waiver Non-Res	54	214,581.00
Performing Arts Music	62	88,042.50	National Guard Waiver	24	48,224.00
Financial Aid Discretionary 1/2 Waiver	1	1,290.00	Purple Heart Scholarship	3	8,771.00
Athletics NRRP Scholarship	31	67,780.00	UV Mentors Scholarship	30	68,370.00



Tuition Waiver Activity Report (Continued)

<u>NAME</u>	<u>#</u>	<u>AMOUNT</u>	<u>NAME</u>	<u>#</u>	<u>AMOUNT</u>
Rodeo Scholarship	15	21,285.00	Upward Bound/Talent Search	7	6,450.00
Cultural Diversity Scholarship	40	44,405.00	Trio-Student Support 1/2 Waiver	19	19,995.00
Cultural Diversity Scholarship	25	25,800.00	Skills USA	5	7,740.00
Theater Non-Resident Waiver	2	3,870.00	Theater Non-Res Previous	3	18,060.00
Hs Relations 1/2 Tuition Waiver	18	18,060.00	Music Non Res Previous	4	36,120.00
Ballet Non-Resident Waiver	1	2,580.00	Student Act Miss UVSC Scholar	1	2,580.00
Ballroom Non-Resident Waiver	2	2,580.00	Exemplary Merit Resident Scholarship	219	487,758.00
Modern Dance Non-Resident Waiver	2	5,160.00	Outstanding Merit Resident Scholarship	169	360,200.00
Music Non-Resident Waiver	5	9,030.00	Outstanding Merit Non-Res Scholarship	14	33,540.00
Ballet Non-Res Previous	1	9,030.00	Distinguished Merit Resident Scholarship	282	288,065.00
Ballroom Non-Res Previous	1	4,515.00	Distinguished Merit Non-Res Scholarship	<u>12</u>	<u>10,320.00</u>
CPCD	25	23,865.00	TOTAL	1,912	3,303,317.60

Source: Utah Valley State College, Financial Aid Office



**FINANCIAL AID ACTIVITY REPORT
2005-2006**

<u>Grants</u>	<u># of Students</u>	<u>Amount</u>	<u>Loans</u>	<u># of Students</u>	<u>Amount</u>
Federal Pell	7,451	17,097,420	Perkins	60	148,449
Federal SEOG	1,613	1,279,585	Stafford	9,947	28,341,371
LEAP	958	290,400	SFA Help Loan	556	539,551
UHEAA	321	279,000	International Loan	9	17,850
SFA HELP Grant	162	96,037	Short-Term Loans	2,797	3,594,783
International Grant	71	110,006	<u>Employment</u>	<u># of Students</u>	<u>Amount</u>
UCOPE Grant	67	53,184	UCOPE Work	82	277,392
HURREL Grant	15	40,258	Federal Work Study	349	1,199,356
Chavez Grant	31	29,800	International Work	13	47,558
			Total	53,442,000	



FEDERAL GRANTS 2005-2006

Agency	Title	Expended
US Dept of Education		
	Student Support Services	27,965.97
	Student Support Services	203,164.03
	Talent Search	263,604.00
	Upward Bound	286,808.00
	Educational Opportunity Center	233,056.00
	Child Care	41,440.00
	FIPSE Directed Grants - Single Parent Programs	48,162.00
	FIPSE Directed Grants - Turning Point	41,677.00
	FIPSE Directed Grants - County Jail Project	27,191.00
	Gear-Up	601,020.00
	Child Care Access Means Parents in School	190,266.00
	Projects with Industry	138,101.00
US Dept of Commerce		
National Institute of Standards & Technology		
	Utah Manufacturing Extension Partnership	821,337.00
US Dept of Justice		
Office of Justice Programs		
	Forensic Science	187,873.00



Agency	Title	Expended
National Science Foundation		
	Virtual Herbarium	67,806.00
Federal Emergency Management Agency		
	Training/Terrorism	62,710.00
Smithsonian		
	NASA - Chandra Observer	22,743.00
US Dept of the Interior		
	Bureau of Land Management	
	Endangered Species Monitoring (2 awards)	8,662.00
	Populations	10,089.00
	National Parks Service - Capital Reef	
	Sleeping Rainbow Ranch	144,847.00



Federal Grants (Continued)

Flow Through Funding

Agency	Title	Expended
Utah State Office of Education		
	US Dept of Ed - Vocational Education - Formula	1,043,731.00
	US Dept of Ed - Vocational Education - Tech Prep	242,396.00
	US Dept of Ed - Vocational Education	23,489.00
	US Dept of Ed - Vocational Education	23,947.00
Commission on Criminal & Juvenile Justice		
	Improve Forensic Sciences	50,314.00
Utah Dept of Workforce Services		
	US Dept of Health Human Services - Child Care Resource & Referral	446,640.00
	Office of Child Care - Wee Care Grant	793.00
	Office of Child Care - Playground Equipment Grant	464.00
Coastline Community College		
	US Dept of Ed - NORATEC	15,872.00
Utah Dept of Human Services		
	CSAP - State Incentive Enhancement	53,441.00
Salt Lake Community College		
	SBA Small Business Development Center	47,649.00
Total Federal Grants		1,948,736.00

Source: Utah Valley State College, Business Office



STATE GRANTS 2005-2006

<u>Agency</u>	<u>Amount</u>
School District Partnerships	8,907.00
Utah Department of Public Safety	4,900.00
Utah County Substance Abuse	3,721.00
Small Business Development Center - PTAC	14,880.00
State Institutional Trust Lands	3,515.00
Utah Dept of Health - Tobacco Prevention	17,392.00
Utah Dept of Natural Resources - Least Chub	496.00
Utah Dept of Health - Worksites Corporate Wellness	1,965.00
Utah Dept of Health - Pacific Islander Tobacco Prevention	42,288.00
Utah State University - IOTI Interpreter Cert Training	38,324.00
State of Utah - Utah Fire and Rescue	2,451,290.00
State of Utah - Wildland Engine Project	8,361.00
Total State Grants	2,596,039.00

Source: Utah Valley State College, Business Office



PRIVATE/OTHER GRANTS 2005-2006

<u>Agency - Title</u>	<u>Amount</u>
LDS Foundation - UV Leaders Grants	10,000.00
Sunshine Lady Foundation	5,557.00
Park Studies Inc	17,180.00
RMCiber Grant	1,446.00
Nursing HCA Cares Program	5,601.00
Total Other Grants	39,784.00

Source: Utah Valley State College, Business Office



Utah Valley
State College

FACT BOOK 2006-2007



Utah Valley
State College

FACT BOOK 2006-2007

Facilities



Utah Valley
State College

FACT BOOK 2006-2007

Facilities

FACILITIES





CONTENTS

FACILITIES

Physical Facilities, Current Facilities & Acreage as of January 2007.....	132
Physical Facilities, Requested & Buildings in Progress	133
Physical Facilities, Square Feet Per FTE by Institution 2005.....	134



PHYSICAL FACILITIES

Current Facilities and Acreage as of January 2007

<u>Building</u>	<u>Gross Square Feet</u>	<u>Building</u>	<u>Gross Square Feet</u>
Advancement Building	47,176	Pioneer House*	1,511
Baseball Stadium	48,990	Plant Services	18,626
Browning Administration Building	81,654	Provo Fire Academy	51,374
Central Plant	13,740	Provo/Hanger A	14,800
Child Care	4,899	Provo/Hanger B	33,000
Computer Science	163,047	Public Safety	4,491
Continuing Education	5,500	Science Building	78,696
Continuing Education #2	3,036	SCUP	4,041
Driver's Education	2,260	Sorensen Center	155,193
Education Building	46,952	Sparks Automotive Building	99,278
Environmental Technology	7,163	Wasatch Campus	70,361
Faculty Annex	7,977	Woodbury Art Gallery (leased space)	13,732
Geneva Building	35,564	Woodbury Business Building	<u>78,720</u>
Gunther Technology	145,879	Total Square Feet	1,835,664
Institutional Residence	5,705		
Liberal Arts	154,592	<u>Campus Acreage</u>	<u>Acres</u>
Losee Center	91,577	Main Campus	224+
McKay Center	179,112	Mountainland Advanced Tech. Center	28
Mountainland Advanced Tech. Center	58,194	Wasatch Campus	<u>56</u>
Physical Education Building	108,824	Total Acreage	308+

*Not occupied

Source: Utah Valley State College, Facilities Planning Office



PHYSICAL FACILITIES
Requested Facilities

Priority Requests for 2007

Gross Square Feet

None

PHYSICAL FACILITIES*
Buildings Currently in Progress

Facility

Gross Square Feet

Wolverine Service Center (remodel)

38,559

Building "L"

38,411

Digital Learning Center

180,000

Total Square Feet

256,970

*Square footage figures are approximate.

Source: Utah Valley State College, Facilities Planning Office



PHYSICAL FACILITIES
Square Feet Per FTE* by Institution 2005

Institution	FTE	Classrooms		Laboratories		Study Facilities		Total	
		Square feet	Sq Foot Per FTE	Square feet	Sq Foot Per FTE	Square feet	Sq Foot Per FTE	Square feet	Sq Foot Per FTE
University of Utah	24,089	298,071	12.37	389,051	16.15	469,556	19.49	1,156,678	48.02
Utah State University	16,584	198,633	11.98	287,348	17.33	197,116	11.89	683,097	41.19
Weber State University	12,907	174,801	13.54	227,309	17.61	106,758	8.27	508,868	39.43
Southern Utah University	5,370	58,665	10.92	130,460	24.29	63,081	11.75	252,206	46.97
Snow College	2,956	41,888	14.17	99,788	33.76	20,950	7.09	162,626	55.02
Dixie State College of Utah	4,495	50,993	11.34	142,275	31.65	25,162	5.60	218,430	48.59
College of Eastern Utah	1,662	52,093	31.34	86,814	52.23	24,127	14.52	163,034	98.10
Utah Valley State College	16,081	167,290	10.40	287,881	17.90	44,720	2.78	499,891	31.09
Salt Lake Community College	14,200	168,660	11.88	398,216	28.04	47,783	3.37	614,659	43.29
Total	98,344	1,211,094	127.94	2,049,142	238.96	999,253	84.76	4,259,489	451.70

*Full-time equivalent is the total number of credit hours in which students are enrolled divided by 15 (the credit hour load of a hypothetical "full-time" student). Source: Utah Systems of Higher Education Data Book, 2005-2006



Utah Valley
State College

FACT BOOK 2006-2007





Utah Valley
State College

FACT BOOK 2006-2007

Index

INDEX



INDEX

ACE/PACE Presidents.....	97
Age of Students, Mean, Fall Semesters 2002-2006 (graph).....	82
Alumni Association Board of Directors.....	102
Alumni Past President's Club.....	103
Athletics, Final Records and Conference Finishes.....	31
Bachelors Degrees, List of Approved.....	14
Board of Regents Chairs, Utah State.....	23
Board of Regents, Utah State.....	22
Board of Trustees.....	40
Board of Trustees Chairs.....	41
Buildings Requested & in Progress.....	133
Buildings, Current, As of January 2006.....	132
College Calendar, 2007 Fall Semester.....	20
College Calendar, 2007 Spring Semester.....	17
College Calendar, 2007 Summer Term.....	18
College Name Changes.....	21
College Presidents.....	21
Commissioners of Higher Education, Utah.....	23
Countries Represented by Foreign Students, Fall Semester 2006.....	89
County Resident/Non-Resident Headcount, Fall Semesters 2001-2005.....	67
Degrees, Number Awarded 2005-2006.....	91
Distinguished Employee Award.....	30
Education and General Operating Funds, Expenditure Purpose 2006-2007 (graph).....	113
Education and General Operating Funds, Use Expenditure Category 2006-2007 (graph).....	112
Education and General Revenue Sources 2006-2007 (graph).....	114



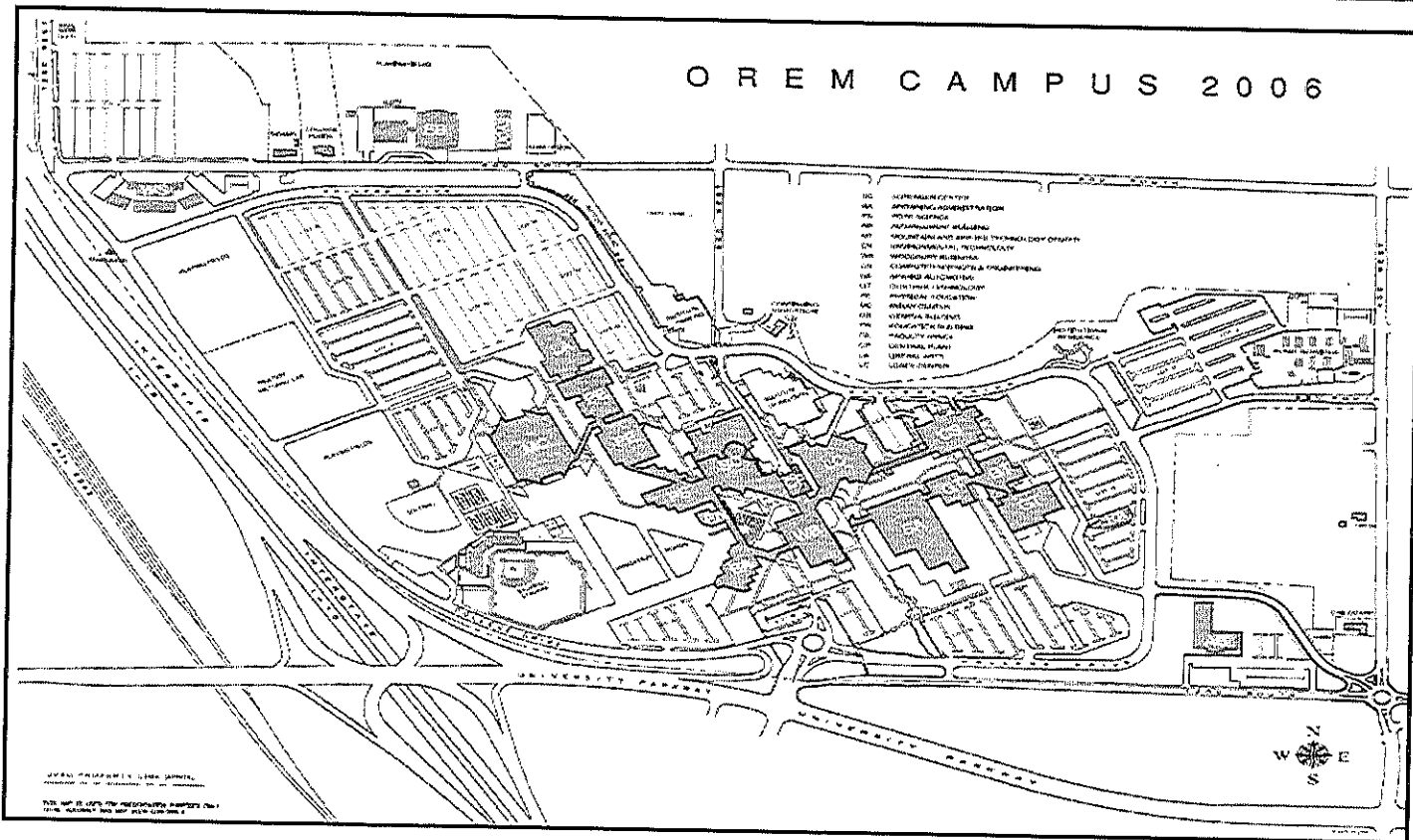
Index

Employees, Total Number of	54
Employment Projections by Major Industry, Utah	35
Enrollment Comparison of Utah Universities and Colleges, Fall Semester 2005	75
Enrollment Comparison-Annualized FTE Students, Budget Related (graph)	61
Enrollment, Full-Time Equivalent, Fall Semester 2006	60
Enrollment from Utah Counties, Fall Semester 2006	69
Enrollment History 1945-2006 (graph)	65
Enrollment History, Fall Semesters 2002-2006 (graph)	64
Enrollment History, Spring Semesters 2002-2006 (graph)	62
Enrollment History, Summer Semesters 2002-2006 (graph)	63
Enrollment Projections, Fall Headcount, Fall Semesters 2006-2014 (graph)	76
Faculty Excellence Award	28
Faculty Rank by Department	52
Faculty Senate Presidents	96
Financial Aid Activity Report 2005-2006	121
Foundation Board Members, Past, UVSC	99
Foundation Board, UVSC	98
Fuel and Power Expenditures (graph)	115
Full-time Equivalent Enrollment, Fall Semester 2006	60
Geographic Residency of Students-United States, Fall Semester 2006	87
Grants, Federal, 2005-2006	122
Grants, Private/Other, 2005-2006	126
Grants, State, 2005-2006	125
Headcount by School, Fall Semester 2006 (graph)	74
Headcount by Class Standing, Fall Semesters 2002-2006 (graph)	86
Headcount Distribution by Age, Fall Semesters 2002-2006	83
Headcount Distribution by Race/Ethnic Group, Fall Semesters 2002-2006	84



Headcount, Male/Female, Fall Semesters 2002-2006 (graph).....	85
Headcount, Part-time/Full-time, Fall Semesters 2002-2006 (graph)	73
Headcount, Resident/Non-Resident, Fall Semesters 2002-2006 (graph)	71
History of the College, A Brief.....	9
Honorary Degree Recipients.....	32
Main Feeder High Schools for UVSC, Fall Semester 2006	68
Map of College Campus	141
Mission Statement, Institutional	8
Operating Budget and State Appropriations, Education and General, History of	108
Operating Funds, Education and General, Expenditure Purpose 2006-2007 (graph).....	113
Operating Funds, Education and General, Use Expenditure Category 2006-2007 (graph)	112
PACE (formerly ACE) Presidents	97
Physical Facilities, Current Facilities & Acreage, As of January 2007	132
Physical Facilities, Buildings Requested & in Progress	133
Physical Facilities, Square Feet per FTE by Institution 2005.....	134
Population, Utah Valley, Projections	34
Race/Ethnic Distribution of Full-time Faculty by Gender, November 2006.....	46
Scholarship Activity Report 2005-2006	116
State Appropriation per FTE, History of	110
Student Body Presidents	26
Student Enrollment by Utah County Residency, Fall Semesters 2001-2005 (graph).....	72
Student Enrollment: Headcount & FTE, Fall Semester 2006.....	60
Total Number of Full-Time Faculty History 1988-2005 (graph).....	55
Tuition and Student Fees	25
Tuition Waiver Activity Report 2005-2006.....	119
Universities Represented by Doctorates of Contract Faculty and Administrators	47
Utah System of Higher Education.....	24
Utah Valley Population Projections.....	34

OREM CAMPUS 2006



UNIVERSITY OF UTAH
 ARCHITECTURAL SERVICES
 100 SOUTH UNIVERSITY AVENUE
 SALT LAKE CITY, UTAH 84142
 TEL: 801/524-4000
 FAX: 801/524-4001
 WWW: WWW.UHARCHITECTS.COM