


fact book
2004-2005



utah valley state college

UTAH VALLEY STATE COLLEGE
FACT BOOK
2004-2005 DATA
TABLE OF CONTENTS

GENERAL INFORMATION	3
ADMINISTRATION	39
FACULTY	45
ENROLLMENT	59
STUDENT PROFILE	79
SUPPORT ORGANIZATIONS.....	93
FINANCE.....	103
FACILITIES	123
INDEX.....	129
MAP OF COLLEGE CAMPUS.....	134

GENERAL INFORMATION

CONTENTS

GENERAL INFORMATION

Institutional Vision and Mission Statement.....	6
Statement of Values.....	7
History of Utah Valley State College.....	9
Approved Bachelors Degrees.....	16
College Calendar, 2005 Spring Semester.....	18
College Calendar, 2005 Summer Semester.....	19
College Calendar, 2005 Fall Semester.....	21
College Presidents and College Name Changes.....	22
Utah State Board of Regents.....	23
Utah Commissioners of Higher Education and Utah State Board of Regents Chairs.....	24
Utah System of Higher Education.....	25
Tuition and Student Fees.....	26
Student Body Presidents.....	27
Faculty Excellence Award.....	30
Distinguished Employee of the Semester.....	32
Athletics, Final Records and Conference Finishes.....	33
Honorary Degree Recipients.....	34
Utah Valley Population Projections.....	36
Utah Employment Projections by Major Industry.....	37

***VISION STATEMENT**

Utah Valley State College is committed to maintaining the responsiveness and flexibility of its historical mission, while becoming a highly respected state college offering a comprehensive range of baccalaureate degrees and programs. UVSC anticipates the time when it will also respond to community needs for graduate courses and degrees as a metropolitan university.

***MISSION STATEMENT**

Utah Valley State College is a state college comprised of two interdependent divisions. The lower division embraces and preserves the philosophy and mission of a comprehensive community college, while the upper division consists of programs leading to baccalaureate degrees in areas of high community demand and interest. Utah Valley State College is dedicated to providing a broad range of quality academic, vocational, technical, cultural, and social opportunities designed to encourage students in attaining their goals and realizing their talents and potential, personally and professionally. The College is committed to meeting student and community lower division and upper division needs for occupational training; providing developmental, general, and transfer education; meeting the needs for continuing education for personal enrichment and career enhancement; and providing diverse social, cultural, and international opportunities, and student support services.

Source: www.uvsc.edu/abtuvsc/mission.html

*Currently, the Vision and Mission Statements are being revisited. It is anticipated that this process will be completed in 2005.

***STATEMENT OF VALUES**

Our Student Community

We are deeply committed to the success of each student associated with Utah Valley State College. We value our students as our major focus and first priority. We foster this value through support of vigorous academic programs, vibrant student support and extracurricular programs and vital student governance and voice.

Our Campus Community

We value our faculty and staff. We respect their diverse life experiences, encourage their individual professional development and appreciate their contributions to our campus and community. We affirm that all members of the campus community have a legitimate voice in matters of policy through shared governance.

The Community We Serve

We honor the trust placed in us by the community to respond to its educational needs. We take pride in developing partnerships that contribute to the development of the individual and the local, state, and global community. We recognize our obligation to prepare an educated citizenry and a skilled workforce.

Learning and Scholarship

We value a philosophy of lifelong learning and scholarship for our students, faculty and staff. We foster this philosophy through a broad array of academic, professional and experiential learning opportunities that emphasize quality teaching, learning and scholarship.

***STATEMENT OF VALUES**

(Continued)

Excellence and Innovation

We pursue excellence in all endeavors. We celebrate the entrepreneurial spirit and seek to achieve our educational mission in an innovative, timely and enterprising manner.

Ethics and Integrity

We value ethics as an integral part of education. We engage members of the campus and community in experiences which encourage a broader understanding of ethics across disciplines, professions and communities. We believe honor and integrity are essential in our learning community.

Academic Freedom

We embrace an academic climate conducive to the free examination of ideas. We encourage thoughtful debate and civil discourse and respect the right and responsibility of faculty and students to explore all topics relevant to the educational experience.

Diversity and International Understanding

We seek to establish a more diverse campus community. We value the contribution each individual makes to our campus, community and world. We value the diversity inherent in an open enrollment institution serving an increasingly multicultural community of learners. We recognize the unique international capacities and interests among our campus community and support experiences leading to an appreciation and understanding of our global society.

Source: www.uvsc.edu/abtuvsc/mission.html

*Currently, the Statement of Values is being revisited. It is anticipated that this process will be completed in 2005.

HISTORY OF UTAH VALLEY STATE COLLEGE

Utah Valley State College, Orem, is situated in the heart of Utah County. Nestled beneath mountains on all sides, the name Utah Valley has become synonymous with Utah County and is used interchangeably throughout the state. With a population of nearly 400,000, it is the second largest county in the State and includes over twenty incorporated cities. The College serves primarily the Mountainland Region of students with Utah County residents comprising approximately seventy percent of its enrollment.

The College was established when the Utah State Legislature passed an appropriation of \$100,000 for the biennium of 1936-38 for vocational education. And now, in 2005, Utah Valley State College offers over 32 four-year programs.

Central Utah residents, who had been supported by government funding, wanted to upgrade their skills in order to obtain better jobs, and many enrolled in vocational classes administered by the school districts. However, the school districts were not able to give adequate supervision to organize, conduct, coordinate, and supervise adult programs, and in the spring of 1938, Hyrum E. Johnson of Provo was appointed supervisor of vocational education for Utah and Heber Valleys.

In the fall of 1941, the scattered classes throughout the two valleys were moved to a central location in south Provo, where the staff and students enthusiastically welcomed the Fairgrounds Campus. Provo School District assumed the financial supervision of the new school and both federal and state monies flowed through the District to the school. It became imperative that the school have proper identification and the name Central Utah Vocational School was selected. With the advent of World War II, most of the school's operating budget came from federal government funds for war production training.

The birth of the school as a state institution was March 15, 1945, when Governor Herbert B. Maw signed a bill appropriating \$50,000 to operate for the biennium of 1945-47. A second bill was introduced and adopted in 1947

making the school a permanent state institution without any cut-off date. In 1946 Wilson W. Sorensen was appointed director of the school by the Utah State Board for Vocational Education and was the chief executive officer until June 1982.

In 1948 a new site, located between 1200 and 1400 North on 150 East in Provo, was obtained. The site was purchased by the four school districts (Alpine, Nebo, Provo and Wasatch) as well as Provo City and Utah County, with the understanding, if the property were given to the school; the state would appropriate the money for buildings. The location of the campus was considered ideal because of accessibility to students from Provo High School, the Vocational School, or Brigham Young University.

In March 1953, the name of the school was changed from Central Utah Vocational School to Utah Trade Technical Institute. In March 1967, the name was again changed, this time to Utah Technical College at Provo. In February 1966, the Utah State Board for Vocational Education approved granting Associate of Applied Science Degrees and on July 14, 1967, the State Board approved offering general education courses. In August of 1971, the Associate of Science Degree was approved.

Enrollment growth became so immense, the Provo Campus was no longer adequate and a search for a new site began. Several locations in Provo and Orem were reviewed and a decision was made to purchase 185 acres in southwest Orem. This location was chosen because of its landscape, excellent traffic flow, and accessibility. The business education building, student center, heating plant, and auto trades building were occupied at the beginning of the 1976-77 school year.

In 1974 the Associate of Science Degree was discontinued, but approval was given by the Board of Regents to again award the degree in December 1980. In 1981 the Legislature approved granting an Associate of Science Degree in general education on a three-year probationary basis with permanent approval in 1985.

On June 1, 1982, Wilson W. Sorensen retired as President, and the Board of Regents selected Dr. J. Marvin Higbee as the new President.

Since the move to the Orem Campus, the College continued to grow with a trades building, learning resource center, athletic center and administration building added. As classes and service facilities were moved from Provo to Orem, the vacated areas were filled by new programs, thus maintaining a split campus. A new science building was occupied in fall 1989. An extensive addition to the Learning Resource building was completed for use in 1992.

Beginning fall quarter 1985, articulation was completed with Weber State College to offer a four-year bachelor's degree in electronic technology while students continue their advanced courses on this campus. In winter quarter 1987, the same opportunity was offered students in the computer information systems program.

In 1987, the legislature approved a name change better reflecting the location and mission of the College—Utah Valley Community College.

In October 1987, Dr. J. Marvin Higbee resigned as President, and Dr. Lucille T. Stoddard was appointed Acting President until a new chief executive officer was selected.

Dr. Kerry D. Romesburg was appointed President of Utah Valley Community College on July 17, 1988.

The Board of Regents approved the Associate of Arts Degree in 1987. In 1989, the Regents and State Legislature approved funding for the Associate Degree Nursing program.

On October 21, 1988, the College was granted permission by the State Board of Regents to convert from the quarter to the semester calendar system. This change became effective fall semester 1990.

In 1989, the College added an International Studies Center to coordinate exchange programs, bring international students on campus, and assist in giving faculty exchange opportunities. During this same period, Utah Valley Community College became one of the first community colleges in the United States to sign an exchange agreement with Soviet Russia. Exchange agreements were reached with Central America and Caribbean countries, China, Hong Kong, Japan, Taiwan and Germany.

A four-year accounting program became available to students beginning fall semester 1990, through Utah State University.

On August 1, 1991, Dr. Sharon Staples was appointed Director of the new University Center and assumed responsibility for bachelor's degree programs in accounting, criminal justice, and electronic engineering technology. These programs were offered on the UVSC campus, and degrees were awarded through Utah State and Weber State Universities.

On January 17, 1992, the Utah State Board of Regents directed Utah Valley Community College and the Commissioner of Higher Education to develop a proposed model or plan for offering a limited number of high demand bachelor's degree programs directed to the needs of the region. The Regents' action directed that the model include the following: full data on costs with a 5-year projection, enrollment projections, program offerings, deployment of faculty, quality safeguards, accreditation processes, library and other requirements.

On July 1, 1993, the Board of Regents changed the name of the College to Utah Valley State College, and UVSC was given provisional accreditation by Northwest Accrediting Association to offer four-year degree programs in Business Management, Computer Science and Information Systems, and Technology Management. The mission of the college was expanded to include four-year degree programs. At the same time, UVSC became the first U.S. institution to receive accreditation for programs offered in the former Soviet Union.

During the 1993-94 school year, construction was completed on the Student Center Expansion and the new Theater. The Northwest Accrediting Association granted accreditation on June 22, 1994.

The spring of 1995 saw the retirement of Dr. Tom Perkins as Women's Basketball Coach. During a 12-year span, his teams compiled 275 wins and 46 losses, the highest winning percentage of any active junior college coach.

On December 14, 1995, the Northwest Association of Schools and Colleges granted full accreditation for all programs offered by the College, including the baccalaureate programs.

The Special Events Center was completed in January of 1996. The facility was named the David O. McKay Events Center after a multimillion-dollar anonymous donation. The arena is a multi-purpose facility that will not only meet the need for physical education class space, but also is home to many community events. In January of 1997, the single game attendance record for any National Junior College Athletic Association team was set. The NBA-like atmosphere was witnessed by 8,063 fans.

The fall semesters of 1996 and 1997 brought Elementary Education and Hospitality Management as new four-year degrees, respectively. A two-year Dental Hygiene program was also added in January 1998.

The new Mountainland Advanced Technology Center (MATC) building was completed in May 1998; they were previously housed at the Provo Campus. The MATC is a job-preparation and skills upgrade source for the Mountainland region.

In the fall of 1999, UVSC saw enrollment of over 20,000 students. UVSC also began construction on a new Information Science Building. The buildings first and second floors began holding classes in the fall of 2001. The third and fourth floors were completed and occupied by November of 2001.

The 2000-year was a great year for women's athletics. The women's softball team brought home UVSC's first national championship. Jed Gibson was named the national coach of the year for women's cross-country, and Sam Atoa was named the national coach of the year for women's volleyball.

In the summer of 2000, construction to expand the Student Center began, and UVSC purchased and remodeled the Utah County Journal Building on the southeast corner of campus.

The summer of 2001 held a number of traffic and parking construction projects including a new roundabout and road located on the southeast corner of campus and four new parking lots were completed.

In August 2002, Dr. Kerry D. Romesburg resigned as President, and Dr. Lucille T. Stoddard was appointed Acting President until a new chief executive officer could be selected.

In the summer of 2002 construction began on the Wasatch Campus which was completed in June of 2003 and is now occupied. The Liberal Arts Building, located on the north side of the PE Building, was also completed in the summer of 2003 and is also now occupied.

On June 1, 2003, Dr. William A. Sederburg was appointed as President of Utah Valley State College.

As of July 1, 2003, UVSC Athletics officially entered NCAA Division I and is considered Independent, until being accepted into a conference. At the end of a six year provisional period, UVSC Athletics will achieve full active membership.

On October 15, 2003, in a press conference held on the baseball field at Utah Valley State College, UVSC president William A. Sederburg and UVSC director of athletics Mike Jacobsen announced the construction of a new baseball stadium that will replace the existing facility. The stadium will be named Parkway Crossing Stadium. The naming is in response to a \$1.7 million dollar donation by Heath Johnston and Craig Pickering, owners of Parkway Crossing, a large

student housing complex just west of the UVSC campus. Currently the overall project is estimated between \$3.3 and \$3.8 million.

Not only will the new stadium be home to the UVSC Wolverines, it will also serve as home for minor-league baseball team Provo Angels. Permanent seating in the stadium will exceed 3,100 seats. There will be 2,500 chair seats with another 600 bleacher seats. Bump seating around the outfield could push capacity over 4,000. The multi-million dollar stadium will include office and training spaces, suites, press box, batting tunnels, locker rooms, concessions, and all the trappings of a premier college and minor league facility.

Construction on Parkway Crossing Stadium began in the spring of 2004 with its official opening planned for March of 2005.

The Orem Owlz Professional Baseball Club, along with Utah Valley State College and Pacific States Cast Iron Pipe Company, hosted a ground breaking ceremony on November 17, 2004, to commence the construction of the Pacific States Kids Play Area at Parkway Crossing Stadium.

The play area is made possible by a \$75,000 donation from Pacific States Cast Iron Pipe Company. The donation will add another dimension of family fun to the Parkway Crossing Stadium.

In an effort to ease traffic congestion at the main entrance to the campus, construction of a new hook ramp that bypasses the roundabout, from Campus Drive onto University Parkway, was completed during the summer of 2004.

*Sources: A Miracle in Utah Valley--The Story of Utah Technical College 1941-1982 by Wilson W. Sorensen
Utah Valley State College--Office of Vice President for Academic Affairs
Utah Valley State College--Office of the President
Utah Valley State College--College Relations
Utah Valley State College--Athletics Department*

APPROVED BACHELORS DEGREES

4-Year Degrees Approved

	<u>Regent Approval</u>
Business Management	November 1992
Computer Science* (Previously Computer Science and Information Systems)	November 1992
Technology Management	November 1992
	NW Accreditation Approval
Elementary Education	September 1995
Hospitality Management	August 1996
Integrated Studies	May 1997
	April 1998
	State Board of Education Approval
Public Emergency Services Administration** (Previously Fire Science Administration)	April 1999
Behavioral Science	October 1998
Accounting	April 1999
Biology	June 1999
Paralegal Studies	July 1999
Criminal Justice	July 1999
Aviation Science/Professional Pilot	October 1999
English	November 1999
Earth Science	March 2000
History	October 2000
Secondary Education	March 2001
Biology Education	March 2001
Earth Science Education	March 2001
English Education	March 2001

*The Board of Regents approved the name change for this major in June of 2001.

**The Board of Regents approved the name change for this major in August of 2004.

APPROVED BACHELORS DEGREES

(Continued)

Nursing	April	2001
Chemistry	June	2001
Physics	June	2001
Mathematics	June	2001
Addition of B.S. in Information Systems (split from CS/IS 4 year degree)	June	2001
Addition of B.S. in Networking (split from CS/IS 4 year degree)	June	2001
Multimedia Communications Technology	August	2001
Philosophy	October	2001
History Education	March	2002
Chemistry/Physics Education	March	2002
Mathematics Education	March	2002
Business/Marketing Education	May	2002
Applied Technology	March	2003
Art and Visual Communication	June	2004

Source: Utah Valley State College, Academic Vice President's Office

COLLEGE CALENDAR 2005 SPRING SEMESTER

Classes Begin	January	5, *8
Martin Luther King Jr. Day Holiday	January	17
President's Day Holiday	February	21
Spring Break	March	23-25, *26
Classes End	April	21
Study Day	April	22
Final Examinations.....	April	25-28, *23
Spring Semester Ends	April	28
Commencement.....	April	29

*Weekend courses

COLLEGE CALENDAR 2005 SUMMER SEMESTER

Session I (First 5 weeks)

Classes Begin.....	May	2
Memorial Day Holiday.....	May	30
Classes End.....	June	3

Session II (First 7 ½ weeks)

Classes Begin.....	May	2
Memorial Day Holiday.....	May	30
Classes End.....	June	21

Session III (First 10 weeks)

Classes Begin.....	May	2
Memorial Day Holiday.....	May	30
Independence Day Holiday.....	July	4
Classes End.....	July	8

*Weekend courses

COLLEGE CALENDAR
2005 SUMMER SEMESTER
(Continued)

Session IV (Full 15 weeks)

Classes Begin.....	May	2
Memorial Day Holiday.....	May	30
Independence Day Holiday.....	July	4
Pioneer Day Holiday.....	July	25
Classes End.....	August	12

Session V (Last 10 weeks)

Classes Begin.....	June	6
Independence Day Holiday.....	July	4
Pioneer Day Holiday.....	July	25
Classes End.....	August	12

Session VI (Second 7 1/2 weeks)

Classes Begin.....	June	22
Independence Day Holiday.....	July	4
Pioneer Day Holiday.....	July	25
Classes End.....	August	12

COLLEGE CALENDAR 2005 FALL SEMESTER

Classes Begin	August	24, *27
Labor Day Holiday	September	5
Student Fall Break	October	20-21, *22
Thanksgiving Holiday.....	November	23-25, *26
Classes End.....	December	8
Study Day	December	9
Final Examinations.....	December	12-15, *17
Fall Semester Ends.....	December	15

*Weekend courses

Sources: Utah Valley State College Catalog 2004-2005, Office of Academic Scheduling

COLLEGE PRESIDENTS

Dr. William A. Sederburg	2003-Present
Dr. Lucille T. Stoddard (Interim President)	2003
Dr. Kerry D. Romesburg	1988-2003
Dr. Lucille T. Stoddard (Interim President)	1988
Dr. J. Marvin Higbee	1982-1988
Mr. Wilson W. Sorensen	1946-1982

COLLEGE NAME CHANGES

1993	Utah Valley State College
1987	Utah Valley Community College
1967	Utah Technical College at Provo
1963	Utah Trade Technical Institute
1941	Central Utah Vocational School

Source: Utah Valley State College, Office of the President

UTAH STATE BOARD OF REGENTS

<u>Name</u>	<u>Term*</u>
Jerry C. Atkin	2005
Linnea S. Barney	No Set Term
Daryl C. Barrett	2007
Bonnie Jean Beesley	2009
Kim R. Burningham	No Set Term
Katharine B. Garff	2009
David J. Grant	2007
James S. Jardine	2005
Michael R. Jensen	2005
David J. Jordan	2009
Nolan E. Karras (Chair)	2007
Trenton Kemp	2005
David L. Maher	2009
E. George Mantes (Vice Chair)	2005
Jed H. Pitcher	2009
Sara V. Sinclair	2007
Marlon O. Snow	2007
Maria Sweeten	2005

Address:

Utah System of Higher Education
60 South 400 West
Salt Lake City, UT
84101-1284

(801) 321-7101

*Term expires June 30 of year indicated.

Source: Utah System of Higher Education website: www.utahsbr.edu

UTAH STATE BOARD OF REGENTS CHAIRS

Nolan E. Karras	2002-Present	
Charles E. Johnson	1997-2002	
Kenneth G. Anderton	1994-1997	
Steven E. Snow	1993-1994	<i>Address:</i>
Douglas S. Foxley	1989-1993	
W. Eugene Hansen	1987-1989	Utah System of Higher Education
Sue Marie Young	1985-1987	60 South 400 West
Kem C. Gardner	1981-1985	Salt Lake City, UT
Donald B. Holbrook	1977-1981	84101-1284
George G. Hatch	1973-1977	
Donald B. Holbrook	1973-1973	
Peter W. Billings	1969-1973	(801) 321-7101

UTAH COMMISSIONERS OF HIGHER EDUCATION

Richard E. Kendall	2003-Present	
Cecilia H. Foxley	1993-2003	
Wm. Rolfe Kerr	1985-1993	<i>Address:</i>
Arvo Van Alstyne	1981-1985	same as above
Terrel H. Bell	1976-1981	
G. Homer Durham	1969-1976	

Source: Utah System of Higher Education website: www.utahsbr.edu

UTAH SYSTEM OF HIGHER EDUCATION

Institution

College of Eastern Utah
Dixie State College of Utah
Salt Lake Community College
Snow College
Southern Utah University
University of Utah
Utah State University
Utah Valley State College
Weber State University
Utah College of Applied Technology

President

Dr. Ryan L. Thomas
Dr. Robert C. Huddleston
Dr. Judd Morgan (Interim)
Dr. Michael T. Benson
Dr. Steven D. Bennion
Dr. Michael K. Young
Dr. Kermit L. Hall
Dr. William A. Sederburg
Dr. F. Ann Millner
Dr. Gregory G. Fitch

Address:

Utah System of Higher Education
60 South 400 West
Salt Lake City, UT
84101-1284

(801) 321-7101

Source: Utah System of Higher Education website: www.utahsbr.edu

TUITION AND STUDENT FEES

	<u>Fall 1999</u>	<u>Fall 2000</u>	<u>Fall 2001</u>	<u>Fall 2002</u>	<u>Fall 2003</u>	<u>Fall 2004</u>
Resident						
Based on:						
5 Credit Hours	\$415.35	\$431.00	\$480.00	\$551.00	\$613.00	\$694.00
10 Credit Hours	\$713.25	\$737.00	\$823.00	\$956.00	\$1065.00	\$1210.00
15 Credit Hours	\$814.25	\$841.00	\$941.00	\$1098.00	\$1225.00	\$1394.00
Non-Resident						
Based on:						
5 Credit Hours	\$1187.60	\$1227.00	\$1380.00	\$1608.00	\$1803.00	\$2049.00
10 Credit Hours	\$2163.00	\$2243.00	\$2523.00	\$2903.00	\$3255.00	\$3715.00
15 Credit Hours	\$2535.00	\$2631.00	\$2961.00	\$3401.00	\$3815.00	\$4359.00

The tuition and fee schedule is partially linear; therefore, the amounts charged for tuition and fees change at each increment of total credit hours enrolled. The above figures show the amounts for three of these increments: 5, 10 and 15 credit hours.

Source: Utah Valley State College, Catalog

STUDENT BODY PRESIDENTS

Jim Bassi	Cypress, TX	2004-2005
Swen Swenson	Cedar Hills, UT	2003-2004
Ryan Vogel	Springville, UT	2002-2003
Khay Douangdara	Sandy, UT	2001-2002
Jared Finch	Mapleton, UT	2000-2001
Baron Rohbock	Lindon, Utah	1999-2000
Dave Nabrotzky	Corona, California	1998-1999
J. Steven Beck	Provo, Utah	1997-1998
Phil L. Clegg	Kamas, Utah	1996-1997
Terry Ann Harward	Provo, Utah	1995-1996
Shad Sorenson	Oakley, Utah	1994-1995
Stephen Hatch	American Fork, Utah	1993-1994
Paul Von Strahl	Orem, Utah	1992-1993
Ken Patey	Orem, Utah	1991-1992
Kelly Bitters	Orem, Utah	1990-1991
Deryn Young	Alton, Utah	1989-1990
Jim Woods	Provo, Utah	1988-1989
Ben Gould	Orem, Utah	1987-1988
George Marshall	Orem, Utah	1986-1987
Bobby Thomas	California	1985-1986
Jay Deuel	Tucson, Arizona	1984-1985

STUDENT BODY PRESIDENTS

(Continued)

Gordon Wilson	Lehi, Utah	1983-1984
Scott Banasky	Green River, Utah	1982-1983
Kerry Graves	Mapleton, Utah	1981-1982
Mark Fisher	Lanham, Maryland	1980-1981
Lee Barrus	Othello, Washington	1979-1980
Bruce Burnett	Provo, Utah	1978-1979
Blake Buhler	American Fork, Utah	1977-1978
William Reese	Vernal, Utah	1976-1977
Mel Poulsen	Richfield, Utah	1975-1976
LaVerl Crosby	Provo, Utah	1974-1975
Randy Kidman	Ogden, Utah	1973-1974
Terry K. Holt	Brigham City, Utah	1972-1973
Ken Law	Springville, Utah	1971-1972
Norm Thorson	Provo, Utah	1970-1971
Richard L. Evans	Orem, Utah	1970-1971
Doug Wright	Provo, Utah	1969-1970
Bruce Smith	Orem, Utah	1968-1969
Gary Houser	Orem, Utah	1967-1968
Jim Tilson	Spanish Fork, Utah	1966-1967
Donald P. Fordham	Pleasant Grove, Utah	1965-1966

STUDENT BODY PRESIDENTS

(Continued)

Chuck Goodyear	Indianapolis, Indiana	1964-1965
Glen LaVar Cox	Hinckley, Utah	1963-1964
Robert Button	Provo, Utah	1962-1963
Paul Hart	Orem, Utah	1961-1962
Duane Johnson	Showlow, Arizona	1960-1961
Duane Johnson	Showlow, Arizona	1959-1960
William Nuttall	Provo, Utah	1958-1959
James G. Goodman	Roy, Utah	1957-1958
Lynn Powell	Nephi, Utah	1956-1957
Blane Elton	Santaquin, Utah	1955-1956
Clark Jolley	Pleasant Grove, Utah	1954-1955
Calvin Davies	Panguitch, Utah	1953-1954
William H. White	Goshen, Utah	1952-1953
Mark Anderson	Provo, Utah	1951-1952
Bill Hales	Pocatello, Idaho	1950-1951
Thomas Donald Forsyth	Provo, Utah	1949-1950
Lee Russell Cardall	Salt Lake City, Utah	1948-1949
Mark H. Nilsen	Provo, Utah	1947-1948
Don A. Taylor	Spanish Fork, Utah	1946-1947

Source: Utah Valley State College, Student Government

*FACULTY EXCELLENCE AWARD

2003-2004	Diane Hartman Charles Allison Damon Bahr Stephen Miraglia Mike Jensen Jorma Kirsi Orrin Nelson		Laura Hamblin David Heldenbrand Forest Williams	1997-1998	William B. Cobb, Jr. Karin Sue Davidson K.D. Taylor Renee Van Buren
		2000-2001	Eddie Cadet Rob Carney Danny Horns Hazel J. McKenna Hugh Rode	1996-1997	JaNae Brown Haas Doug Bradley Deborah Marrott Pat Ormond Christine Walker
2002-2003	Nancy Peterson Eldon McMurray Ernest Carey James Harris Cynthia O. Krebs Gary Noll Richard McDonald	1999-2000	Paul J. Bybee Kathie Debenham David E. Manning Colleen Vawdrey Sandy L. Vogel	1995-1996	Darin Taylor Joseph Hwang Benjamin Bean John Nield Kathryn Hall
2001-2002	Brian Birch Mark Bracken Judy Conder Steve Fordham	1998-1999	John Jarvis David Richard Keller David O. Litchford Don Ray Nelson Michael Jay Shively		

*FACULTY EXCELLENCE AWARD

(Continued)

1994-1995	Clixie Larson	1988-1989	David O. Litchford
	Larry E. Roberts	1987-1988	Elma Mack
	Susanne R. Loris	1986-1987	Kim I. Brewster
	Ronald J. Hammond	1985-1986	Wesley M. Bitters
	Doris Garner	1984-1985	Douglas L. Jorgensen
		1983-1984	Rulon J. Wells
1993-1994	Bret H. Boyer	1982-1983	James E. Barnes
	Loretta Palmer	1981-1982	Not available
	Anita Musto	1980-1981	Stephen M. Trane
	G. Randall King	1979-1980	Robert F. Steele
	Gordon B. Garrett	1978-1979	Rex Losee
		1977-1978	J.D. Davidson
1992-1993	Steve Adams	1976-1977	Elma Mack
1991-1992	Del Shumway		
1990-1991	Larry B. Marsing		
1989-1990	Barbra Ann Hoge		

* "Teacher of The Year Award" prior to 2002.

Source: Utah Valley State College, Vice President of Academic Affairs

DISTINGUISHED EMPLOYEE AWARD*

2003-2004	JoAnn Innes Judy Martindale Jeff McClellan Laura Busby Michelle Lundell Troy Simpson	Fall 2001	Lori Stevens Dave Porter Rheta McCammon	Spring 1998	Junko Watabe Helen Kennington Margaret Bellon
Spring 2003	Michelle Kearns John Thompson Mario Markides	Spring 2001	Louise Bridge Tony Siebers Dorice Galbraith	Fall 1997	Tara Yates Joyce Oliphant Michael V. Jacobsen
Fall 2002	Mary Young Chris Medina Melynda Burt	Fall 2000	Vickie Snelson Bonnie Cook Ken Mathews	Spring 1997	Kristi Dockstader Jolene Nuttall Ann Lickey
Spring 2002	Clay Allred Jeana Miner Linda Wickham	Spring 2000	Margaret Lynn Marietta Evans	Fall 1996	Dan Lukins Claudine Boothe Richard Nielson
		Fall 1999	Neva Joy Hopkins Tracy Adams Kim Beck	Fall 1995	Irene Young Bart Jacobs Julie Bagley
		Fall 1998	Mike Duffin Lois Hicks Jamie Winn		

*Previously known as the Employee of the Semester/Year Award, the Distinguished Employee Award has been revised to foster an increased emphasis on excellence.

Source: Utah Valley State College, Professional Association of College Employees (PACE)

ATHLETICS

FINAL RECORDS AND CONFERENCE FINISHES*

	<u>1999-00</u>	<u>2000-01</u>	<u>2001-02</u>	<u>2002-03</u>	<u>2003-04*</u>
<u>Women</u>					
Basketball	22-9 (2 nd)	27-10 (3 rd)	24-9 (4 th)	25-7 (2 nd)	11-13
Cross Country	(2 nd)	(2 nd)	(2 nd)	(2 nd)	NA
Track	(2 nd)	(2 nd)	(2 nd)	(2 nd)	NA
Softball	46-14 (2 nd)	41-17 (1 st)	49-16 (1 st)	46-19 (2 nd)	18-16
Volleyball	32-12 (3 rd)	37-8 (1 st)	43-6 (2 nd)	26-5 (2 nd)	10-14
Soccer**	NA	NA	NA	7-8-2 (2 nd)	9-7-1
<u>Men</u>					
Baseball	31-24 (2 nd)	31-22 (2 nd)	30-22 (4 th)	22-20 (5 th)	19-17
Basketball	18-13 (6 th)	19-13 (5 th)	21-10 (4 th)	26-7 (3 rd)	23-5
Cross Country	(2 nd)	(2 nd)	(2 nd)	(2 nd)	NA
Golf	(1 st)	(2 nd)	(1 st)	(3 rd)	NA
Track	(2 nd)	(2 nd)	(2 nd)	(2 nd)	NA
Wrestling***	NA	NA	NA	NA	10-5

* UVSC was accepted into NCAA Division I in 2003 and has not yet been accepted into a conference, therefore only wins-losses final records can be reported. There are no wins-losses for Cross Country, Track, or Golf.

**Women's Soccer first season began 2002-03

***Men's Wrestling first season began 2003-04

Source: Utah Valley State College, Athletic Department

HONORARY DEGREE RECIPIENTS

Senator Bob Bennett	2004	Dr. Steven R. Covey	1997
Wallace Richards Woodbury	2004	Karen Ashton	1997
Orin Richards Woodbury	2004	Dr. Wm. Rolfe Kerr	1997
Larry King	2003	Honorable Michael O. Leavitt	1996
Shawn King	2003	Marlon O. Snow	1996
Dr. Lucille T. Stoddard	2002	Ronald A. Rasband	1995
Dr. Gordon Christensen	2002	Shunji Aoki	1995
Dr. Rella Christensen	2002	Honorable LeRay L. McAllister	1995
Gordon B. Hinckley	2001	Larry H. Miller	1994
Marjorie Pay Hinckley	2001	Janine Pease-Windy Boy	1994
		Neal Savage	1994
Nadine Gillmor	2000	DeLance W. Squire	1993
Ibrahim Kamel	2000		
Kurt Bestor	1999	Alan Ashton	1992
		Lavorn Sparks	1992
Bill Pope	1998	Joe Cannon	1991
Margaret Pope	1998	Veonne Howlett	1991

HONORARY DEGREE RECIPIENTS

(Continued)

Donald Holbrook	1990	James S. Clark	1978
Orville Gunther	1990	Theron J. Luke	1978
Roy Despain	1989	Helen B. Ure	1978
Florence Ragan	1989	Sylvia C. Anderson	1977
		Calvin L. Rampton	1977
Raymond J. Norda	1988		
Grant Burgeon	1987	J.C. Moffitt	1975
Paul Rogers	1987	ElRoy Nelson	1975
		Glen R. Swenson	1975
Bill Anderson	1986	Seth P. Billins	1974
James R. Moss	1985	Frank S. Dain	1974
Don E. James	1984	Richard DeJong	1973
Charles E. Peterson	1984	Jack C. Higbee	1973
		Richard S. Prows	1973
Hyrum E. Johnson	1983		
Wilson W. Sorensen	1983		

Source: Utah Valley State College, College Relations

UTAH VALLEY POPULATION PROJECTIONS

<u>Area</u>	<u>2004</u>	<u>2005</u>	<u>2010</u>	<u>2020</u>	<u>2030</u>
Alpine	7,177	7,585	9,400	11,782	14,309
American Fork	24,848	25,639	29,615	36,352	43,110
Cedar Fort	519	595	815	1,337	2,132
Cedar Hills	3,867	4,128	5,527	8,620	13,466
Eagle Mountain	3,259	3,642	5,457	10,717	20,467
Elk Ridge	1,836	1,938	3,221	4,711	6,699
Genola	1,044	1,077	1,345	1,837	2,438
Goshen	700	708	851	1,075	1,320
Highland	9,225	9,705	12,379	17,651	24,548
Lehi	20,708	21,604	26,368	35,409	46,840
London	8,420	8,737	10,415	13,051	15,931
Mapleton	5,886	6,106	7,285	9,186	11,433
Orem	86,990	89,604	97,896	104,944	112,204
Payson	16,327	17,317	20,888	27,021	36,203
Pleasant Grove	24,747	25,713	29,828	35,674	42,417
Provo	115,721	117,373	128,561	138,019	149,491
Salem	4,375	4,606	5,874	8,371	13,521
Santaquin	4,337	4,573	5,907	9,466	14,241
Saratoga Springs	1,730	1,899	2,703	4,919	8,580
Spanish Fork	21,219	22,085	25,822	32,098	40,928
Springville	20,054	20,843	25,048	29,820	35,928
Vineyard	246	263	281	461	739
Woodland Hills	1,270	1,300	1,961	2,868	4,078


Source: Projections for Cities and Unincorporated Areas, Associations of Government; Governor's Office of Planning and Budget

UTAH EMPLOYMENT PROJECTIONS BY MAJOR INDUSTRY

<u>Industry</u>	<u>2002</u>	<u>2012</u>
Architecture and Engineering Occupations	20,040	26,040
Arts, Design, Entertainment, Sports, and Media Occupations	22,660	30,350
Building and Grounds Cleaning and Maintenance Occupations	41,680	56,910
Business and Financial Operations Occupations	40,600	53,970
Community and Social Services Occupations	16,980	23,890
Computer and Mathematical Occupations	27,920	39,870
Construction and Extraction Occupations	80,160	107,980
Education, Training, and Library Occupations	63,350	86,990
Farming, Fishing, and Forestry Occupations	15,190	15,710
Food Preparation and Serving Related Occupations	79,520	114,560
Healthcare Practitioners, and Technical Occupations	47,940	68,140
Healthcare Support Occupations	24,420	36,290
Installation, Maintenance, and Repair	49,020	63,030
Legal Occupations	7,960	9,940
Life, Physical, and Social Science Occupations	13,360	17,300
Management Occupations	73,990	98,920
Office and Administrative Support Occupations	201,760	245,510
Personal Care and Service Occupations	29,930	43,040
Production Occupations	86,830	103,760
Protective Service Occupations	20,930	27,580
Sales and Related Occupations	137,920	177,490
Transportation and Material Moving Occupations	80,040	100,610

Source: Utah Job Trends 2002-2012, Utah Department of Workforce Services

ADMINISTRATION



CONTENTS

ADMINISTRATION

Board of Trustees	42
Board of Trustees Chairs.....	43

BOARD OF TRUSTEES
Members Appointed by the Governor of Utah

<u>Name</u>	<u>Term Expires</u>
Jim Bassi	4/30/2005
Melanie Bastian (Audit Committee)	6/30/2005
Janette Hales Beckham	6/30/2007
David Bradford (Executive Committee)	6/30/2005
Dan Campbell (Vice-Chair, Executive & Audit Committees)	6/30/2007
Jonathan Coon	6/30/2005
Ron Dallin (Audit Committee)	6/30/2007
Tom Heal (non-voting, audit committee)	4/01/2006
Michael Mower	6/30/2007
BJ Wright	4/30/2006
John Zenger (Chair, Executive Committee)	6/30/2005


Address:
UVSC
Office of the President
800 West University Parkway
Orem, UT 84058

Source: Utah Valley State College, Office of the President

BOARD OF TRUSTEES CHAIRS

	<u>When Elected</u>
John H. Zenger (Jack)	August 2003
Wilford W. Clyde	August 2001
Douglas W. Morrison	August 1999
Paul Sybrowsky	August 1997
Beth Tolbert	August 1995
Alan Ashton	September 1993
Ray Harding	September 1991
DeLance Squire	July 1989
Mary Anne Wood	September 1985
Howard Pace	July 1982
Charles Bates	July 1980
Grant Burgon	July 1978

Source: Utah Valley State College, Office of the President



FACULTY

CONTENTS

FACULTY

Ethnic Distribution of Full-time Faculty by Gender	48
Universities Represented by Doctorates of Contract Faculty and Administrators	49
Rank by Department.....	54
Total Number of Employees	57

**ETHNIC DISTRIBUTION OF FULL-TIME FACULTY
BY GENDER***
November 2004

	<u>American Indian/ Native Alaskan</u>	<u>Asian/ Pacific Islander</u>	<u>Black</u>	<u>Hispanic</u>	<u>White</u>	<u>Other/Not Specified</u>
Male	1	15	3	2	239	7
Female	<u>1</u>	<u>7</u>	<u>0</u>	<u>5</u>	<u>103</u>	<u>6</u>
Total	2	22	3	7	342	13

Source: Utah Valley State College, Human Resources Department

*Distribution by *degree held* is not available for the 2004-2005 academic year.

UNIVERSITIES REPRESENTED BY DOCTORATES OF CONTRACT FACULTY & ADMINISTRATORS

2004-2005

Faculty

Abbott, Scott
Albrecht-Crane, Christa
Anderson, Genan
Anderson, Karin
Andrist, Kathryn
Armstrong, Vaughn
Ashworth, Heather
Bahr, Damon L.
Barger, Brent
Barthel, Brian
Benioni, Juanita N
Bennett, Lyn Ellen
Benson, Alvin K
Benson, Linda Fait
Berry, Gregory R
Birch, Brian D
Bond, Calvin
Bracken, Mark E
Briscoe, Gregory R
Brown, Kathren A
Bule, Steven C
Bulger, Jeffrey W
Bullock, Brent
Bunds, Michael P
Princeton University
Michigan Technological University
Brigham Young University
University of Utah
Brigham Young University
Arizona State University
Brigham Young University
Brigham Young University
University of Illinois, Urbana-Champaign
Southern Illinois University, Carbondale
Brigham Young University
University of Kansas
Brigham Young University
Brigham Young University
University of Alberta, Canada
Claremont Graduate University
University of Maryland, College Park
Brigham Young University
University of Pennsylvania
Bowling Green State University
Ohio State University
University of Tennessee
Brigham Young University
University of Utah

Faculty

Bybee, Paul
Caka, Fern M
Callison, James
Carey, Ernest
Camey, Rob
Chan, Jeannine
Chen, Hsiu-Chin
Chipman, Kenneth
Chou, Hui-Tzu Grace
Clark, Steven C
Clarke, Alan
Cousins, Robert J.
Crane, Mark E
DeBry, Roger
Desart, Jay
Dinklage, William S
Dodwell, Karen K.
Downs, Douglas
Durney, Brian
Eagar, L. Brent
Fairclough, Dennis
Faurot, Don
Fearnley, David Lawrence
Ferreira, Debora
Brigham Young University
Brigham Young University
University of Arizona
University of Hawaii
University of SW Louisiana
Utah State University
University of Utah
Brigham Young University
University of California, Riverside
University of New Hampshire
Western Michigan University
Purdue University
University of Louisville
University of Utah
University of Wisconsin, Milwaukee
University of California, Santa Barbara
University of Houston
University of Utah
University of Oregon
University of Washington
Brigham Young University
University of Oregon
University of Oxford
University of Georgia

UNIVERSITIES REPRESENTED BY DOCTORATES OF CONTRACT FACULTY & ADMINISTRATORS

2004-2005 (Continued)

Faculty

Flint, David
French, Kathryn
Fullmer, David
Galloway, Shane
Gardner, Norman D
Gibson, Stephen D
Glenn, Lowell
Gordon, Phillip
Goshert, John C
Gray, Lawrence J.
Greer, Dennis P
Griffin, Rick
Gunawardena, Gamini
Gygi, Janice Lemmon
Haisch, Karl
Hamblin, Laura
Hammond, Ronald
Hammond, Scott C
Hanewicz, Wayne
Harris, James G
Harston, Stott P
Hartman, Larry D
Henage, Richard Thomas
Hillman, Vance Guy

Texas A&M University
University of Illinois, Urbana-Champaign
University of Washington
Indiana University
University of Utah
University of Houston
George Washington University
University of Illinois, Urbana-Champaign
Purdue University
Arizona State University
Utah State University
University of Mississippi
University of Utah
University of Utah
University of Florida
University of Denver
Brigham Young University
University of Utah
University of Michigan
University of Alberta, Canada
Brigham Young University
Oklahoma State University
University of Utah
Southern Illinois University

Faculty

Horn, Mathew
Horns, Daniel
Huo, Yang Hwae
Islam, Fairdul
Jaspersen, Jill O
Jeffreys, Mark
Jensen, Douglas C.
John, Cameron R
Johnson, David W
Johnson, Steven D.
Jones, Christopher D
Jones, Christopher G.
Kazemzadeh, Masoud
Keller, David R
Kirsi, Jorma
Knowlton, David Clark
Koch, Harold L
Kojcinovic, Slobodan M
Kokol, Martin L
Kopp, Olga
Kuddus, Ruhul H
Kunakemakom, Numsiri
Kyburz, Bonnie
Lamarche, Pierre

University of Chicago
University of California, Davis
Virginia Polytechnic Institute/St. Univ.
Northern Illinois University
Brigham Young University
Emory University
University of Iowa
University of Arizona
University of Michigan
Virginia Polytechnic Institute/St. Univ.
West Virginia University
Utah State University
University of Southern California
University of Georgia
Brigham Young University
University of Texas, Austin
Cleveland State University
University of California, San Diego
Boston University
University of Tennessee
University of Pittsburgh
Purdue University
University of Southern Florida
University of Texas, Austin

UNIVERSITIES REPRESENTED BY DOCTORATES OF CONTRACT FACULTY & ADMINISTRATORS

2004-2005 (Continued)

Faculty

Laturner, Charles (Tony) California Coast University
 Lau, Ko Hin Indiana University
 Lehnardt, Eberhard V Rice University
 Li, Ya University of Utah
 Liang, Jingdong University of Utah
 Ling, Jun State University of New York, Buffalo
 Loveland-Hall, Ellen Brigham Young University
 Madsen, Susan Rae University of Minnesota
 Makasci, Kemal University of Nebraska-Lincoln
 Matheson, Phil Brigham Young University
 Matzen, Richard Jr. Indiana University of Pennsylvania
 McArthur, David University of South Carolina
 McDonald, Richard University of South Florida
 McGhie, Shaunna Brigham Young University
 McGunigall-Smith, Sandy University of Wales
 McKenna, Hazel J Brigham Young University
 McPherson, Kathryn R Emory University
 Measom, Gary J University of New Mexico
 Mecham, Harvey D Brigham Young University
 Merrin, Christine New Mexico State University
 Merrin, Stephen D New Mexico State University
 Minaie, Afsanaeh University of Oklahoma
 Miner, M Vinson Brigham Young University
 Miraglia, Stephen Joseph Arizona State University

Faculty

Mizell, Karen University of Oklahoma
 Moody, Richard L Brigham Young University
 Moore, Jon Ohio State University
 Musset, Shannon Villanova University
 Namie, Joylin University of California, San Diego
 Nell, Julie University of Washington
 Nichols, Julie University of Utah
 Olson, Floyd University of Northern Iowa
 Olson, Keith University of Utah
 Oyler, Dee E Brigham Young University
 Palmer, Loretta Brigham Young University
 Perkins, Thomas M Brigham Young University
 Peterson, Nancy University of Virginia
 Peterson, Todd S University of Alabama
 Petrie, Terry Brigham Young University
 Pierce, Linda E Brigham Young University
 Pinnegar, Fred University of Arizona
 Poulson, Barton University of New York
 Price, James V University of Colorado, Boulder
 Rasmussen, Kirk University of Utah
 Richards, Grant L Brigham Young University
 Robbins, Robert R University of Illinois
 Robinson, Peter Brigham Young University
 Rode, Hugh Brigham Young University

UNIVERSITIES REPRESENTED BY DOCTORATES OF CONTRACT FACULTY & ADMINISTRATORS

2004-2005 (Continued)

Faculty

Rytting, Bryce
 Samad, Abdus
 Sanati-Mehrziy, Reza
 Shively, Michael J
 Shumway, Del K
 Sievers, Raymond A
 Silvia, Alfred
 Simmerman, Susan
 Simmons, Ryan P
 Simon, Alexander T
 Smith, Kay A
 Smith, Sheldon Ray
 Snedegar, Keith
 Stecker, Alexander T
 Stephen, Daniel A
 Stephens, Malone Catherine
 Tanner, Paul A
 Tayler, Paul L
 Teng, Abraham
 Thornton, Debra Lynn

Princeton University
 University of Illinois
 University of Oklahoma
 Purdue University
 Washington University, St. Louis
 University of Northern Colorado
 University of Pittsburgh
 University of California, Riverside
 Washington State University
 Simon Fraser University
 Brigham Young University
 Michigan State University
 University of Oxford
 Hebrew University of Jerusalem
 Texas A&M University
 Texas A&M University
 Bowling Green State University
 University of Utah
 Brigham Young University
 University of New Mexico

Faculty

Tijerino, Yuri
 Tolman, Richard R
 Van, Buren Renee
 Van, Frakenhuijsen Machiel
 Vawdrey, Colleen
 Veit, George
 Vogel, Charles A
 Walsh, Robert
 Wasserbaech, Steve
 Weigel, Christine M
 Wellington, Janis
 Whaley, Brian
 Whaley, Wayne
 Whelan-Berry, Karen
 Whitt, Laurie Ann
 Wilkes, Floyd
 Wilson, Bruce
 Wilson, David R
 Yells, David P
 Zhu, Yingxian

Osaka University - Osaka, Japan
 Oregon State University
 Arizona State University
 Katholieke Universiteit Nijmegen
 Utah State University
 New York University
 University of California, Davis
 University of Idaho
 Stanford University
 Temple University
 University of New Mexico
 University of Oregon
 Brigham Young University
 Boston College
 University of Western Ontario
 University of Oregon
 Texas A&M University
 Brigham Young University
 University of Nebraska
 Arizona State University

**UNIVERSITIES REPRESENTED BY
DOCTORATES OF CONTRACT FACULTY & ADMINISTRATORS
2004-2005 (Continued)**

Academic Administrators

Cobb, William	University of Colorado
Cook, Bradley J.	University of Oxford
Englehardt, Elaine*	University of Utah
Evenson, William	Iowa State University
Farnsworth, Briant	Brigham Young University
Fenton, James	University of Iowa
Gardner, Pam	Brigham Young University

Academic Administrators

Henrie, Bonnie	University of Utah
Martin, Dee	Oregon State University
Parker, Bruce	Utah State University
Rushforth, Sam	Brigham Young University
Sederberg, William	Michigan State University
Worthington, Karl	University of Iowa

*On sabbatical leave for 2004-2005.

Source: Faculty & Academic Administrators, Office of the Vice President of Academic Affairs
Non-Academic Administrators, Office of Human Resources. Data is not available for 2004-2005.

RANK BY DEPARTMENT*

2004-2005

<u>Department</u>	<u>Number of Faculty</u>	<u>Full Professor</u>	<u>Associate Professor</u>	<u>Assistant Professor</u>	<u>Lecturer</u>
Accounting	10	5	3	2	0
Air Conditioning & Refrigeration Technology	2	0	2	0	0
Arts & Visual Communication	13	6	1	6	0
Auto Mechanics	4	0	2	2	0
Aviation Science	3	0	0	2	1
Basic Composition & English As A Second Language	9	3	2	4	0
Behavioral Science	13	4	2	7	0
Biology	17	8	3	4	2
Building Construction & Construction Management	4	1	1	2	0
Business Systems Administration & Education	2	0	0	0	2
Business Management	21	6	7	8	0
Cabinetry & Architectural Woodwork	2	0	1	1	0
Chemistry	8	1	1	5	1
College Success	7	1	1	5	0
Collision Repair Technology	3	0	0	2	1
Communication	6	1	0	3	2
Community Health	6	2	2	1	1
Computing & Networking Sciences	14	3	7	4	0
Culinary Arts	3	0	0	1	2
Dance	7	0	1	2	4
Dental Hygiene	3	0	0	2	1
Developmental Mathematics	16	4	2	8	2
Diesel Mechanics Technology	4	1	1	1	1
Drafting Technology	7	1	3	1	2

RANK BY DEPARTMENT*

2004-2005 (Continued)

<u>Department</u>	<u>Number of Faculty</u>	<u>Full Professor</u>	<u>Associate Professor</u>	<u>Assistant Professor</u>	<u>Lecturer</u>
Earth Sciences	9	1	3	3	2
Education	14	2	3	8	1
Electrical Automation & Robotic Technology	2	1	0	1	0
Electronics & Computer Technology	3	3	0	0	0
Engineering	2	0	1	1	0
English & Literature	33	5	8	15	5
Finance & Economics	7	2	2	3	0
Fire Science	5	0	2	2	1
Health & Physical Science	12	2	2	4	4
Hospitality Management	1	0	1	0	0
Humanities & Philosophy	15	3	1	9	2
Information Systems	11	4	5	2	0
Integrated Studies	2	1	1	0	0
Languages	10	3	2	4	1
Legal Studies (School of Business)	7	2	3	2	0
Legal Studies (School of Tech., Trades, & Ind.)	1	0	0	0	1
Mathematics	22	7	6	8	1
Multimedia Communication Technology	7	1	2	4	0
Music	5	2	1	2	0
Nursing	16	2	7	6	1
Physics	8	5	1	2	0

RANK BY DEPARTMENT*
2004-2005 (Continued)

<u>Department</u>	<u>Number of Faculty</u>	<u>Full Professor</u>	<u>Associate Professor</u>	<u>Assistant Professor</u>	<u>Lecturer</u>
Social & Political Science	13	4	2	5	2
Technology Management	2	0	1	0	1
Theatre Arts	5	1	0	3	1
Welding Technology	<u>1</u>	<u>0</u>	<u>0</u>	<u>0</u>	<u>1</u>
Total	397	98	96	157	46

*Numbers are only for contract faculty who taught a class during Fall 2004.

Source: Utah Valley State College, Office of Institutional Research


TOTAL NUMBER OF EMPLOYEES

November 1, 2004

<u>Full-Time</u>	<u>Male</u>	<u>Female</u>	<u>Total</u>
Executive/Administrative/Managerial	22	4	26
Faculty	265	124	389
Professional/Non-Faculty	208	152	360
Secretarial/Clerical	4	130	134
Technical/Para-Professional	27	69	96
Skilled/Crafts	45	0	45
Services/Maintenance	52	22	74
Unknown	<u>0</u>	<u>0</u>	<u>0</u>
Total	623	501	1,124
<u>Hourly</u>	<u>Male</u>	<u>Female</u>	<u>Total</u>
Non-Salaried Professional/Administrative	0	0	0
Non-Salaried Faculty	731	297	1,028
Non-Salaried Classified	338	370	708
Salaried Professional/Administrative	0	0	0
Salaried Faculty	0	0	0
Salaried Classified	0	0	0
Work Study Students	255	242	497
Other Students	<u>379</u>	<u>373</u>	<u>752</u>
Total	1,703	1,282	2,985

Source: Utah Valley State College, Human Resources Department IPEDS

ENROLLMENT



CONTENTS

ENROLLMENT

Headcount Enrollment, Fall Semester 2004	62
Full-time Equivalent Enrollment, Fall Semester 2004	63
Enrollment Comparison – Annualized FTE Students Budget Related (graph).....	64
Enrollment History, Spring Semesters 2000-2004 (graph)	65
Enrollment History, Summer Semesters 2000-2004 (graph)	66
Enrollment History, Fall Semesters 2000-2004 (graph)	67
County Resident/Non-Resident Headcount, Fall Semesters 1999-2003	68
Main Feeder High Schools for UVSC, Fall Semester 2004	69
Enrollment from Utah Counties, Fall Semester 2004.....	70
Resident/Non-Resident Headcount, Fall Semesters 2000-2004 (graph).....	72
Headcount Enrollment by Utah County Residency, Fall Semesters 1999-2003 (graph)....	73
Part-time/Full-time Headcount, Fall Semesters 2000-2004	74
Part-time/Full-time Headcount, Fall Semesters 2000-2004 (graph).....	75
Headcount by Area of Study, Fall Semester 2004 (graph)	76
Enrollment Comparison of Utah Universities/Colleges, Fall Semester 2003	77
Fall Headcount Enrollment Projections 2005-2013 (graph)	78

HEADCOUNT ENROLLMENT

Fall Semester 2004

TOTAL HEADCOUNT 24,149*

Female	10,259	42.5%			
Male	13,890	57.5%	Non-resident	2,868	11.9%
			Resident	21,281	88.1%
Full-time	12,229	50.6%	Concurrent	4,001	16.6%
Part-time	11,920	49.4%	Non-Concurrent	20,148	83.4%
Freshmen	12,172	50.4%	Continuing	12,713	52.6%
Sophomores	4,816	19.9%	High School Students	4,001	16.6%
Juniors	3,491	14.5%	First-time Freshman	2,944	12.2%
Seniors	3,669	15.1%	Readmitted	2,151	8.9%
Other/Not Specified	1	0.0%	Transfer	2,340	9.7%
American Indian/Alaskan Native	219	0.9%	Other/Not Specified	0	0.0%
Asian	236	1.0%			
Black	95	0.4%			
Hispanic	811	3.4%			
Non-resident Alien	395	1.6%			
Pacific Islander	200	0.8%			
White	21,451	88.8%			
Other/Not Specified	742	3.1%	Mean Age	23.1	

Source: Utah Valley State College, Office of Institutional Research

*Includes concurrent enrollment.

FULL-TIME EQUIVALENT ENROLLMENT

Fall Semester 2004

Total full-time equivalent (FTE)* 16,339

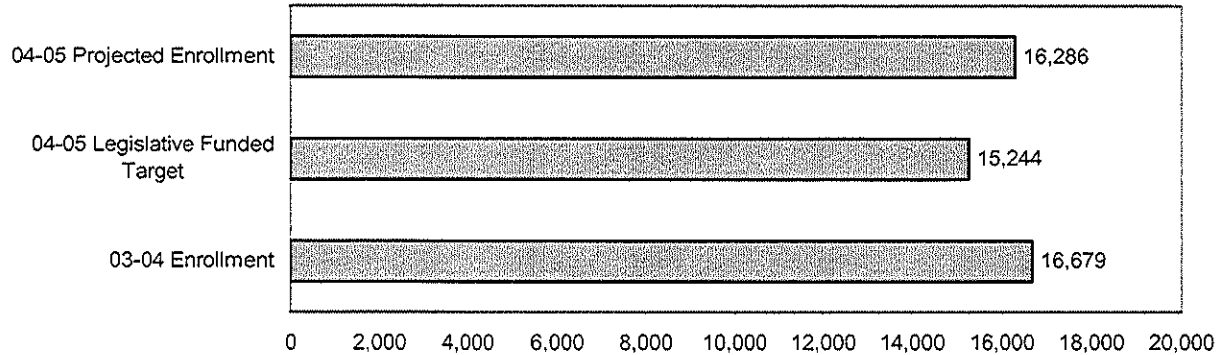
Non-Resident	2,868	11.9%
Resident	21,281	88.1%
Full-time	12,229	50.6%
Part-time	11,920	49.4%

*Full-time equivalent is the total number of credit hours in which students are enrolled divided by 15 (the credit hour load of a hypothetical "full-time" student). Includes concurrent enrollment.

Source: Utah Valley State College, Office of Institutional Research

ENROLLMENT COMPARISON

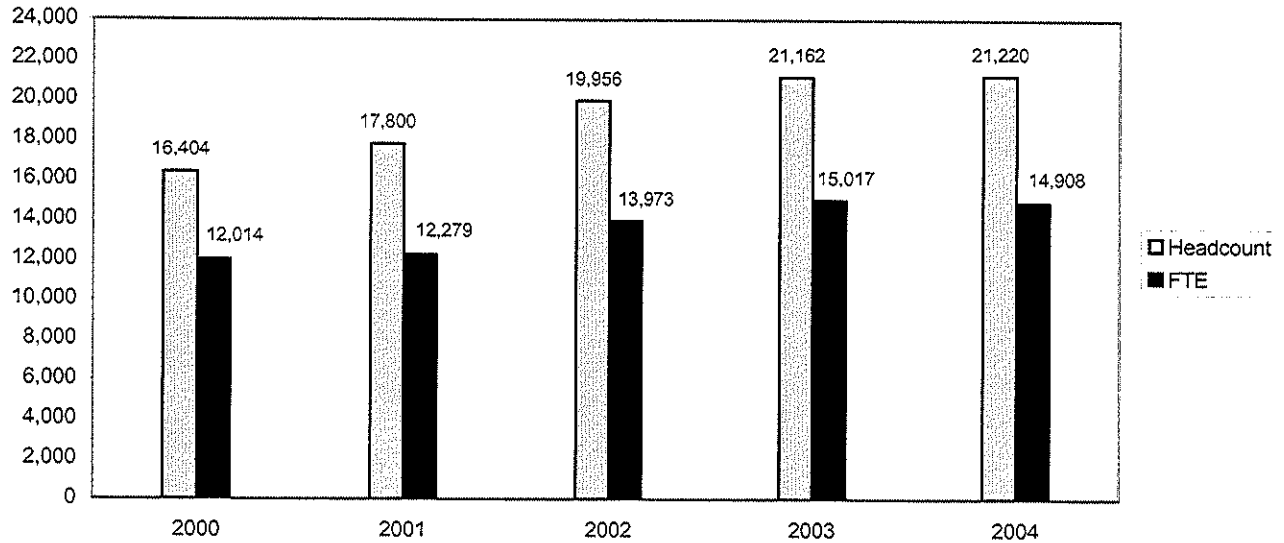
Annualized FTE Students – Budget Related



Source: Utah Valley State College, Budget Office

ENROLLMENT HISTORY

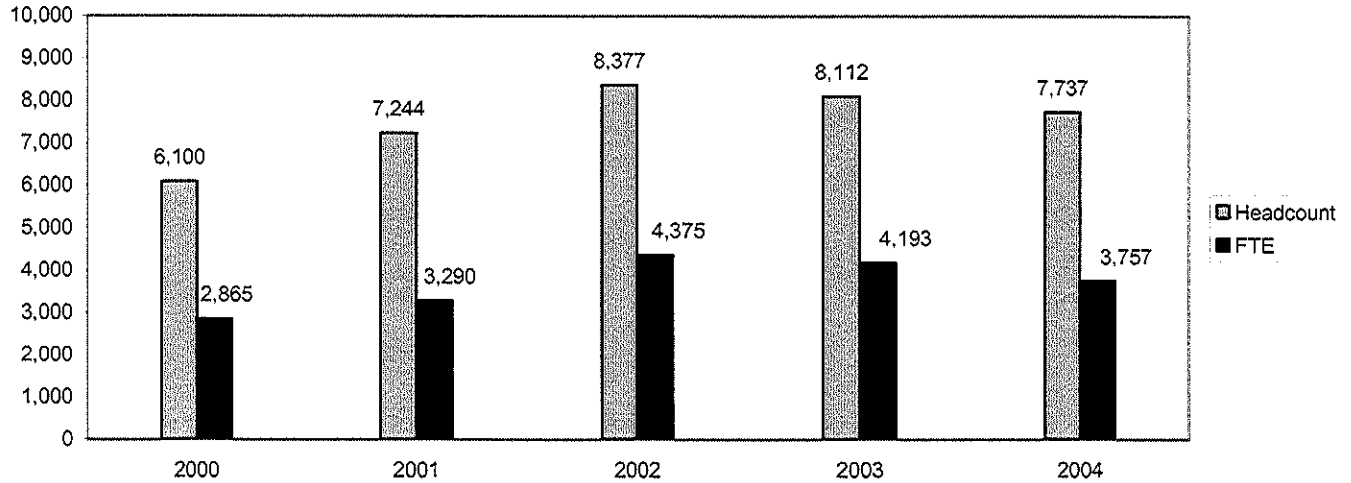
Spring Semesters 2000-2004



Source: Utah Valley State College, Office of Institutional Research

ENROLLMENT HISTORY

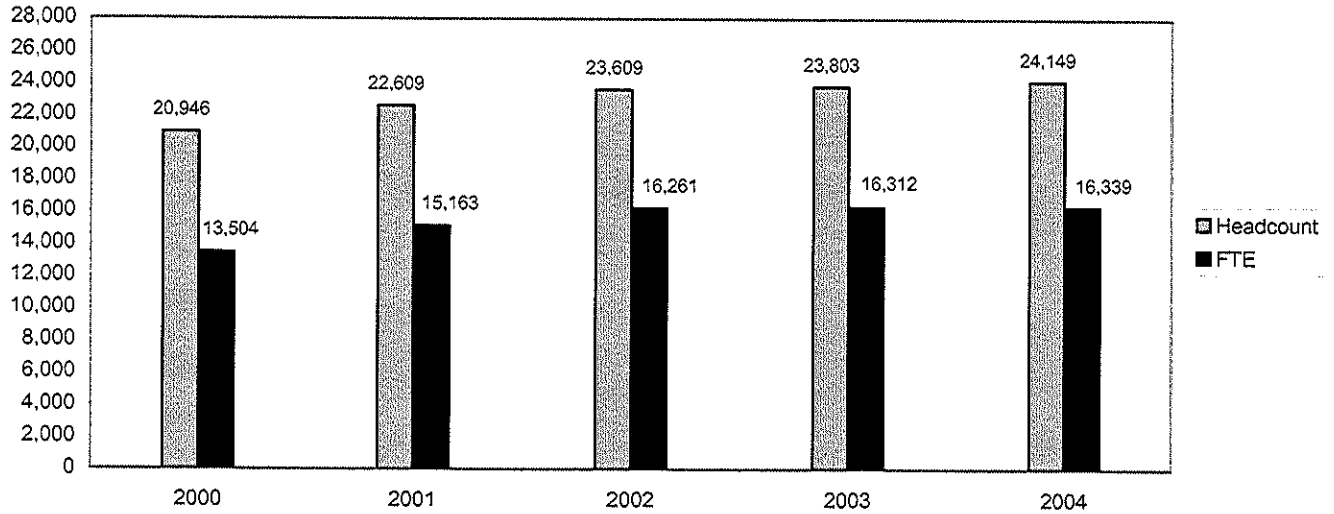
Summer Semesters 2000-2004



Source: Utah Valley State College, Office of Institutional Research

ENROLLMENT HISTORY

Fall Semesters 2000-2004



Source: Utah Valley State College, Office of Institutional Research

COUNTY RESIDENT/NON-RESIDENT HEADCOUNT

Fall Semester 1999-2003

	<u>1999</u>	<u>2000</u>	<u>2001</u>	<u>2002</u>	<u>2003</u>
Resident	18,235	18,825	20,274	21,047	20,474
%	91	90	90	89	86
Utah County	14,217	14,195	15,166	16,359	15,941
%	71	68	67	69	67
Salt Lake County	1,571	1,655	1,755	1,712	1,801
%	8	8	8	7	8
Wasatch County	494	527	611	613	526
%	2	3	3	3	2
Other Counties	1,953	2,448	2,742	2,363	2,206
%	10	12	12	10	9
Non-resident	1,827	2,121	2,335	2,562	3,329
%	9	10	11	11	14
Other States	1,462	1,745	1,964	2,168	3,019
%	7	8	9	9	12
International	365	376	371	394	293
%	2	2	2	2	1
Unknown/Unidentified	NA	NA	NA	NA	17
%					.07
TOTAL	20,062	20,946	22,609	23,609	23,803

Source: Utah System of Higher Education, 2004-2005 Data Book.

MAIN FEEDER HIGH SCHOOLS FOR UVSC

Fall Semester 2004

<u>High School</u>	<u>Number of Students</u>
American Fork	897
Lehi	639
Mountain View	1,326
Orem	1,272
Payson	852
Pleasant Grove	1,218
Provo	919
Spanish Fork	1,041
Springville	990
Timpanogos	812
Timpview	937
Wasatch	615

Source: Utah Valley State College, Office of Institutional Research

ENROLLMENT FROM UTAH COUNTIES

Fall Semester 2004

<u>County</u>	<u>Number of Students</u>
Beaver	14
Box Elder	47
Cache	67
Carbon	39
Daggett	1
Davis	472
Duchesne	75
Emery	51
Garfield	18
Grand	7
Iron	77
Juab	210
Kane	56
Millard	190
Morgan	14
Piute	7

Source: Utah Valley State College, Office of Institutional Research

ENROLLMENT FROM UTAH COUNTIES

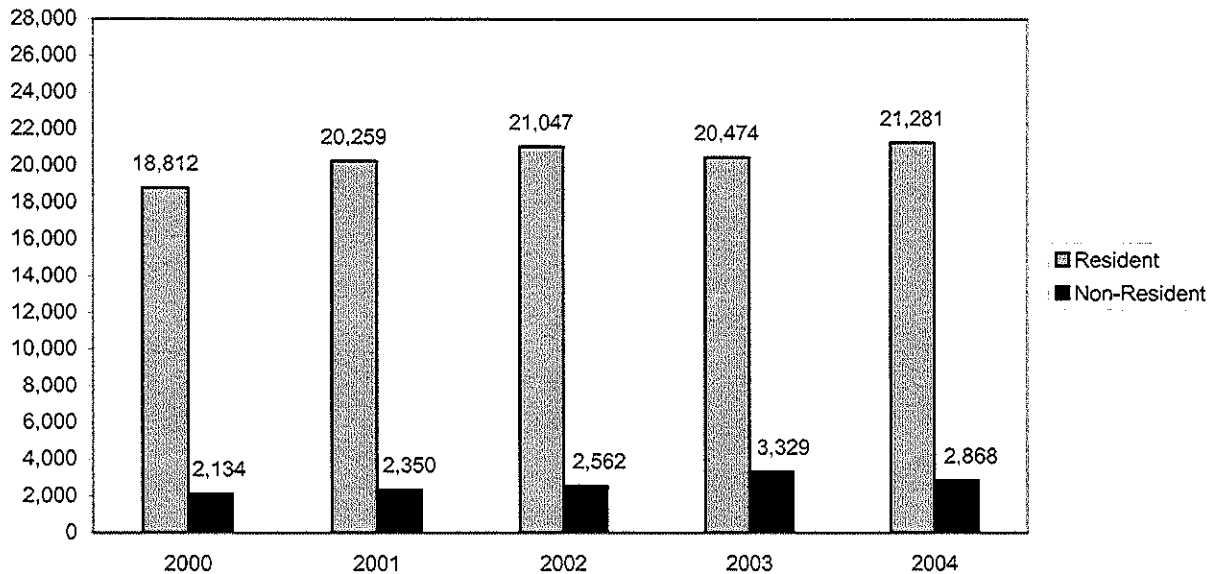
Fall Semester 2004
(Continued)

<u>County</u>	<u>Number of Students</u>
Rich	7
Salt Lake	1,758
San Juan	50
Sanpete	238
Sevier	70
Summit	224
Tooele	84
Uintah	59
Utah	15,800
Wasatch	627
Washington	145
Wayne	38
Weber	<u>63</u>
Total	20,508

Source: Utah Valley State College, Office of Institutional Research

RESIDENT/NON-RESIDENT HEADCOUNT


Fall Semesters 2000-2004



Source: Utah Valley State College, Office of Institutional Research

HEADCOUNT ENROLLMENT BY UTAH COUNTY RESIDENCY

Fall Semesters 1999-2003



	UofU	USU	WSU	SUU	Snow	Dixie	CEU	UVSC	SLOC
■ 1999	1550	996	315	402	305	498	73	14217	312
■ 2000	1464	1039	317	386	348	458	53	14195	334
□ 2001	1550	1169	362	422	398	465	67	15166	435
▨ 2002	1626	1091	353	367	364	491	67	16359	460
▩ 2003	1632	1235	268	438	278	558	56	15941	328

Source: Utah System of Higher Education, 2004-05 Data Book

PART-TIME/FULL-TIME HEADCOUNT

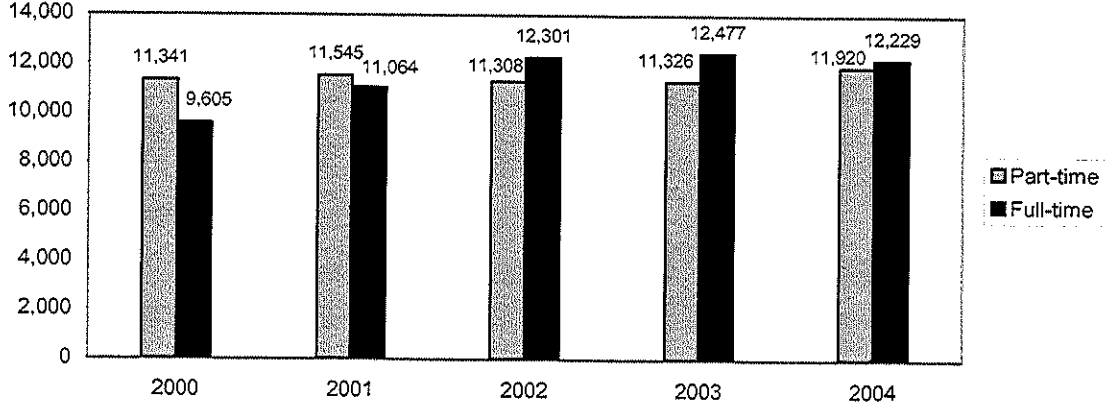
Fall Semesters 2000-2004

	<u>2000</u>	<u>2001</u>	<u>2002</u>	<u>2003</u>	<u>2004</u>
TOTAL	20,946	22,609	23,609	23,803	24,149
Part-time	11,341	11,545	11,308	11,326	11,920
Full-time	9,605	11,064	12,301	12,477	12,229

Source: Utah Valley State College, Office of Institutional Research

PART-TIME/FULL-TIME HEADCOUNT

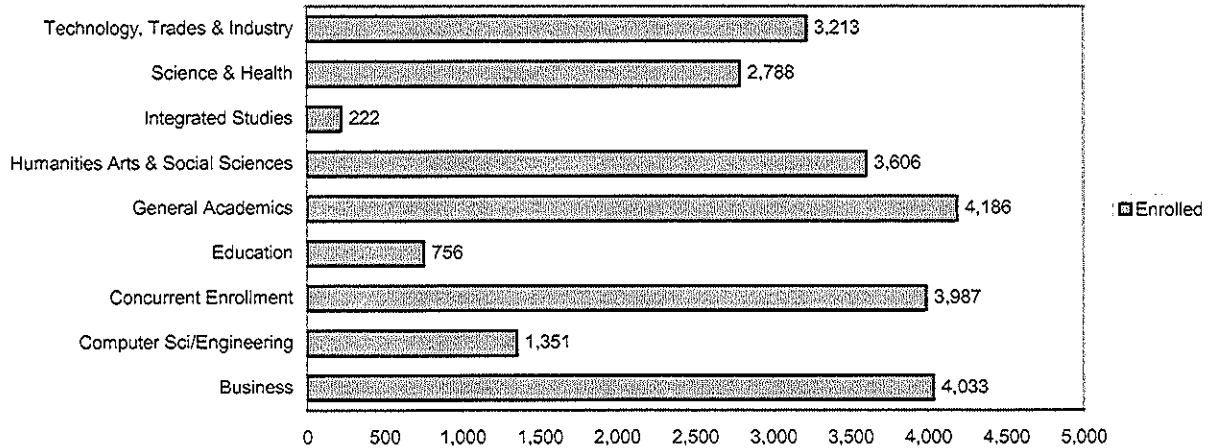
Fall Semester 2000-2004



Source: Utah Valley State College, Office of Institutional Research

HEADCOUNT BY AREA OF STUDY

Fall Semester 2004



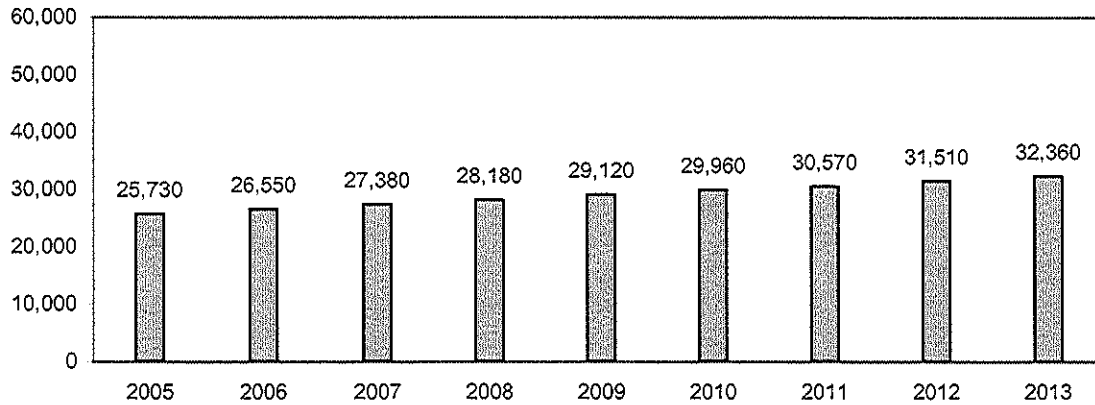
Source: Utah Valley State College, Office of Institutional Research

ENROLLMENT COMPARISON OF UTAH UNIVERSITIES AND COLLEGES

	<u>Fall 2003</u>		<u>Five-Year Growth Rate</u>	
	<u>Headcount</u>	<u>FTE</u>	<u>Headcount</u>	<u>FTE</u>
College of Eastern Utah	2,692	1,902	0.03%	-0.56%
Dixie State College of Utah	7,682	4,425	4.82%	4.21%
Salt Lake Community College	24,153	14,434	2.71%	4.18%
Snow College	4,036	2,880	-0.22%	-1.47%
Southern Utah University	6,048	4,922	0.08%	-0.41%
University of Utah	29,878	23,426	3.17%	3.03%
Utah State University	23,474	17,227	2.50%	2.56%
Utah Valley State College	23,803	16,313	3.73%	5.55%
Weber State University	<u>19,167</u>	<u>13,713</u>	<u>4.82%</u>	<u>5.26%</u>
USHE	140,933	99,242	3.03%	3.37%

Source: Utah System of Higher Education, 2003-04 Data Book

UTAH VALLEY STATE COLLEGE FALL HEADCOUNT ENROLLMENT PROJECTIONS 2005-2013



Source: Utah Valley State College, Office of Institutional Research

STUDENT PROFILE


CONTENTS

STUDENT PROFILE

Mean Age of Students, Fall Semesters 2000-2004 (graph).....	82
Headcount Distribution by Age, Fall Semesters 2000-2004	83
Headcount Distribution by Ethnic Group, Fall Semesters 2000-2004	84
Male/Female Headcount, Fall Semesters 2000-2004 (graph)	85
Headcount by Class Standing, Fall Semesters 2000-2004 (graph)	86
Geographic Residency of Students – United States, Fall Semester 2004	87
Citizenship of Foreign Students, Fall Semester 2004	89
Number of Degrees Awarded, 2003-2004	92

MEAN AGE OF STUDENTS

Fall Semesters 2000-2004



Source: Utah Valley State College, Office of Institutional Research

HEADCOUNT DISTRIBUTION BY AGE

Fall Semesters 2000-2004

	<u>2000</u>	<u>2001</u>	<u>2002</u>	<u>2003</u>	<u>2004</u>
Total	20,946	22,609	23,609	23,803	24,149
Under 18 years	3,927	3,810	3,614	3,482	4,062
18-19 years	4,327	4,258	4,041	3,877	3,899
20-21 years	3,571	3,890	3,790	3,702	3,545
22-24 years	4,853	5,598	5,885	5,917	5,694
25-29 years	2,425	2,992	3,622	3,997	4,122
30-34 years	702	879	1,065	1,208	1,244
35-39 years	432	465	568	572	606
Over 39 years	667	711	1,024	1,048	967
Unknown	42	6	0	0	10
Mean Age	22.1	22.4	23.1	23.3	23.1

Source: Utah Valley State College, Office of Institutional Research

HEADCOUNT DISTRIBUTION BY ETHNIC GROUP

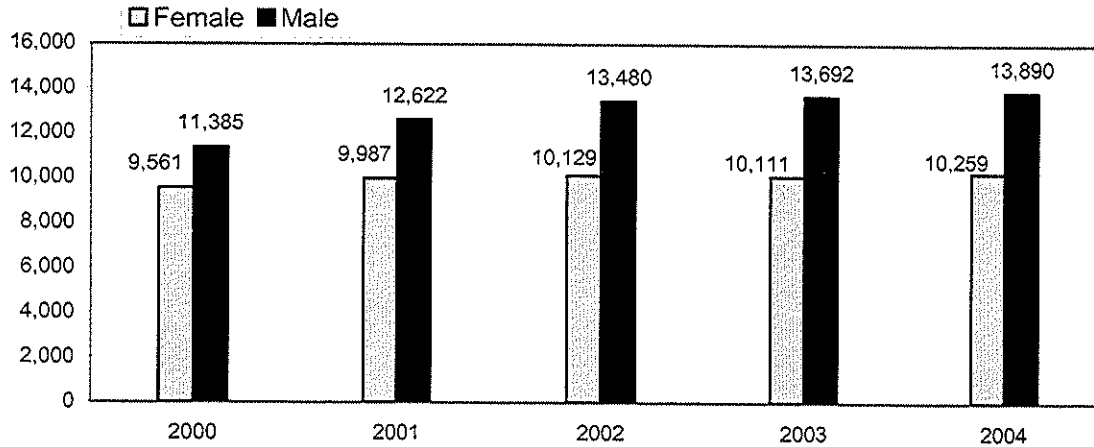
Fall Semester 2000-2004

	<u>2000</u>	<u>2001</u>	<u>2002</u>	<u>2003</u>	<u>2004</u>
American Indian/Alaskan Native	129	135	177	200	219
Asian	277	280	233	206	236
Black	50	59	82	96	95
Hispanic	536	612	698	701	811
Non-resident Alien	465	507	496	534	395
Pacific Islander	12	69	123	159	200
White	19,474	20,836	21,516	21,382	21,451
Other/Not Specified	<u>3</u>	<u>111</u>	<u>284</u>	<u>525</u>	<u>742</u>
Total	20,946	22,609	23,609	23,803	24,149

Source: Utah Valley State College, Office of Institutional Research

MALE/FEMALE HEADCOUNT

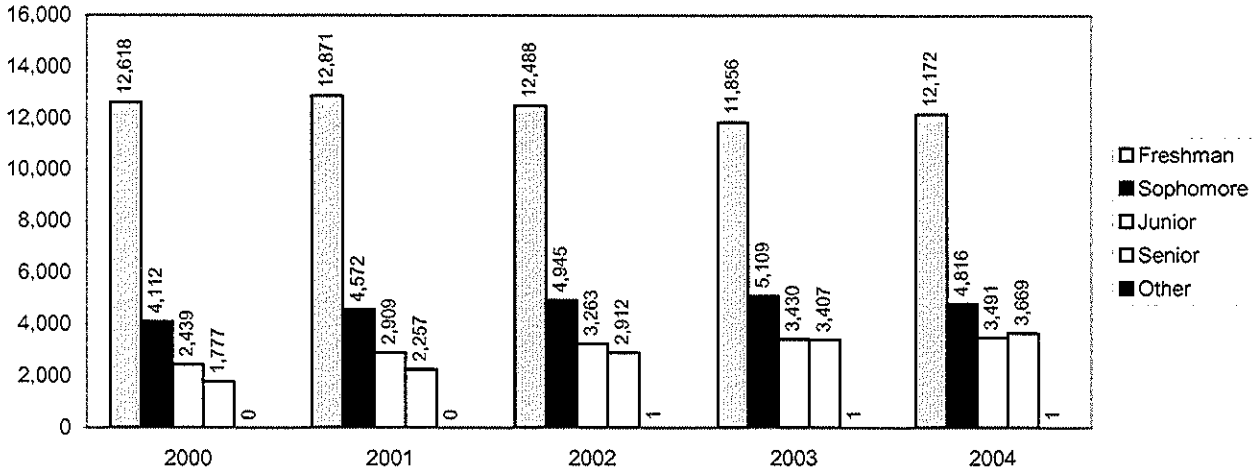
Fall Semesters 2000-2004



Source: Utah Valley State College, Office of Institutional Research

HEADCOUNT BY CLASS STANDING

Fall Semester 2000-2004



Source: Utah Valley State College, Office of Institutional Research

GEOGRAPHIC RESIDENCY OF STUDENTS – UNITED STATES

Fall Semester 2004

<u>States Represented</u>	<u>Number</u>	<u>States Represented</u>	<u>Number</u>
Alabama	2	Massachusetts	13
Alaska	26	Michigan	33
Arizona	128	Minnesota	20
Arkansas	19	Mississippi	9
California	591	Missouri	31
Colorado	155	Montana	23
Connecticut	13	Nebraska	8
Delaware	3	Nevada	103
Florida	74	New Hampshire	10
Georgia	22	New Jersey	16
Hawaii	33	New Mexico	34
Idaho	112	New York	44
Illinois	35	North Carolina	22
Indiana	25	North Dakota	4
Iowa	12	Ohio	32
Kansas	20	Oklahoma	12
Kentucky	14	Oregon	57
Louisiana	7	Pennsylvania	53
Maine	4	Rhode Island	14
Maryland	25	South Carolina	14

GEOGRAPHIC RESIDENCY OF STUDENTS – UNITED STATES

Fall Semester 2004

(Continued)

<u>States Represented</u>	<u>Number</u>	<u>States Represented</u>	<u>Number</u>
South Dakota	7	Virginia	36
Tennessee	18	Washington	127
Texas	141	West Virginia	7
Utah	21559	Wisconsin	23
Vermont	4	Wyoming	31
		Foreign, Unknown & Armed Forces	324
All 50 States Represented		Total:	24,149

Source: Utah Valley State College, Office of Institutional Research

CITIZENSHIP OF FOREIGN STUDENTS

Fall Semester 2004

<u>Country</u>	<u>Number</u>	<u>Country</u>	<u>Number</u>
Albania	3	Finland	1
Argentina	15	Fiji	1
Australia	9	French Polynesia	3
Austria	5	France	5
Barbados	1	Ghana	6
Bahamas	1	Grenada	1
Bolivia	4	Germany	6
Brazil	25	Guatemala	8
Bulgaria	3	Guyana	1
Canada	54	Haiti	5
China	17	Hong Kong	3
Chile	8	Honduras	6
Colombia	9	Hungary	1
Dominican Republic	4	Iceland	1
Ecuador	9	Indonesia	1
Egypt	1	India	3
Ireland	3	Japan	53
Estonia	1	Jamaica	1
El Salvador	7	Jordan	2
Ethiopia	1	Kenya	1

CITIZENSHIP OF FOREIGN STUDENTS

Fall Semester 2004

(Continued)

<u>Country</u>	<u>Number</u>	<u>Country</u>	<u>Number</u>
Kyrgyzstan	2	Saudi Arabia	1
South Korea	41	South Africa	7
Moldova	1	Spain	2
Mongolia	15	Sweden	1
Morocco	1	Syrian Arab Republic	2
Mauritius	1	United Arab Emirates	1
Oman	1	Trinidad And Tobago	1
Mexico	68	Thailand	3
Netherlands	1	Tonga	7
Norway	2	Togo	2
New Zealand	1	Taiwan	8
Peru	22	Uganda	1
Pakistan	2	United Kingdom	11
Panama	3	Ukraine	4
Romania	3	Uruguay	2
Philippines	4	Uzbekistan	1
Puerto Rico	2	Venezuela	8
Russia	6	Vietnam	3

CITIZENSHIP OF FOREIGN STUDENTS

Fall Semester 2004

(Continued)

<u>Country</u>	<u>Number</u>
Yemen	2
Zimbabwe	<u>2</u>
Total	534

TOTAL NUMBER OF FOREIGN COUNTRIES, FALL 2004: 78

United States of America	23,408
Unknown	207

TOTAL NUMBER OF COUNTRIES, FALL 2004: 79

**NUMBER OF DEGREES AWARDED
2003-2004 SCHOOL YEAR**

Certificate	72
Diploma	11
Associate in Applied Science	389
Associate of Science	1,507
Associate of Arts	95
Bachelor of Science	1,177
Bachelor of Arts	<u>68</u>
Total	3,319

Source: Utah Valley State College, Office of Institutional Research

SUPPORT ORGANIZATIONS

CONTENTS

SUPPORT ORGANIZATIONS

Faculty Senate Presidents	96
Professional Association of College Employees Presidents (ACE/PACE)	97
Utah Valley State College Foundation Board of Directors 2004-2005.....	98
Utah Valley State College Past Foundation Board Members.....	99
Utah Valley State College Alumni Association Board of Directors 2004-2005	101
Utah Valley State College Alumni Past President's Club	102

FACULTY SENATE PRESIDENTS

2004-06	Ellen Hall-Loveland	1988-89	Orrin A. Nelson
2002-04	Mike Shively	1987-88	Barbra Ann Hoge
2000-02	Ron Hammond	1986-87	F. Dennis Farnsworth
1998-00	Grant Richards	1985-86	Larry B. Marsing
1997-98	Gaya Carlton	1984-85	Kenneth M. Foster
1996-97	Ernie L. Carey	1983-84	Wesley M. Bitters
1995-96	Larry Holt	1982-83	J. D. Davidson
1994-95	Hugh Rode	1981-82	Kenneth M. Foster
1993-94	D. J. Rowley	1980-81	Robert F. Steele
1992-93	Douglas Bradley	1979-80	Russell C. Black
1991-92	Del Shumway	1978-79	Douglas E. Warner
1990-91	Bonnie G. Henrie	1977-78	Stephen L. Adams
1989-90	J. D. Davidson		

Source: Utah Valley State College, Faculty Senate Minutes

PROFESSIONAL ASSOCIATION OF COLLEGE EMPLOYEES PRESIDENTS (ACE/PACE)

2004-2005	PACE	Candace Marks
2003-04	PACE	Shad Sorenson
2002-03	PACE	Vickie Walker
2001-02	PACE	Phil Clegg
2000-01	PACE	Merrill Oyler
1999-00	PACE	Gary Griffin
1998-99	PACE	Jeanette Hall
1996-98	PACE	Robert Rasmussen
1995-96	PACE	Nancy Bartlett
1994-95	PACE	Marilyn Mansfield
1993-94	PACE	Tara Yates
1992-93	PACE	Michael L. Jones
1991-92	PACE	Leah J. Holt
1990-91	PACE	Michael V. Jacobsen
1989-90	PACE	Noel C. Lyman
1988-89	PACE	Thomas R. Rasmussen
1987-88	PACE	Evan A. Frampton
1986-87	ACE	Linda L. Makin
1985-86	ACE	Lucile M. Steele
1984-85	ACE	Duane Jacobs
1983-84	ACE	Barbara Dabling

Source: Utah Valley State College, PACE President

**UTAH VALLEY STATE COLLEGE FOUNDATION
BOARD OF DIRECTORS
2004-2005**

B.J. Wright
Bill Cobb
Bill Raymond
Bob Rasmussen
Carol Walker
Craig Carlile, Past Chair
Doyle Mortimer
Elaine Englehardt
H. Clyde Davis
Ian Wilson
James Fenton
James V. Bassi
Jeff Driggs
Jeff Kahn (Chair-Elect)
Jim Clark
Kevin Cope
Kimberly G. Brown

Leland Bird
Linda Walton
Louis Pope
Molly Knowles
Nadine Gillmor
Regina Peacock
Ryan Winters
Stephen Clark
Stephen M.R. Covey
Stephen W. Gibson
Terry Flynn
Thomas Whitaker
Tim McFarland
Tim Stay
Tom Heal (Chair)
William Sederburg

Source: Utah Valley State College, Office of Institutional Advancement

UTAH VALLEY STATE COLLEGE PAST FOUNDATION BOARD MEMBERS

G. William "Bill" Aaron
Dave Adams
Bill J. Anderson
Derelys Anthony
Kenneth Balsler
Ray Bartholomew
Leland Bird
Roger Bjarnson
Merrill Bushnell
Dan Campbell
Joe Cannon
Craig Carlile
Victor I. Cartwright
Jim Clark
Stephen Clark
Louise Clyde
Wilford Clyde
Jackie Coleman

Stanley E. Collins
Kevin Cope
Ronald J. Dallin
Terry Flynn
Frank Gardner
George Gardner
Stephen W. Gibson
Nadine Gillmor
David Gunther
Orville Gunther
David D. Halladay
Ronald Hawkins
Tom Heal
Thone Heppler
J. Marvin Higbee
Doug Home
Jeff Kahn
Molly Knowles

Hames B. Lindahl
JoAnn B. Losee
Jay Mitton
Doyle Mortimer
Becky Nelson
Greg Nelson
Renee Nelson
John Nielsen
Norm Nielsen
H. Don Norton
David Palfreyman
Russell Park
Regina Peacock
Louis Pope
Brenda Powell
Florence B. Ragan
David Reeves
Neal Savage

Source: Utah Valley State College, Office of Institutional Advancement

**UTAH VALLEY STATE COLLEGE
PAST FOUNDATION BOARD MEMBERS**
(Continued)

Andy Shelline
Barbara Smith
Marlon O. Snow
Wilson W. Sorensen
Tim Stay
Swen Swenson

Paul Sybrowsky
Maria Vargas
Linda Walton
John West
Thomas Whitaker
Craig Willett

Ian Wilson
Hal Wing
Steve Winn
Ryan Winters
Brent York

UTAH VALLEY STATE COLLEGE ALUMNI ASSOCIATION BOARD OF DIRECTORS 2004-2005

Jim Bassi	UVSC Student Body President
Wes Bitters	Retired UVSC Faculty
Sheena Brown	
Dick Chappell	Family First Federal Credit Union, CEO
Chandler Childs	Pro System Painting Company
Blake Christensen	Nature's Sunshine-UVSC President of School of Business Alumni Board
John D. Garfield	Marriott Hotels, Resorts & Suites
Jared Heal	Security Home Mortgage
Tom Heal, Past President	Tom Heal Commercial Real Estate, Inc.
Mike Ho	K & K Printing
Steve Johnson	UVSC Assistant Dean, School of Technology/Trades/Industry
Josh Martin	Colliers International
Leslie Nelson	Sensations Power Marketing
J. Brooks Peacock	J. Brooks Peacock, CPA, PC
Regina Peacock	Steven Peacock, DDS
Bill Pope	US Synthetic Corp.- UVSC School of Science & Health Committee Chair
Thomas C. Powell	Boy Scouts of America/Utah National Parks Council
Bob Rasmussen	UVSC Assistant Dean, Student Life & Leadership
Adam J. Robertson	Utah Discovery Operation, Inc.
R. Royal Robins	UVSC Student Alumni Association President
Barbara Smith	KTVX Channel 4
B.J. Wright, President	A Plus Benefits

Source: Utah Valley State College, Alumni Office

UTAH VALLEY STATE COLLEGE ALUMNI PAST PRESIDENT'S CLUB

2004-present	B.J. Wright	A Plus Benefits
2002-2004	Tom Heal	Tom Heal Commercial Real Estate, Inc
2000-2002	Barbara A. Smith	KTVX Channel 4
1997-2000	Dave F. Adams	Dave Adams Classic Auto Repair, Inc.
1995-1997	Jeffrey S. Kahn	Zions Bank
1994-1995	Geri S. Clements	Red Gazelle Design Group
1993-1994	Bill A. Brown	Power Quest
1992-1993	Greg S. Nelson	Calorimetry Sciences Corp.
1991-1992	David D. Halladay	Trustconsult
1990-1991	Brent J. DeMille	Affiliated Realty Group
1989-1990	Jon W. Startup	Startup's Historic Candy Factory

Source: Utah Valley State College, Alumni Office

FINANCE

CONTENTS

FINANCE

History of Education and General Operating Budgets and State Appropriations	106
History of State Appropriations Per FTE	108
Education and General Operating Funds, Use Expenditure Category 2004-2005 (graph).....	110
Education and General Operating Funds, Expenditure Purpose 2004-2005 (graph)	111
Education and General Revenue Sources 2004-2005 (graph).....	112
History of Education and General Operating Budget and State Appropriations (graph).....	113
Fuel and Power Expenditures (graph).....	114
Scholarship Activity Report 2003-2004	115
Tuition Waiver Activity Report 2003-2004	118
Financial Aid Activity Report 2003-2004	120
Grants and Contracts Summary 2003-2004.....	121

HISTORY OF EDUCATION AND GENERAL OPERATING BUDGETS AND STATE APPROPRIATIONS

<u>Year</u>	<u>Total Budget</u>	<u>State General/ Income Tax Fund</u>	<u>Percentage</u>
2004-05	\$89,242,000	\$41,569,600	46.58%
2003-04	\$82,700,000	\$40,217,200	48.63%
2002-03	\$76,735,000	\$39,967,000	52.08%
2001-02	\$69,100,000	\$41,202,900	59.63%
2000-01	\$59,052,900	\$36,356,600	61.57%
1999-00	\$53,270,000	\$32,823,600	61.62%
1998-99	\$48,065,900	\$29,503,600	61.38%
1997-98	\$43,568,200	\$26,758,700	61.42%
1996-97	\$40,060,000	\$24,380,200	60.86%
1995-96	\$37,960,000	\$22,138,100	58.32%
1994-95	\$33,800,000	\$19,454,300	57.56%
1993-94	\$29,663,000	\$17,364,100	58.54%
1992-93	\$26,416,500	\$16,121,200	61.03%
1991-92	\$23,538,800	\$14,994,600	63.70%
1990-91	\$21,319,500	\$13,939,400	65.38%

HISTORY OF EDUCATION AND GENERAL OPERATING BUDGETS AND STATE APPROPRIATIONS

(Continued)

<u>Year</u>	<u>Total Budget</u>	<u>State General/ Income Tax Fund</u>	<u>Percentage</u>
1989-90	\$18,856,800	\$12,370,900	65.60%
1988-89	\$17,268,400	\$11,449,800	66.30%
1987-88	\$16,796,426	\$11,162,400	66.46%
1986-87	\$15,967,752	\$10,716,500	67.11%
1985-86	\$15,400,281	\$10,723,475	69.63%
1984-85	\$13,854,100	\$9,963,500	71.92%
1983-84	\$12,021,700	\$7,997,700	66.53%
1982-83	\$11,377,500	\$7,671,400	67.43%
1981-82	\$10,281,200	\$7,054,100	68.61%
1980-81	\$8,656,400	\$6,206,500	71.70%
1979-80	\$7,462,800	\$5,346,500	71.64%

Source: Utah Valley State College, Budget Office

HISTORY OF STATE APPROPRIATIONS PER FTE*

<u>Year</u>	<u>Base State Tax Funds</u>	<u>Annualized FTE</u>	<u>Appropriation Per FTE</u>
2003-04	\$40,217,200	16,679	\$2,411
2002-03	\$39,967,000	16,890	\$2,366
2001-02	\$41,202,900	15,750	\$2,616
2000-01	\$36,356,600	13,904	\$2,615
1999-00	\$32,823,600	12,559	\$2,614
1998-99	\$29,503,600	11,540	\$2,557
1997-98	\$26,758,700	10,058	\$2,661
1996-97	\$24,380,200	9,721	\$2,508
1995-96	\$22,138,100	8,988	\$2,463
1994-95	\$19,454,300	8,437	\$2,306
1993-94	\$17,364,100	8,021	\$2,165
1992-93	\$16,121,200	7,472	\$2,158
1991-92	\$14,994,600	6,732	\$2,227
1990-91	\$13,939,400	5,787	\$2,409
1989-90	\$12,370,900	5,854	\$2,113

HISTORY OF STATE APPROPRIATIONS PER FTE*

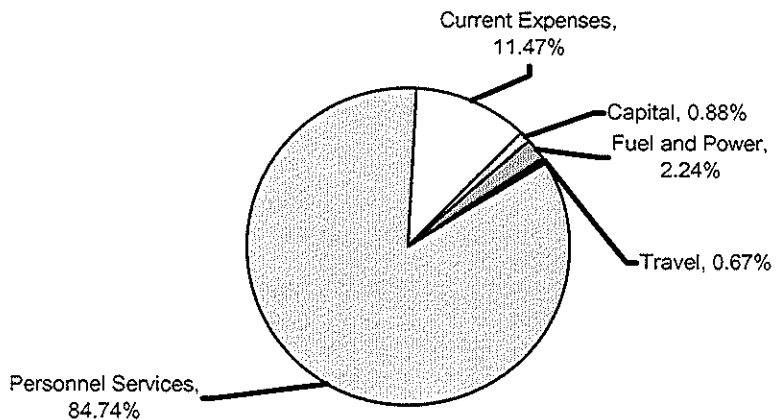
(Continued)

<u>Year</u>	<u>Base State Tax Funds</u>	<u>Annualized FTE</u>	<u>Appropriation Per FTE</u>
1988-89	\$11,449,800	5,329	\$2,149
1987-88	\$11,162,400	5,302	\$2,105
1986-87	\$10,716,500	5,206	\$2,058
1985-86	\$10,723,475	4,899	\$2,189
1984-85	\$9,963,500	4,947	\$2,014
1983-84	\$7,997,700	5,272	\$1,517
1982-83	\$7,671,400	5,035	\$1,524
1981-82	\$7,054,100	4,349	\$1,622
1980-81	\$6,206,500	3,840	\$1,616
1979-80	\$5,346,500	3,250	\$1,645

*FTE = Full-time equivalent

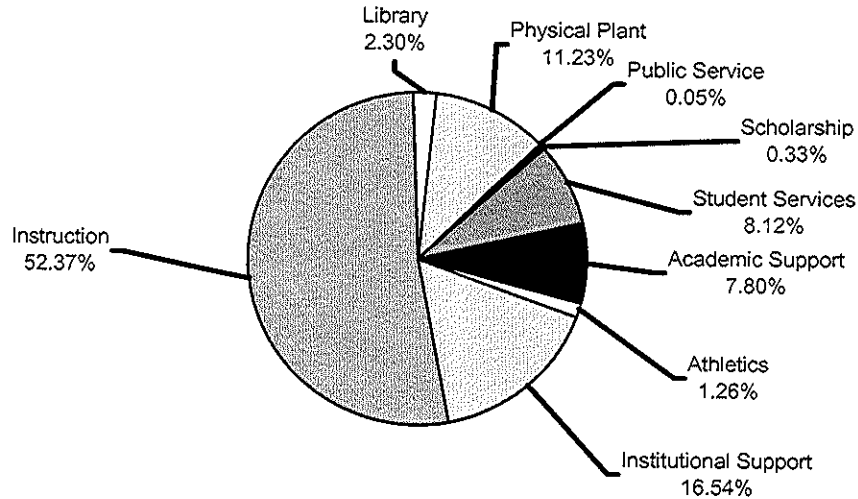
Source: Utah Valley State College, Budget Office

EDUCATION & GENERAL OPERATING FUNDS USE EXPENDITURE CATEGORY 2004-2005



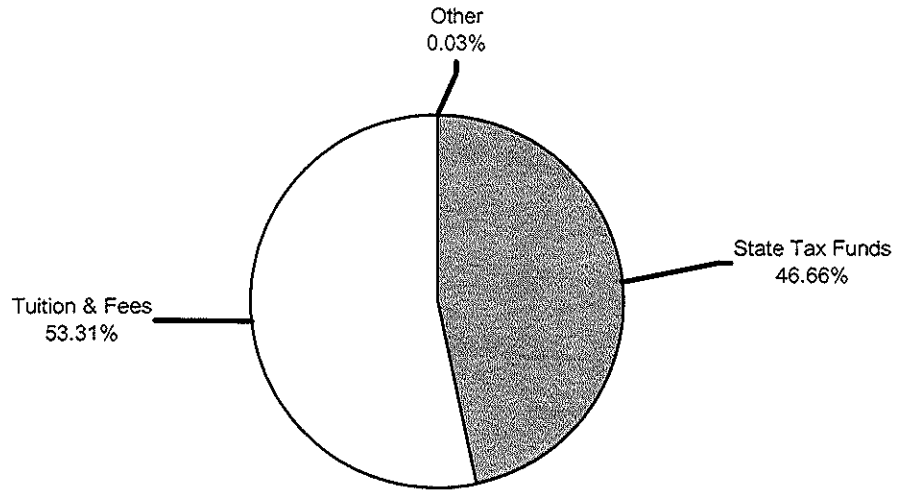
Source: Utah Valley State College, Budget Office

EDUCATION & GENERAL OPERATING FUNDS EXPENDITURE PURPOSE 2004-2005



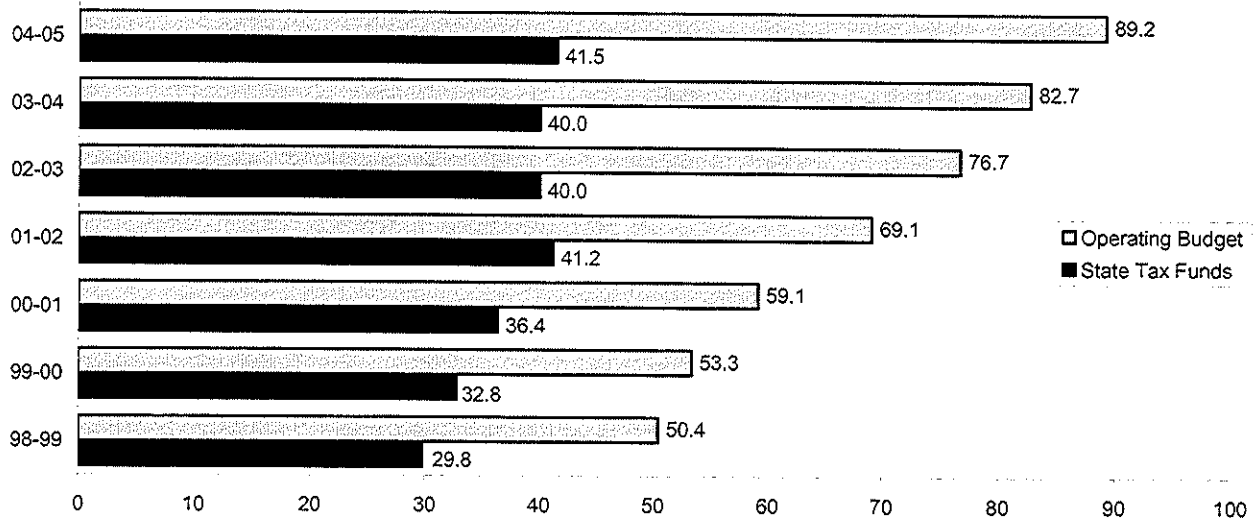
Source: Utah Valley State College, Budget Office

EDUCATION & GENERAL REVENUE SOURCES 2004-2005



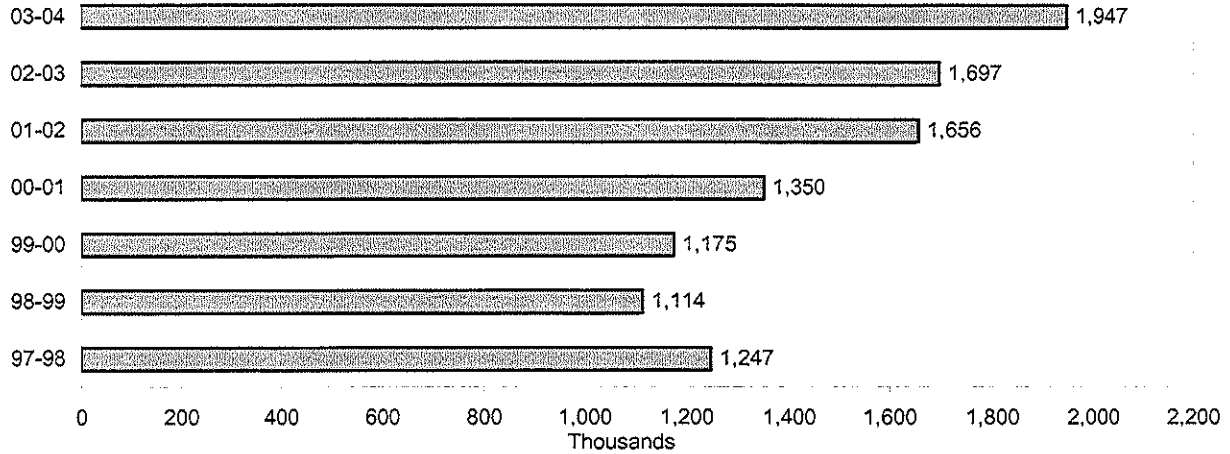
Source: Utah Valley State College, Budget Office

HISTORY OF EDUCATION AND GENERAL OPERATING BUDGET AND STATE APPROPRIATIONS



Source: Utah Valley State College, Budget Office

FUEL AND POWER EXPENDITURES
(INCLUDES ENERGY PROJECTS APPROVED BY THE BOARD OF REGENTS)



Source: Utah Valley State College, Budget Office

SCHOLARSHIP ACTIVITY REPORT

2003-2004

<u>Name</u>	<u>Number</u>	<u>Amount</u>	<u>Name</u>	<u>Number</u>	<u>Amount</u>
1st Security Fnd Sch.	1	2,000.00	Business Faculty/Staff Sch.	1	500.00
1st Security Foundation	3	2,700.00	Butler Endowed	1	1,732.00
ACM STD	2	1,000.00	Carrol Reid Memorial	1	1,098.00
Alden and Nancy Tueller	1	1,000.00	Carrol Reid Memorial Sch.	1	1,225.00
Alden and Nancy Tueller Sch.	1	1,000.00	Cazier Annual Sch.	1	500.00
Allen Taylor	1	696.00	Central Bank & Trust	1	1,000.00
Allyson Walker Ollivier	1	1,000.00	Central Bank Sch.	1	1,000.00
Allyson Walker Ollivier Sch.	2	1,000.00	Cloward (Dental Hygiene)	1	800.00
Art Guild	1	400.00	Clyde Endowed	2	1,981.00
Aviation	1	280.00	Coleman/McVea	1	550.00
B. Sorensen Artwork of Kids	3	5,000.00	Crouch (Auto Mechanic)	2	1,800.00
Bank One	1	1,000.00	Democratic Women	1	500.00
Belliston (Endowed)	1	1,842.00	Democratic Women UT Cnty Sch.	1	500.00
Bill & Margaret Pope	24	39,282.00	Don & Renee Butler	1	2,196.00
Blaine & Louise Clyde	2	1,842.00	Don Arend Memorial (Fire Fighting)	1	580.00
Blilayne Hirsche	2	1,500.00	Doug White (Plumbing)	1	200.00
Bookstore	10	3,000.00	Electrical Wholesale	4	5,526.00
Bookstore Sch.	7	1,475.00	Electrical Wholesale Sch.	3	4,978.00
Browning Trust	20	12,247.00	Exchange Club	1	1,200.00
Browning Trust	19	10,404.00	Exchange Club Sch.	1	1,200.00
Business Expo	2	2,000.00	Far West Bank	1	1,800.00
Business Faculty/Staff	2	1,800.00	Far West Bank Sch.	1	1,200.00

SCHOLARSHIP ACTIVITY REPORT

2003-2004 (Continued)

<u>Name</u>	<u>Number</u>	<u>Amount</u>	<u>Name</u>	<u>Number</u>	<u>Amount</u>
Farmers Insurance	2	2,000.00	Henrietta Herwig	2	1,221.00
Fawn Walker	15	21,419.00	Henrietta Herwig Sch.	2	4,959.44
Fawn Walker Sch.	12	23,168.00	Henry Davis	1	800.00
Florence B. Ragan (Aviation)	4	4,000.00	Infotrax (Annual)	3	4,000.00
Florence B. Ragan (General)	11	8,735.50	IPSA	6	5,000.00
Florence Ragan (Theater)	8	5,795.75	Ipsa Sch.	7	4,700.00
Florence Ragan Nursing Sch.	4	2,908.50	Irma Burg (PEO) Sch.	1	1,902.00
Florence Ragan Theater Sch.	2	1,881.00	JC Keepsake & Brendan Diamonds	2	2,000.00
Florence Regan (Nursing)	10	9,434.47	Jerry Conder	1	1,600.00
Freedom Credit Union	2	1,000.00	Joanne B Losee Sch.	1	1,416.00
Freedom Credit Union Sch.	2	1,000.00	Joanne B. Losee	1	1,784.00
General Endowment	4	3,263.00	Joesph Dan Adams Sch.	1	2,000.00
General Foundation	9	11,187.00	John West Sch.	1	1,036.00
General Foundation Sch.	6	8,351.50	Johnson (TTI/VICA)	4	1,052.00
Golden Gate Sch.	13	53,268.36	Johnson TTI/Vica Sch.	2	1,036.00
Greer	11	8,159.60	Joseph Ollivier Business Sch.	1	1,000.00
Greer (Nursing)	12	7,000.00	Keoh Philosophy Sch.	2	1,500.00
Gunther Trades	20	29,769.00	Kerry Romesburg Sch.	1	550.00
Gunther Trades Sch.	22	30,200.08	Kimball Harper End Botany Fnd	1	410.00
H. R. Wing	1	800.00	Leland/Lavern Gappmayer Sch.	4	6,500.00
Hammond	1	2,196.00	LPN Nursing Sch.	2	989.46
Hammond Sch.	1	1,225.00	Margaret Jenson Sch.	2	2,250.00

SCHOLARSHIP ACTIVITY REPORT

2003-2004 (Continued)

<u>Name</u>	<u>Number</u>	<u>Amount</u>	<u>Name</u>	<u>Number</u>	<u>Amount</u>
Marlon Snow Sch.	1	1,000.00	Sch of Bus Alumni Sch.	1	2,200.00
Marvin/Ethelynn Higbee Sch.	1	472.00	Siddoway Family Endowed Sch.	1	600.00
Maxine Winterton Kroescher Eds	1	500.00	Springville Rotary Sch.	6	12,864.50
Minority Sch.	1	550.00	Squire Nursing Sch.	1	500.00
Morinda Sch.	4	3,300.00	Steven W Gibson Sch.	7	6,008.21
Nadine Gillmor Sch.	5	3,986.00	Student Alumni Sch.	12	16,576.00
Natures Sunshine Sch.	2	2,000.00	Student To Student Sch.	2	2,072.00
New Opportunities Sch.	1	1,000.00	TTI Sch.	1	448.00
Orem Rotary Sch.	2	2,000.00	UT Hotel & Lodging Sch.	1	600.00
Pacific Corp. Sch.	4	3,164.00	Utah Chapter Agc Sch.	1	400.00
Pearson Trust Sch. II	13	12,738.00	Utah Steel Fab Sch.	1	750.00
Peery Foundation Sch.	22	27,170.00	Utah Valley Home Builders	6	6,400.00
Pleasant Grove Health Sch. II	1	1,482.00	Uvsc Herwig Sch.	3	1,400.00
Polynesian Std Sch	1	963.20	Wells Fargo Sch.	1	500.00
Questar	2	2,228.00	Woodbury Business Sch.	8	16,500.00
Ragan Aviation Sch.	2	1,875.00	Zenger Endowed Sch.	2	3,400.00
Ragan Endowed	7	12,478.00	Zions Bank Annual Sch.	3	7,587.79
RC Willey Sch.	2	4,000.00	Zions Bank Sch.	1	500.00
Ron/Terri Lindorf Sch.	3	4,472.00			
			Total	227	355,790.64

Source: Utah Valley State College, Financial Aid Office

TUITION WAIVER ACTIVITY REPORT

2003-2004

<u>Name</u>	<u>Number</u>	<u>Amount</u>	<u>Name</u>	<u>Number</u>	<u>Amount</u>
4-Year Business	131	210,705.79	DS - Science & Health	66	117,068.00
4-Year Education	21	39,368.00	DS - Tech, Trades & Industry	18	32,116.00
4-Yr. Integrated Studies	7	11,792.00	DS Education	5	9,324.00
4-Yr. SHO	45	82,880.00	DS-Computer Science & Engineering	13	25,900.00
4-Yr. TTI	44	74,908.00	Education & Bus. Partn. 1/2 Wv	10	7,252.00
4-Yr. HASS	44	78,736.00	Education Half-Tuition Wvr	6	6,216.00
4-Yr. CSE	17	29,084.00	Education Tal. Search Ub 1/2 W	8	6,535.00
Acad. Adv. Tutor TW	37	65,786.00	Fin. Aid Discretionary Waiver	4	2,072.00
Accessibility Services 1/2 Wvr.	4	3,108.00	Financial Aid Discretionary 1/2 Wr	2	2,072.00
Athletic Full N/R Waiver	6	29,008.00	GED Tuition Waiver	5	7,252.00
Athletics Non-Res. Previous	16	108,780.00	Golden Shield Scholarship	1	1,036.00
Athletics Non-Resident Waiver II	33	53,872.00	Governor'S Vocational T.W. II	15	25,900.00
Athletics Tuition Waiver II	102	142,135.00	Honors Scholarship	14	20,720.00
Ballet Non-Res Previous	1	7,252.00	HS Relations Half Tuition Waiver	28	20,560.00
Ballet Non-Resident Waiver	3	3,108.00	Hum., Arts & Social Sci. 1/2 Wvr	39	32,634.00
Ballroom Non-Res Previous	2	14,504.00	Integrated Studies	27	31,598.00
Business Half Tuition Waiver	50	37,726.00	International Counsel	8	12,432.00
C.P.C.D 1/2 Wvr	29	21,676.00	International Counsel Previous	6	38,766.00
Computer Science Half Tuition Waiver	37	27,226.21	Learning Enrichment Waiver	3	5,180.00
Discretionary Waiv. N/R	30	94,740.00	Mac Half-Tuition Waiver	31	24,864.00
DS - Business	34	63,196.00	Mac Minority Scholarship	49	37,031.00
DS - Hum., Arts & Social Sciences	36	64,232.00	Modern Dance Non-Resident Waiv	3	2,590.00

TUITION WAIVER ACTIVITY REPORT

2003-2004 (Continued)

<u>Name</u>	<u>Number</u>	<u>Amount</u>	<u>Name</u>	<u>Number</u>	<u>Amount</u>
Music Non-Resident Waiver	3	4,144.00	SD Science & Health	73	129,356.58
Music Non Res. Previous	4	25,382.00	SD Tech Trades & Inds. II	69	69,412.00
National Guard Waivers	35	59,081.00	SD-School Of Computer Science	34	47,656.00
P. Arts Country	11	11,396.00	Song & Dance	7	5,180.00
Performing Arts	67	66,822.00	Sterling Scholars Scholarship	35	56,674.00
Performing Arts - Ballet	6	9,324.00	Student Act. Non-Res. (Prev)	4	29,008.00
Performing Arts- Ballroom	17	22,607.72	Student Activities Non-Res Waiver	5	9,324.00
Performing Arts Theater	29	39,836.00	Student Activities Waiver II	76	109,909.00
Performing Arts-Modern Dance	7	10,878.00	Student Programs Half-Tuition Wvr	33	27,454.00
Phi Theta Kappa	1	866.00	Theater Non-Res. Previous	1	7,252.00
Pres. Scholarship Waiver	27	50,764.00	Theater Non-Resident Waiver	2	3,108.00
President Discretionary Non-Resident Wvr	2	8,638.00	Trades & Tech Half Tuition Wvr	113	90,824.50
Public Relations	28	26,743.00	Trio-Student Support 1/2 Wvr.	24	19,166.00
Rodeo Full Tuition Waiver	11	15,022.00	VICA Waiver	11	9,842.00
Science & Health Half Waiver	43	38,294.00	Vice Presd. Disc. T.W. II	15	25,222.79
SD - Hum. Arts & Soc. Sciences II	126	192,003.00	Wellness Center Half T.W.	4	2,590.00
SD School Of Business	71	94,774.00	Wellness Cntr. Tw	4	5,340.00
SD School Of Education	12	22,792.00			
			Total	2,100	3,079,626.59

Source: Utah Valley State College, Financial Aid Office

FINANCIAL AID ACTIVITY REPORT

2003-2004

<u>Grants</u>	<u># of Students</u>	<u>Amount</u>
Federal Pell	8,104	19,035,790
Federal SEOG	1,398	910,560
LEAP	854	248,930
UHEAA Grant	257	250,000
International Grant	74	86,171
SFA Help Grant	119	50,000

<u>Loans</u>	<u># of Students</u>	<u>Amount</u>
SFA Help Loan	628	323,106
Federal Perkins	203	502,854
PLUS/Sub/Unsub	8,540	26,044,793

<u>Employment</u>	<u># of Students</u>	<u>Amount</u>
Federal Work Study	457	1,365,973
UCOPE Work Study	93	306,997

Total	20,727	49,125,174
--------------	---------------	-------------------

Source: Utah Valley State College, Financial Aid Office

GRANTS AND CONTRACTS SUMMARY

2003-2004

<u>General</u>	<u>Amount</u>	<u>General</u>	<u>Amount</u>
BLM AA & AH Monitoring	4,298.09	Pacific Islander Tobacco Prevention	3,142.60
BLM Poppy Monitoring	1,908.93	Sbdc Procurement	15,512.40
CCJJ Bulletproof Vest	1,513.70	School Bus. Leadership Grant FIPSE	14,099.55
CCJJ Law Enforcement Block Grant	5,232.25	SITLA Project	8,613.27
DCED	324,700.00	Small Business Development Center	68,028.11
Dep Public Safety	7,519.33	State Incentive Enhancement - CSAP	2,041.22
Dept Ed Child Care	95,562.98	Student Support Services	263,712.52
Dept Ed EOC Grant	132,440.79	Substance Abuse	5,162.61
DNR Least Chub 2104	3,665.12	Talent Search	278,978.58
DWS Child Care Resource Referral	381,160.23	Teachers Technology	2,620.51
DWS OCC Wee Care	25,507.60	Tobacco Prevention	13,151.59
FEMA	62,972.79	Upward Bound	325,310.65
Fire Marshal	14,185.97	Upward Bound - Initiative Funds	33,283.84
Improve Post Sec Education	10,728.87	Upward Bound Summer Food	13,986.52
Library LSTA Grant	7,541.16	Utah Fire and Rescue	2,601,284.98
National Parks - Sleeping Rainbow Ranch	42,020.85	Utah Worksites Corporate Wellness	1,928.64
National Science Foundation - MRI	51,509.30	Wildland Engine Project	5,446.02
NEH Frankenstein	7,849.76	Wildland Fire Training	7,914.39
NIST UMEP	907,413.49	Woodbury Art IMLS Fed Grant	4,160.00
		Total	5,756,109.21

GRANTS AND CONTRACTS SUMMARY

2003-2004 (Continued)

<u>Flow Through</u>	<u>Amount</u>
Gear Up	123,024.45
USOE Perkins Formula	1,158,618.31
USOE Tech Prep	254,223.34
USOE Non Traditional ATE	14,256.15
Adult School/Career	10,853.46
District School Part	5,253.29
Library Tax Checkoff	999.34
Total	1,567,228.34
<u>Corporation/Private</u>	
SBDC Corporate Partner	450.00
Utah Humanitic Council	501.25
Sunshine Foundation	14,982.76
WRC Sunshine Lady	20,178.98
Sunshine D Hudson	9,966.94
HMTRI Kirkwood CC	600.00
Park Studies - Sub	546.00
Wee Care Center	8,616.68
Total	55,842.61
Grand Total	7,379,180.16

Source: Utah Valley State College, Business Office

FACILITIES

CONTENTS

FACILITIES

Physical Facilities, As of July 1, 2004	126
Physical Facilities, Buildings Requested & in Progress	127
Physical Facilities, Square Feet Per FTE by Institution 2003	128

PHYSICAL FACILITIES AS OF JULY 1, 2004

<u>Building</u>	<u>Gross Square Feet</u>	<u>Building</u>	<u>Gross Square Feet</u>
Administration Building	81,654	Learning Resource Center	91,577
Automotive Building	99,278	Liberal Arts	154,592
Business Building	78,720	Mountainland Advanced Technology Center	58,194
Central Plant	13,740	Physical Education Building	108,824
Child Care	4,899	Pioneer House*	1,511
Computer Science	163,047	Plant Services	18,626
Continuing Education	5,500	Provo Fire Academy	51,374
Continuing Education #2	3,036	Provo/Hanger A	14,800
Driver's Education	2,260	Provo/Hanger B	33,000
Education Building	47,176	Public Safety	4,491
Environmental Technology	7,163	Science Building	78,696
Events Center	179,112	SCUP	4,041
Faculty Annex	7,977	Student Center	155,193
Foundation Building	35,564	University Mall (leased space)	3,094
Gunther Trades	145,879	Wasatch Campus	70,361
Institutional Residence	5,705	Woodbury Art Gallery (leased space)	13,732
		Total Square Feet	1,742,816

*Not occupied

Source: Utah Valley State College, Facilities Planning Office

PHYSICAL FACILITIES

Requested and In Progress

Priority Requests for 2005

Gross Square Feet

Digital Learning Center	181,000
Alpine Life and Learning (remodel)	38,559
Total	219,559

PHYSICAL FACILITIES BUILDINGS IN PROGRESS 2004

Buildings in Progress

Baseball Stadium 19,851 SF
Vineyard School (remodel) 60,436 SF

*Square footage figures are approximate.

Source: Utah Valley State College, Facilities Planning Office

PHYSICAL FACILITIES
Square Feet Per FTE by Institution 2003

Institution	FTE	Classrooms		Laborator		Study Facilities		Total	
		Square feet	Sq Feet Per FTE	Square feet	Sq Feet Per FTE	Square feet	Sq Feet Per FTE	Square feet	Sq Feet Per FTE
University of Utah	23,426	265,081	11.32	407,088	17.38	466,164	19.90	1,138,333	48.59
Utah State University	17,227	175,741	10.20	283,810	16.47	247,563	14.37	707,114	41.05
Weber State University	13,713	182,851	13.33	240,422	17.53	97,652	7.12	520,925	37.99
Southern Utah University	4,922	64,649	13.13	126,522	25.71	58,951	11.98	250,122	50.82
Snow College	2,880	35,740	12.41	65,762	22.83	24,096	8.37	125,598	43.61
Dixie State College of Utah	4,425	50,696	11.46	138,883	31.39	26,022	5.88	215,601	48.72
College of Eastern Utah	1,902	41,866	22.01	74,577	39.21	17,966	9.45	134,409	70.67
Utah Valley State College	16,313	127,042	7.79	290,757	17.82	44,108	2.70	461,907	28.32
Salt Lake Community College	14,434	166,524	11.54	410,858	28.46	48,162	3.34	625,544	43.34
Total	99,242	1,110,190	11.19	2,038,679	20.54	1,030,684	10.39	4,179,553	42.11

Source: Utah Systems of Higher Education Data Book, 2004-2005

INDEX

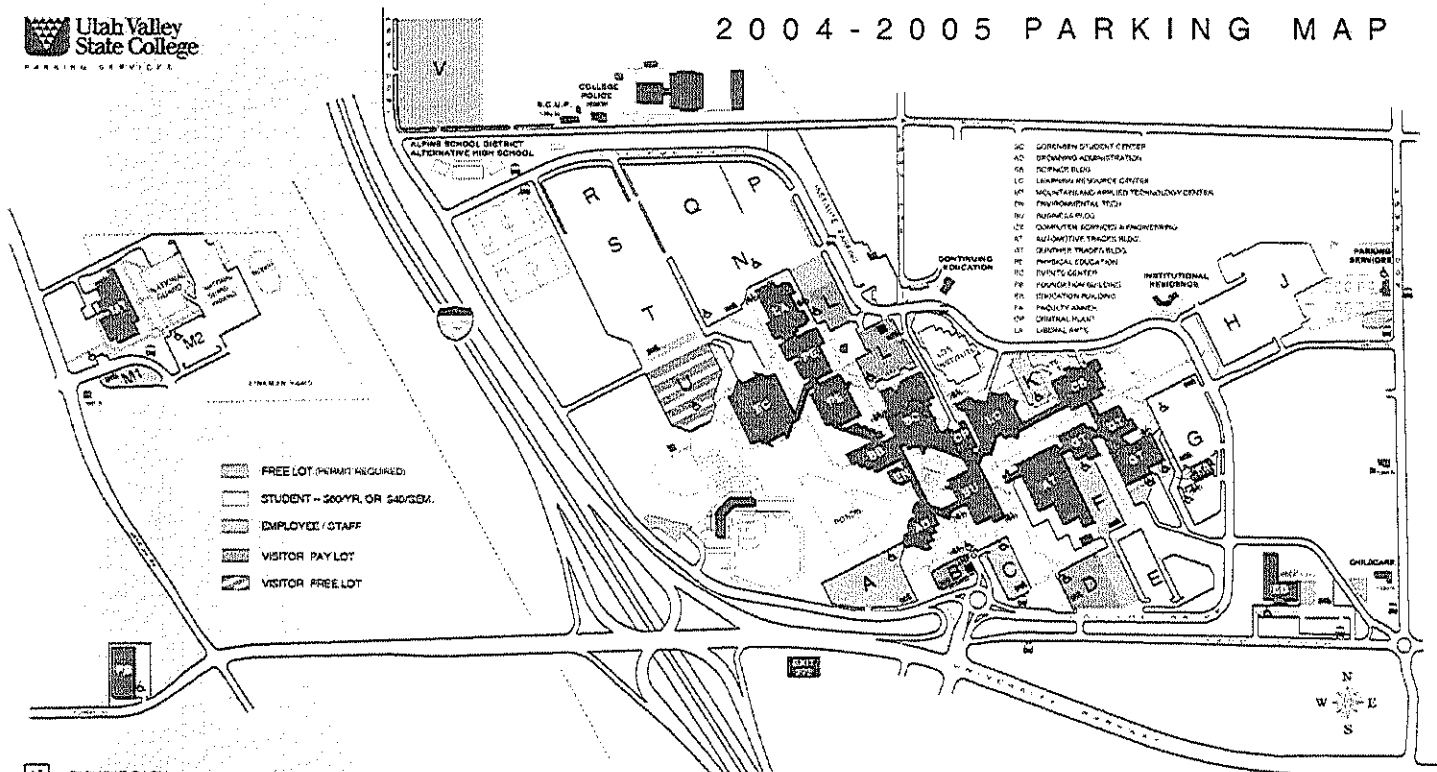
INDEX

ACE/PACE Presidents	97
Age of Students, Mean, Fall Semesters 2000-2004 (graph)	82
Alumni Association Board of Directors	101
Alumni Past President's Club	102
Athletics, Final Records and Conference Finishes	33
Bachelors Degrees, List of Approved	16
Board of Regents Chairs, Utah State	24
Board of Regents, Utah State	23
Board of Trustees.....	42
Board of Trustees Chairs	43
Buildings Requested & in Progress.....	127
Buildings, Gross Square Feet of	126
Citizenship of Foreign Students, Fall Semester 2004	89
College Calendar, 2005 Fall Semester	21
College Calendar, 2005 Spring Semester.....	18
College Calendar, 2005 Summer Semester.....	19
College Name Changes	22
College Presidents	22
Commissioners of Higher Education, Utah	24
County Resident/Non-Resident Headcount, Fall Semesters 1999-2003.....	68
Degrees, Number Awarded 2003-2004.....	92
Distinguished Employee Award.....	32
Education and General Operating Funds, Expenditure Purpose 2004-2005 (graph)	111
Education and General Operating Funds, Use Expenditure Category 2004-2005 (graph)	110
Education and General Revenue Sources 2004-2005 (graph)	112
Employees, Total Number of.....	57

Employment Projections By Major Industry, Utah	37
Enrollment Comparison of Utah Universities and Colleges, Fall Semester 2003	77
Enrollment Comparison-Annualized FTE Students, Budget Related (graph)	64
Enrollment from Utah Counties, Fall Semester 2004	70
Enrollment, Full-Time Equivalent, Fall Semester 2004	63
Enrollment History, Fall Semesters 2000-2004 (graph)	67
Enrollment History, Spring Semesters 2000-2004 (graph)	65
Enrollment History, Summer Semesters 2000-2004 (graph)	66
Enrollment Projections, Fall Headcount, Fall Semesters 2005-2013 (graph)	78
Ethnic Distribution of Full-time Faculty by Gender, November 2004	48
Faculty Excellence Award	30
Faculty Rank by Department	54
Faculty Senate Presidents	96
Financial Aid Activity Report 2003-2004	120
Foundation Board Members, Past, UVSC	99
Foundation Board, UVSC	98
Fuel and Power Expenditures (graph)	114
Full-time Equivalent Enrollment, Fall Semester 2004	63
Geographic Residency of Students-United States, Fall Semester 2004	87
Grants and Contracts Summary 2003-2004	121
Headcount by Area of Study Fall Semester 2004 (graph)	76
Headcount by Class Standing, Fall Semesters 2000-2004 (graph)	86
Headcount Distribution by Age, Fall Semesters 2000-2004	83
Headcount Distribution by Ethnic Group, Fall Semesters 2000-2004	84
Headcount Enrollment by Utah County Residency, Fall Semesters 1999-2003 (graph)	73
Headcount Enrollment, Fall Semester 2004	62
Headcount, Male/Female, Fall Semesters 2000-2004 (graph)	85

Headcount, Part-time/Full-time, Fall Semesters 2000-2004.....	74
Headcount, Part-time/Full-time, Fall Semesters 2000-2004 (graph)	75
Headcount, Resident/Non-Resident, Fall Semesters 2000-2004(graph)	72
History of Utah Valley State College	9
Honorary Degree Recipients	34
Main Feeder High Schools for UVSC, Fall Semester 2004.....	69
Map of College Campus.....	134
Mission Statement, Institutional.....	6
Operating Budget and State Appropriations, Education and General, History of	106
Operating Budget and State Appropriations, Education and General, History of (graph).....	113
Operating Funds, Education and General, Expenditure Purpose 2004-2005 (graph).....	111
Operating Funds, Education and General, Use Expenditure Category 2004-2005 (graph)	110
PACE (formerly ACE) Presidents.....	97
Physical Facilities, Buildings Gross Square Feet	127
Physical Facilities, Buildings Requested & in Progress.....	127
Physical Facilities, Square Feet per FTE by Institution 2003	128
Population, Utah Valley, Projections	36
Scholarship Activity Report 2003-2004	115
State Appropriation per FTE, History of	108
Statement of Values.....	7
Student Body Presidents.....	27
Tuition and Student Fees	26
Tuition Waiver Activity Report 2003-2004	118
Universities Represented by Doctorates of Contract Faculty and Administrators	49
Utah System of Higher Education	25
Utah Valley Population Projections	36
Vision and Mission Statement, Institutional.....	6

2004-2005 PARKING MAP



- AC GOVERNMENT STUDENT CENTER
- AD SPENDING ADMINISTRATION
- SA TECHNICAL BLDG
- LC LEARNING RESOURCE CENTER
- MP MULTIMEDIA AND MEDIA TECHNOLOGY CENTER
- PH PSYCHOLOGICAL TESTS
- NU NURSING BLDG
- CE COMPUTER SERVICES & ENGINEERING
- AT ALTERNATIVE THERAPY BLDG
- ST STUDENT TROOP BLDG
- PE PHYSICAL EDUCATION
- TC TRADING CENTER
- FB FOUNDATION BLDG
- PA PEDIATRIC BUILDING
- PH PHOENIX MARKET
- OW ORIENTAL PLANT
- LA LIBERAL ARTS

- FREE LOT (PERMIT REQUIRED)
- STUDENT - 3000YR. OR 3400GM.
- EMPLOYEE / STAFF
- VISITOR PAY LOT
- VISITOR FREE LOT

- BICYCLE RACK
- UTA BUS STOP
- ADA PARKING
- MOTORCYCLE STALL

NOTE: ALL INDIVIDUALS WHO PURCHASE A HIGHER COST PERMIT WILL BE ABLE TO PARK IN ANY LOT THAT HAS BEEN ASSESSED AT A LOWER RATE.
ANY CHANGES, ERRORS, OR OMISSIONS ON MAPS PROVIDED BY THE COLLEGE SHALL NOT RELIEVE THE VEHICLE OPERATOR OF RESPONSIBILITY FOR PARKING IN A LEGAL PARKING SPACE.

TO PROVO AIRPORT CAMPUS & HANGARS
7:30 P.M. - 11:00 P.M. - \$100 PER DAY

PARKING SERVICES (801) 863-0185
MONDAY, THURSDAY, FRIDAY 7 - 5 PM
TUESDAY, WEDNESDAY 7 - 6 PM

