

PREFACE

*This **FACT BOOK** is an annual publication of Utah Valley State College and the Office of Institutional Research. The purpose of the **FACT BOOK** is to translate accumulated data into useful information to those within and outside our college environment.*


*Every effort has been made to include within this publication the data most often requested. A decision had to be made early in the development of the **FACT BOOK** to limit the published data. We invite the users of this book to freely comment on what data they would like to have included in the future. Please contact our office, (801) 863-7923, with your comments.*

The Office of Institutional Research wishes to thank the individuals or departments who have contributed to this publication.

Office of Institutional Research

UTAH VALLEY STATE COLLEGE
FACT BOOK
2002-03 DATA
TABLE OF CONTENTS

GENERAL INFORMATION	5
ADMINISTRATION	39
FACULTY	45
ENROLLMENT	59
STUDENT PROFILE	79
SUPPORT ORGANIZATIONS.....	95
FINANCE.....	105
FACILITIES	127
INDEX/GLOSSARY	133
MAP OF COLLEGE CAMPUS.....	139
MAP OF COLLEGE PARKING.....	140



GENERAL INFORMATION

CONTENTS

GENERAL INFORMATION

Institutional Vision and Mission Statement	8
Statement of Values	9
History of Utah Valley State College.....	11
Approved Bachelors Degrees.....	17
College Calendar, 2003 Spring Semester	19
College Calendar, 2003 Summer Semester	20
College Calendar, 2003 Fall Semester	22
College Presidents	23
College Name Changes.....	23
Utah State Board of Regents.....	24
Utah State Board of Regents Chairs.....	25
Utah Commissioners of Higher Education.....	25
Utah System of Higher Education.....	26
Tuition and Student Fees.....	27
Student Body Presidents	28
Teacher of the Year.....	31
Distinguished Employee of the Semester.....	33
Athletics, Final Records and Conference Finishes	34
Honorary Degree Recipients	35
Utah Valley Population	37
Employment in the Mountainland Region by Type	38

VISION STATEMENT

Utah Valley State College is committed to maintaining the responsiveness and flexibility of its historical mission, while becoming a highly respected state college offering a comprehensive range of baccalaureate degrees and programs. UVSC anticipates the time when it will also respond to community needs for graduate courses and degrees as a metropolitan university.

MISSION STATEMENT

Utah Valley State College is a community of learners where every individual is welcomed, encouraged and supported. We strive for excellence in liberal arts and sciences, the professions, and applied technology education. UVSC offers a full spectrum of educational opportunities including college preparation and certificates, associate and baccalaureate degrees and advanced professional education. Our programs prepare students for career success, personal enrichment and lifelong learning and enhance their ability to contribute to society.

Utah Valley State College values its students, faculty, staff and community and affirms the value of learning and scholarship, excellence and innovation, ethics and integrity, academic freedom, diversity and international understanding.

STATEMENT OF VALUES

Our Student Community

We are deeply committed to the success of each student associated with Utah Valley State College. We value our students as our major focus and first priority. We foster this value through support of vigorous academic programs, vibrant student support and extracurricular programs and vital student governance and voice.

Our Campus Community

We value our faculty and staff. We respect their diverse life experiences, encourage their individual professional development and appreciate their contributions to our campus and community. We affirm that all members of the campus community have a legitimate voice in matters of policy through shared governance.

The Community We Serve

We honor the trust placed in us by the community to respond to its educational needs. We take pride in developing partnerships that contribute to the development of the individual and the local, state, and global community. We recognize our obligation to prepare an educated citizenry and a skilled workforce.

Learning and Scholarship

We value a philosophy of lifelong learning and scholarship for our students, faculty and staff. We foster this philosophy through a broad array of academic, professional and experiential learning opportunities that emphasize quality teaching, learning and scholarship.

Excellence and Innovation

We pursue excellence in all endeavors. We celebrate the entrepreneurial spirit and seek to achieve our educational mission in an innovative, timely and enterprising manner.

Ethics and Integrity

We value ethics as an integral part of education. We engage members of the campus and community in experiences which encourage a broader understanding of ethics across disciplines, professions, and communities. We believe honor and integrity are essential in our learning community.

Academic Freedom

We embrace an academic climate conducive to the free examination of ideas. We encourage thoughtful debate and civil discourse and respect the right and responsibility of faculty and students to explore all topics relevant to the educational experience.

Diversity and International Understanding

We seek to establish a more diverse campus community. We value the contribution each individual makes to our campus, community and world. We value the diversity inherent in an open enrollment institution serving an increasingly multicultural community of learners. We recognize the unique international capacities and interests among our campus community and support experiences leading to an appreciation and understanding of our global society.

HISTORY OF UTAH VALLEY STATE COLLEGE

Utah Valley State College, Orem, is situated in the heart of Utah County. Nestled beneath mountains on all sides, the name Utah Valley has become synonymous with Utah County and is used interchangeably throughout the state. With a population of approximately 400,000, it is the second largest county in the State and includes twenty incorporated cities. The College serves primarily the Mountainland District of students with Utah County residents comprising approximately seventy percent of its enrollment.

*The College was established when the Utah State Legislature passed an appropriation of \$100,000 for the biennium of 1936-38 for vocational education. Central Utah residents, who had been supported by government funding, wanted to upgrade their skills in order to obtain better jobs, and many enrolled in vocational classes administered by the school districts. However, the school districts were not able to give adequate supervision to organize, conduct, coordinate, and supervise adult programs, and in the spring of 1938, **Hyrum E. Johnson** of Provo was appointed supervisor of vocational education for Utah and Heber Valleys.*

*In the fall of 1941, the scattered classes throughout the two valleys were moved to a central location in south Provo, where the staff and students enthusiastically welcomed the Fairgrounds Campus. Provo School District assumed the financial supervision of the new school and both federal and state monies flowed through the District to the school. It became imperative that the school have proper identification and the name **Central Utah Vocational School** was selected. With the advent of World War II, most of the school's operating budget came from federal government funds for war production training.*

*The birth of the school as a state institution was March 15, 1945, when Governor Herbert B. Maw signed a bill appropriating \$50,000 to operate for the biennium of 1945-47. A second bill was introduced and adopted in 1947 making the school a permanent state institution without any cut-off date. In 1946 **Wilson W. Sorensen** was appointed director of the school by the Utah State Board for Vocational Education and was the chief executive officer until June 1982.*

In 1948 a new site, located between 1200 and 1400 North on 150 East in Provo, was obtained. The site was purchased by the four school districts (Alpine, Nebo, Provo and Wasatch) as well as Provo City and Utah County, with the understanding, if the property were given to the school; the state would appropriate the money for buildings. The location of the campus was considered ideal because of accessibility to students from Provo High School, the Vocational School, or Brigham Young University.

*In March 1953, the name of the school was changed from Central Utah Vocational School to **Utah Trade Technical Institute**. In March 1967, the name was again changed, this time to **Utah Technical College at Provo**. In February 1966, the Utah State Board for Vocational Education approved granting Associate of Applied Science Degrees and on July 14, 1967, the State Board approved offering general education courses. In August of 1971, the Associate of Science Degree was approved.*

Enrollment growth became so immense, the Provo Campus was no longer adequate and a search for a new site began. Several locations in Provo and Orem were reviewed and a decision was made to purchase 185 acres in southwest Orem. This location was chosen because of its landscape, excellent traffic flow, and accessibility. The business education building, student center, heating plant, and auto trades building were occupied at the beginning of the 1976-77 school year.

In 1974 the Associate of Science Degree was discontinued, but approval was given by the Board of Regents to again award the degree in December 1980. In 1981 the Legislature approved granting an Associate of Science Degree in general education on a three-year probationary basis with permanent approval in 1985.

*On June 1, 1982, Wilson W. Sorensen retired as President, and the Board of Regents selected **Dr. J. Marvin Higbee** as the new President.*

Since the move to the Orem Campus, the College continued to grow with a trades building, learning resource center, athletic center and administration building added. As classes and service facilities were moved from Provo to Orem,

the vacated areas were filled by new programs, thus maintaining a split campus. A new science building was occupied in fall 1989. An extensive addition to the Learning Resource building was completed for use in 1992.

Beginning fall quarter 1985, articulation was completed with Weber State College to offer a four-year bachelor's degree in electronic technology while students continue their advanced courses on this campus. In winter quarter 1987, the same opportunity was offered students in the computer information systems program.

*In 1987, the legislature approved a name change better reflecting the location and mission of the College--**Utah Valley Community College**.*

*In October 1987, Dr. J. Marvin Higbee resigned as President, and **Dr. Lucille T. Stoddard** was appointed Acting President until a new chief executive officer was selected.*

***Dr. Kerry D. Romesburg** was appointed President of Utah Valley Community College on July 17, 1988.*

The Board of Regents approved the Associate of Arts Degree in 1987. In 1989 the Regents and State Legislature approved funding for the Associate Degree Nursing program.

On October 21, 1988, the College was granted permission by the State Board of Regents to convert from the quarter to the semester calendar system. This change became effective fall semester 1990.

A four-year accounting program became available to students beginning fall semester 1990, through Utah State University.

In 1989, the College added an International Studies Center to coordinate exchange programs, bring international students on campus, and assist in giving faculty exchange opportunities. During this same period, Utah Valley Community College became one of the first community colleges in the United States to sign an exchange agreement

with Soviet Russia. Exchange agreements were reached with Central America and Caribbean countries, China, Hong Kong, Japan, Taiwan and Germany.

On August 1, 1991, Dr. Sharon Staples was appointed Director of the new University Center and assumed responsibility for bachelor's degree programs in accounting, criminal justice, and electronic engineering technology. These programs were offered on the UVSC campus, and degrees were awarded through Utah State and Weber State Universities.

On January 17, 1992, the Utah State Board of Regents directed Utah Valley Community College and the Commissioner of Higher Education to develop a proposed model or plan for offering a limited number of high demand bachelor's degree programs directed to the needs of the region. The Regents' action directed that the model include the following: full data on costs with a 5-year projection, enrollment projections, program offerings, deployment of faculty, quality safeguards, accreditation processes, library and other requirements.

*A five-year, renewable consortium agreement was established between **Utah Valley Community College** and the **Kiev College of Hotel Management**. The program began in September 1992 in Kiev, Ukraine.*

*On July 1, 1993, the Board of Regents changed the name of the College to **Utah Valley State College**, and UVSC was given provisional accreditation by Northwest Accrediting Association to offer four-year degree programs in Business Management, Computer Science and Information Systems, and Technology Management. The mission of the college was expanded to include four-year degree programs. At the same time, UVSC became the first U.S. institution to receive accreditation for programs offered in the former Soviet Union.*

During the 1993-94 school year, construction was completed on the Student Center Expansion and the new Theater. The Northwest Accrediting Association granted accreditation on June 22, 1994.

The spring of 1995 saw the retirement of Dr. Tom Perkins as Women's Basketball Coach. During a 12-year span, his teams compiled 275 wins and 46 losses, the highest winning percentage of any active junior college coach.

On December 14, 1995, the Northwest Association of Schools and Colleges granted full accreditation for all programs offered by the College, including the baccalaureate programs.

The Special Events Center was completed in January of 1996. The facility was named the David O. McKay Events Center after a multimillion-dollar anonymous donation. The arena is a multi-purpose facility that will not only meet the need for physical education class space, but also is home to many community events. In January of 1997, the single game attendance record for any National Junior College Athletic Association team was set. The NBA-like atmosphere was witnessed by 8,063 fans.

The fall semesters of 1996 and 1997 brought Elementary Education and Hospitality Management as new four-year degrees, respectively. A two-year Dental Hygiene program was also added in January 1998.

The new Mountainland Advanced Technology Center (MATC) building was completed in May 1998; they were previously housed at the Provo Campus. The MATC is a job-preparation and skills upgrade source for the Mountainland region.

In the fall of 1999 UVSC saw enrollment of over 20,000 students. UVSC also began construction on a new Information Science Building. The buildings first and second floors began holding classes in the fall of 2001. The third and fourth floor were completed and occupied by November of 2001.

The 2000-year was a great year for women's athletics. The women's softball team brought home UVSC's first national championship. Jed Gibson was named the national coach of the year for women's cross-country and Sam Atoa was named the national coach of the year for women's volleyball.

In the summer of 2000, construction to expand the Student Center began, and UVSC purchased and remodeled the Utah County Journal Building on the southeast corner of campus.

The summer of 2001 held several campus construction projects including a new roundabout and road located on the southeast corner of campus and four new parking lots were completed. Plans were underway for a Liberal Arts Building to be located on the north side of the PE Building. Construction is scheduled to begin in March 2002 with a completion date of August 2003. In the summer of 2002 construction began on the Wasatch Campus.

*In August 2002, Dr. Kerry D. Romesburg resigned as President, and **Dr. Lucille T. Stoddard** was appointed Acting President until a new chief executive officer can be selected.*

*Sources: A Miracle in Utah Valley--The Story of Utah Technical College 1941-1982 by Wilson W. Sorensen
Utah Valley State College--Office of Vice President for Academic Affairs
Utah Valley State College--Office of the President
Utah Valley State College--College Relations*

Approved Bachelors Degrees

4-Year Degrees Approved

Regent Approval

Business Management	November 1992
Computer Science and Information Systems (June 2001 changed to Computer Science)	November 1992
Technology Management	November 1992
Hospitality Management	NW Accreditation approval September 1995
Integrated Studies	May 1997
Elementary Education.....	April 1998
Fire Science Administration	August 1998
Behavioral Science	State Board of Education April 1999
Accounting	October 1998
Biology	April 1999
Paralegal Studies	June 1999
Criminal Justice	July 1999
Aviation Science/Professional Pilot	July 1999
English	October 1999
Earth Science	November 1999
History	March 2000
Secondary Education.....	October 2000
Biology Education	March 2001
Earth Science Education	March 2001
English Education	March 2001

Approved Bachelors Degrees (Continued)

Nursing	April 2001
Chemistry	June 2001
Physics	June 2001
Mathematics	June 2001
Addition of B.S. in Information Systems (split from CS/IS 4 year degree)	June 2001
Addition of B.S. in Networking (split from CS/IS 4 year degree)	June 2001
Multimedia Communications Technology	August 2001
Philosophy	October 2001
History Education	March 2002
Chemistry/Physics Education	March 2002
Mathematics Education	March 2002
Business/Marketing Education	May 2002

Source: Utah Valley State College, Academic Vice President's Office

**COLLEGE CALENDAR
2003 SPRING SEMESTER**

Classes Begin	January 6
Human Rights Day Holiday	January 20
President's Day Holiday	February 17
Spring Break	March 27-28
Classes End	April 17
Study Day.....	April 18
Final Examinations	April 21-24
Commencement	April 25

COLLEGE CALENDAR 2003 SUMMER SEMESTER

Session I (First 5 weeks - 24 days)

Classes Begin	April 28
Memorial Day Holiday	May 26
Classes End	May 30

Session II (First 7 ½ weeks - 36 days)

Classes Begin	April 28
Memorial Day Holiday	May 26
Classes End	June 17

Session III (Full 15 weeks - 72 days)

Classes Begin	April 28
Memorial Day Holiday	May 26
Independence Day Holiday	July 4
Pioneer Day Holidays	July 24-25
Classes End	August 11

COLLEGE CALENDAR
2003 SUMMER SEMESTER
(Continued)

Session IV (Last 10 weeks - 48 days)

Classes Begin June 2
Independence Day Holiday July 4
Pioneer Day Holidays July 24-25
Classes End August 11

Session V (Second 7½ weeks - 36 days)

Classes Begin June 18
Independence Day Holiday July 4
Pioneer Day Holidays July 24-25
Classes End August 11

COLLEGE CALENDAR 2003 FALL SEMESTER

Classes Begin	August 27
Labor Day Holiday	September 1
Student Fall Break	October 9-10
Thanksgiving Holiday	November 26-28
Classes End	December 11
Study Day	December 12
Final Examinations	December 15-18
Fall Semester Ends	December 18

Source: Utah Valley State College Catalog 2002-2003

COLLEGE PRESIDENTS

Mr. Wilson W. Sorensen	1946-1982
Dr. J. Marvin Higbee	1982-1988
Dr. Kerry D. Romesburg	1988-2003
Dr. William A. Sederburg	2003-Present

COLLEGE NAME CHANGES

1941	Central Utah Vocational School
1963	Utah Trade Technical Institute
1967	Utah Technical College at Provo
1987	Utah Valley Community College
1993	Utah Valley State College

Source: Utah Valley State College, Office of the President

UTAH STATE BOARD OF REGENTS

<u>Name</u>	<u>Term*</u>
Jerry C. Atkin	2005
Pamela J. Atkinson	2003
Linnea S. Barney	No Set Term
Daryl C. Barrett	2007
Kim R. Burningham	No Set Term
Khay Douangdara	2003
David J. Grant	2007
L. Brent Hoggan	2003
James S. Jardine	2005
Michael R. Jensen	2005
Charles E. Johnson	2003
David J. Jordan	2003
Nolan E. Karras	2007
George Mantes	2005
Jed H. Pitcher	2003
Sara V. Sinclair	2007
Marlon O. Snow	2007
Maria Sweeten	2005

*Term expires June 30 of year indicated.

UTAH STATE BOARD OF REGENTS CHAIRS

Nolan E. Karras	2002-Present
Charles E. Johnson	1997-2002
Kenneth G. Anderton	1994-1997
Steven E. Snow	1993-1994
Douglas S. Foxley	1989-1993
W. Eugene Hansen	1987-1989
Sue Marie Young	1985-1987
Kern C. Gardner	1981-1985
Donald B. Holbrook	1977-1981
George G. Hatch	1973-1977
Donald B. Holbrook	1973-1973
Peter W. Billings	1969-1973

UTAH COMMISSIONERS OF HIGHER EDUCATION

Cecilia H. Foxley	1993-Present
Wm. Rolfe Kerr	1985-1993
Arvo Van Alstyne	1981-1985
Terrel H. Bell	1976-1981
G. Homer Durham	1969-1976

Source: Utah State Board of Regents Office Website

UTAH SYSTEM OF HIGHER EDUCATION

Institution

College of Eastern Utah
Dixie State College of Utah
Salt Lake Community College
Snow College
Southern Utah University
University of Utah
Utah State University
Utah Valley State College
Weber State University
Utah College of Applied Technology

President

Dr. Ryan Thomas
Dr. Robert C. Huddleston
Dr. H. Lynn Cundiff
Dr. Michael T. Benson
Dr. Steven D. Bennion
Dr. J. Bernard Machen
Dr. Kermit Hall
Dr. William A. Sederburg
Dr. F. Ann Millner
Dr. Gregory G. Fitch

TUITION AND STUDENT FEES

	<u>Fall 1997</u>	<u>Fall 1998</u>	<u>Fall 1999</u>	<u>Fall 2000</u>	<u>Fall 2001</u>	<u>Fall 2002</u>
Resident						
Based on:						
5 Credit Hours	\$383.50	\$400.80	\$415.35	\$431.00	\$480.00	\$551.00
10 Credit Hours	\$663.50	\$688.92	\$713.25	\$737.00	\$823.00	\$956.00
15 Credit Hours	\$759.50	\$786.92	\$814.25	\$841.00	\$941.00	\$1098.00
Non-Resident						
Based on:						
5 Credit Hours	\$1114.50	\$1147.80	\$1187.60	\$1227.00	\$1380.00	\$1608.00
10 Credit Hours	\$2034.50	\$2095.92	\$2163.00	\$2243.00	\$2523.00	\$2903.00
15 Credit Hours	\$2386.50	\$2457.92	\$2535.00	\$2631.00	\$2961.00	\$3401.00

The tuition and fee schedule is partially linear; therefore, the amounts charged for tuition and fees change at each increment of total credit hours enrolled. The above figures show the amounts for three of these increments: 5, 10 and 15 credit hours.

Source: Utah Valley State College, Catalog

STUDENT BODY PRESIDENTS

Ryan Vogel	Springville, UT	2002-2003
Khay Douangdara	Sandy, UT	2001-2002
Jared Finch	Mapleton, UT	2000-2001
Baron Rohbock	Lindon, Utah	1999-2000
Dave Nabrotzky	Corona, California	1998-1999
J. Steven Beck	Provo, Utah	1997-1998
Phil L. Clegg	Kamas, Utah	1996-1997
Terry Ann Harward	Provo, Utah	1995-1996
Shad Sorenson	Oakley, Utah	1994-1995
Stephen Hatch	American Fork, Utah	1993-1994
Paul Von Strahl	Orem, Utah	1992-1993
Ken Patey	Orem, Utah	1991-1992
Kelly Bitters	Orem, Utah	1990-1991
Deryn Young	Alton, Utah	1989-1990
Jim Woods	Provo, Utah	1988-1989
Ben Gould	Orem, Utah	1987-1988
George Marshall	Orem, Utah	1986-1987
Bobby Thomas	California	1985-1986
Jay Deuel	Tucson, Arizona	1984-1985
Gordon Wilson	Lehi, Utah	1983-1984
Scott Banasky	Green River, Utah	1982-1983

STUDENT BODY PRESIDENTS

(Continued)

Kerry Graves	Mapleton, Utah	1981-1982
Mark Fisher	Lanham, Maryland	1980-1981
Lee Barrus	Othello, Washington	1979-1980
Bruce Burnett	Provo, Utah	1978-1979
Blake Buhler	American Fork, Utah	1977-1978
William Reese	Vernal, Utah	1976-1977
Mel Poulsen	Richfield, Utah	1975-1976
LaVerl Crosby	Provo, Utah	1974-1975
Randy Kidman	Ogden, Utah	1973-1974
Terry K. Holt	Brigham City, Utah	1972-1973
Ken Law	Springville, Utah	1971-1972
Norm Thorson	Provo, Utah	1970-1971
Richard L. Evans	Orem, Utah	1970-1971
Doug Wright	Provo, Utah	1969-1970
Bruce Smith	Orem, Utah	1968-1969
Gary Houser	Orem, Utah	1967-1968
Jim Tilson	Spanish Fork, Utah	1966-1967
Donald P. Fordham	Pleasant Grove, Utah	1965-1966
Chuck Goodyear	Indianapolis, Indiana	1964-1965

STUDENT BODY PRESIDENTS

(Continued)

Glen LaVar Cox	Hinckley, Utah	1963-1964
Robert Button	Provo, Utah	1962-1963
Paul Hart	Orem, Utah	1961-1962
Duane Johnson	Showlow, Arizona	1960-1961
Duane Johnson	Showlow, Arizona	1959-1960
William Nuttall	Provo, Utah	1958-1959
James G. Goodman	Roy, Utah	1957-1958
Lynn Powell	Nephi, Utah	1956-1957
Blane Elton	Santaquin, Utah	1955-1956
Clark Jolley	Pleasant Grove, Utah	1954-1955
Calvin Davies	Panguitch, Utah	1953-1954
William H. White	Goshen, Utah	1952-1953
Mark Anderson	Provo, Utah	1951-1952
Bill Hales	Pocatello, Idaho	1950-1951
Thomas Donald Forsyth	Provo, Utah	1949-1950
Lee Russell Cardall	Salt Lake City, Utah	1948-1949
Mark H. Nilsen	Provo, Utah	1947-1948
Don A. Taylor	Spanish Fork, Utah	1946-1947

Source: Utah Valley State College, Student Government

*Faculty Excellence Award

2001-2002	Brian Birch Mark Bracken Judy Conder Steve Fordham Laura Hamblin David Heldenbrand Forest Williams	1998-1999	John Jarvis David Richard Keller David O. Litchford Don Ray Nelson Michael Jay Shively	1995-1996	Darin Taylor Joseph Hwang Benjamin Bean John Nield Kathryn Hall
2000-2001	Eddie Cadet Rob Carney Danny Horns Hazei J. McKenna Hugh Rode	1997-1998	William B. Cobb, Jr. Karin Sue Davidson K.D. Taylor Renee Van Buren	1994-1995	Clixie Larson Larry E. Roberts Susanne R. Loris Ronald J. Hammond Doris Garner
1999-2000	Paul J. Bybee Kathie Debenham David E. Manning Colleen Vawdrey Sandy L. Vogel	1996-1997	JaNae Brown Haas Doug Bradley Deborah Marrott Pat Ormond Christine Walker	1993-1994	Bret H. Boyer Loretta Palmer Anita Musto G. Randall King Gordon B. Garrett

***Faculty Excellence Award**
(Continued)

1992-1993	Steve Adams	1979-1980	Robert F. Steele
1991-1992	Del Shumway	1978-1979	Rex Losee
1990-1991	Larry B. Marsing	1977-1978	J.D. Davidson
1989-1990	Barbra Ann Hoge	1976-1977	Elma Mack
1988-1989	David O. Litchford		
1987-1988	Elma Mack		
1986-1987	Kim I. Brewster		
1985-1986	Wesley M. Bitters		
1984-1985	Douglas L. Jorgensen		
1983-1984	Ruion J. Wells		
1982-1983	James E. Barnes		
1981-1982	Not available		
1980-1981	Stephen M. Trane		

* "Teacher of The Year Award" prior to 2002.

Source: Utah Valley State College, Vice President of Academic Affairs

DISTINGUISHED EMPLOYEE OF THE SEMESTER

SPRING 2002	Clay Allred Rheta McCammon Jeana Miner David Porter Lori Stevens Linda Wickham	FALL 1999	Neva Joy Hopkins Tracy Adams Kim Beck	SPRING 1997	Kristi Dockstader Jolene Nuttall Ann Lickey
		FALL 1998	Mike Duffin Lois Hicks Jamie Winn	FALL 1996	Dan Lukins Claudine Boothe Richard Nielson
SPRING 2001*	Dorice Galbraith Louise Bridge Tony Siebers	SPRING 1998	Junko Watabe Helen Kennington Margaret Bellon	FALL 1995	Irene Young Bart Jacobs Julie Bagley
FALL 2000	Vickie Snelson Bonnie Cook Ken Mathews	FALL 1997	Tara Yates Joyce Oliphant Michael V. Jacobsen	SPRING 1995	Lynnae Marsing Denise Pino Rhondelle Rasmussen
SPRING 2000	Margaret Lynn Marietta Evans			FALL 1994	Nancy Bartlett Mark Bezzant Judy Bleggi

* Changed to a yearly award

Source: Utah Valley State College, Professional Association of College Employees

ATHLETICS

FINAL RECORDS AND CONFERENCE FINISHES

	<u>1997-98</u>	<u>1998-99</u>	<u>1999-00</u>	<u>2000-01</u>	<u>2001-02</u>
<u>WOMEN</u>					
Basketball	23-10 (2 nd)	15-17(7 th)	22-9 (2 nd)	27-10 (3 rd)	24-9 (4 th)
Cross Country	(2 nd)	(2 nd)	(2 nd)	(2 nd)	(2 nd)
Track	(3 rd)	(2 nd)	(2 nd)	(2 nd)	(2 nd)
Softball	31-17 (2 nd)	43-10(1 st)	46-14 (2 nd)	41-17 (1 st)	49-16 (1 st)
Volleyball	31-11 (1 st)	46-9(2 nd)	32-12 (3 rd)	37-8 (1st)	43-6 (2 nd)
<u>MEN</u>					
Baseball	42-15 (1 st)	19-32(8 th)	31-24 (2 nd)	31-22 (2 nd)	30-22 (4 th)
Basketball	22-9 (5 th)	24-8(3 rd)	18-13 (6 th)	19-13 (5 th)	21-10 (4 th)
Cross Country	(2 nd)	(3 rd)	(2 nd)	(2 nd)	(2 nd)
Golf	(1 st)	(1 st)	(1 st)	(2 nd)	(1 st)
Track	(2 nd)	(2 nd)	(2 nd)	(2 nd)	(2 nd)

Source: Utah Valley State College, Athletic Department

HONORARY DEGREE RECIPIENTS

Dr. Lucille T. Stoddard	2002	Ronald A. Rasband	1995
Dr. Gordon Christensen	2002	Shunji Aoki	1995
Dr. Rella Christensen	2002	Honorable LeRay L. McAllister	1995
Gordon B. Hinckley	2001	Larry H. Miller	1994
Marjorie Pay Hinckley	2001	Janine Pease-Windy Boy	1994
		Neal Savage	1994
Nadine Gillmor	2000	DeLance W. Squire	1993
Ibrahim Kamel	2000		
Kurt Bestor	1999	Alan Ashton	1992
		Lavorn Sparks	1992
Bill Pope	1998	Joe Cannon	1991
Margaret Pope	1998	Veonne Howlett	1991
Dr. Steven R. Covey	1997		
Karen Ashton	1997	Donald Holbrook	1990
Dr. Wm. Rolfe Kerr	1997	Orville Gunther	1990
Honorable Michael O. Leavitt	1996	Roy Despain	1989
Marlon O. Snow	1996	Florence Ragan	1989

HONORARY DEGREE RECIPIENTS

(Continued)

Raymond J. Norda	1988	Sylvia C. Anderson	1977
		Calvin L. Rampton	1977
Grant Burgeon	1987		
Paul Rogers	1987	J.C. Moffitt	1975
		ElRoy Nelson	1975
Bill Anderson	1986	Glen R. Swenson	1975
James R. Moss	1985	Seth P. Billins	1974
		Frank S. Dain	1974
Don E. James	1984		
Charles E. Peterson	1984	Richard DeJong	1973
		Jack C. Higbee	1973
Hyrum E. Johnson	1983	Richard S. Prows	1973
Wilson W. Sorensen	1983		
		Edna H. Baker	1971
		John O. Beesley	1971
James S. Clark	1978	Edmund M. Evans	1971
Theron J. Luke	1978	Von H. Robertson	1971
Helen B. Ure	1978		

Source: Utah Valley State College, College Relations

UTAH VALLEY POPULATION

<u>AREA</u>	<u>1970</u>	<u>1980</u>	<u>1990</u>	<u>2000</u>	<u>2003</u>	(Projected)
Alpine	1,047	2,649	3,492	7,146	6,817	
American Fork	7,713	12,564	15,696	21,941	24,174	
Cedar Fort	NA	NA	284	341	455	
Cedar Hills	NA	571	769	3,094	3,591	
Eagle Mountain	NA	NA	NA	2,157	2,928	
Elk Ridge	NA	381	771	1,838	1,747	
Genola	424	630	803	965	1,017	
Goshen	459	582	578	874	694	
Highland	NA	2,435	5,002	8,172	8,803	
Lehi	4,659	6,848	8,475	19,028	19,927	
Lindon	1,644	2,796	3,818	8,363	8,146	
Mapleton	1,980	2,726	3,572	5,809	5,696	
Orem	25,729	52,399	67,561	84,324	85,297	
Payson	4,501	8,246	9,510	12,716	15,454	
Pleasant Grove	5,327	10,833	13,476	23,468	23,912	
Provo	53,131	74,108	86,835	105,166	114,537	
Salem	1,081	2,233	2,284	4,372	4,177	
Santaquin	1,236	2,175	2,386	4,834	4,129	
Saratoga Springs	NA	NA	NA	1,003	1,581	
Spanish Fork	7,284	9,825	11,272	20,246	20,467	
Springville	8,790	12,101	13,950	20,424	19,370	
Woodland Hills	NA	NA	301	941	1,247	

Source: Projections for Cities and Unincorporated Areas, Associations of Government; Governor's Office of Planning and Budget

**EMPLOYMENT IN THE MOUNTAINLAND REGION BY TYPE
PROJECTIONS BY MAJOR INDUSTRY**

<u>OCCUPATION</u>	Employment	
	<u>2000</u>	<u>2005</u>
Agricultural Services	4,580	4,740
Construction	12,640	10,270
Finance, Insurance, and Real Estate	6,130	6,800
Government	9,400	10,810
Manufacturing	20,620	21,710
Mining	140	130
Self-employed	45,800	54,620
Services	76,450	90,540
Transportation, Communication, and Utilities	2,920	3,300
Wholesale and Retail Trade	40,010	43,880

Source: Utah Job Outlook 2000-2005

ADMINISTRATION

CONTENTS

ADMINISTRATION

Board of Trustees	42
Board of Trustees Chairs	43

BOARD OF TRUSTEES
Members Appointed by the Governor of Utah

<u>NAME</u>	<u>TERM EXPIRES</u>
Melanie L. Bastian	June 30, 2005
David R. Bradford	June 30, 2005
Dan Campbell	June 30, 2003
Craig Carlile	June 30, 2003
Wilford W. Clyde (Chair)	June 30, 2003
Jonathan C. Coon	June 30, 2005
Ronald J. Dallin	June 30, 2003
Ryan Vogel	April 30, 2003
Marianne F.G. Heaps (Vice Chair)	June 30, 2003
Tom Heal	April 04, 2003
John H. Zenger	June 30, 2005

Source: Utah Valley State College, Office of the President

BOARD OF TRUSTEES CHAIRS

	<u>When Elected</u>
Wilford W. Clyde	August 2001
Douglas W. Morrison	August 1999
Paul Sybrowsky	August 1997
Beth Tolbert	August 1995
Alan Ashton	September 1993
Ray Harding	September 1991
DeLance Squire	July 1989
Mary Anne Wood	September 1985
Howard Pace	July 1982
Charles Bates	July 1980
Grant Burgon	July 1978

Source: Utah Valley State College, Office of the President

FACULTY

CONTENTS

FACULTY

Ethnic Distribution of Full-time Faculty by Degree and Gender	48
Universities Represented by Doctorates of Contract Faculty and Administrators	49
Rank by Department.....	54
Total Number of Employees	57

ETHNIC DISTRIBUTION OF FULL-TIME FACULTY BY DEGREE AND GENDER

December 2002

		<u>American Indian Alaska/Native</u>	<u>Asian Pacific Islander</u>	<u>Black</u>	<u>Caucasian</u>	<u>Hispanic</u>	<u>Not Specified</u>
Doctorate	Male	0	7	1	81	1	0
	Female	0	2	0	26	1	3
Masters	Male	1	4	0	71	0	0
	Female	0	1	0	60	0	0
Bachelors	Male	0	0	2	27	0	0
	Female	0	0	0	11	1	0
Associate	Male	0	0	0	9	0	0
	Female	0	0	0	0	0	0
Trade School	Male	0	0	0	4	0	0
	Female	0	0	0	0	0	0
Not Specified/Other	Male	0	4	0	25	1	7
	Female	0	1	0	10	1	3
Total		1	19	3	324	5	13

Source: Utah Valley State College, Human Resources Department

**UNIVERSITIES REPRESENTED BY
DOCTORATES OF CONTRACT FACULTY & ADMINISTRATORS
2002-2003**

Abbott, Scott H.	Princeton University	Byrd, Elaine H.	Brigham Young University
Acar, Elif B.	Oregon State University	Caka, Fern M.	Brigham Young University
Albrecht-Crane, Christa D.	Michigan Technological University	Callison, James C.	University of Arizona
Anderson, Genan	Brigham Young University	Carey, Ernest L.	University of Hawaii
Andrist, Kathryn A.	Brigham Young University	Carney, Robert L.	University of SW Louisiana, Lafayette
Bahr, Damon L.	Brigham Young University	Chipman, Kenneth D.	Brigham Young University
Bargeron, Brent	University of Illinois, Urbana	Chou, Grace	University of California, Riverside
Barthel, Brian R.	Southern Illinois Univ., Carbondale	Christopherson, Jerry L.	Brigham Young University
Bauer, Boyd H.	American University, Washington DC	Clark, Steven C.	University of New Hampshire
Bayer, Virginia	Cornell University	Cluff, Elizabeth	Utah State University
Bennett, Lyn E.	University of Kansas	Cobb, William W.	University of Colorado
Benson, Alvin K.	Brigham Young University	Cook, Bradley J.	University of Oxford
Benson, Linda F.	Brigham Young University	Cousins, Robert J.	Purdue University
Bezzant, E. Mark	Brigham Young University	Crane, Mark E.	University of Louisville
Birch, Brian D.	Claremont Grad. School, Claremont	DeBry, Roger K.	University of Utah
Bond, Calvin A.	University of Maryland, College Park	Dinklage, William S.	University of California, Santa Barbara
Bracken, Mark E.	Brigham Young University	Dodwell, Karen K.	University of Houston
Briscoe, Gregory G.	University of Pennsylvania	Duke, Lelah K.	University of Utah
Brown, Kathren A.	Bowling Green University	Durney, Brian L.	University of Oregon
Bule, Steven C.	Ohio State University	Eagar, L. Brent	University of Washington
Bulger, Jeffrey W.	University of Tennessee	Eldredge, Bryan	University of Iowa
Bullock, William B.	Brigham Young University	Englehardt, Elaine E.	University of Utah
Bunds, Michael P.	University of Utah	Fairclough, Dennis A.	Brigham Young University
Butler, Ross E.	University of Arizona	Farnsworth, Briant J.	Brigham Young University
Bybee, Paul J.	Brigham Young University	Faurot, Don	University of Oregon

**UNIVERSITIES REPRESENTED BY
DOCTORATES OF CONTRACT FACULTY & ADMINISTRATORS
2002-2003 (Continued)**

Fearnley, David L.	University of Oxford	Henrie, Bonnie	University of Utah
Fenton, James W., Jr.	University of Iowa	Hill, Terry S.	University of Arizona, Tucson
Ferreira, Debora	University of Georgia	Hillman, Vance G.	Southern Illinois University
Fritze, Tamara J.	Washington State University	Hinckley, Ira Lee	University of Utah
Gardner, Norman D.	University of Utah	Holling, George H.	University of Aachen, Germany
Gardner, Pamela J.	Brigham Young University	Horn, Matthew A.	University of Chicago
Gibson, Stephen D.	University of Houston	Horns, Daniel	University of California, Davis
Glenn, Lowell M.	George Washington University	Hover, Thomas M.	Brigham Young University
Gordon, Philip S.	Univ. of Illinois, Urbana-Champaign	Hoyt, Jeff E.	University of Utah
Goshert, John C.	Purdue University	Huo, Yang H.	Virginia Polytechnic Institute/St. Univ.
Gray, Lawrence J.	Arizona State University	Iroz-French, Kathryn	University of Illinois, Urbana
Greer, Dennis P.	Utah State University	Islam, Fairdul	Northern Illinois University
Gunawardena, Gamini U.	University of Utah	Jasperson, Jill	Brigham Young University
Gygi, Janice L.	University of Utah	Jeffreys, Mark	Emory University
Hamblin, Laura J.	University of Denver	Jensen, Douglas C.	University of Iowa
Hammond, Ronald J.	Brigham Young University	Jensen, Jack L.	Brigham Young University
Hammond, Scott D.	University of Utah	John, Cameron R.	University of Arizona
Harris, James G.	University of Alberta Edmonton	Johnson, David W.	University of Michigan
Harris, Julianne S.	University of Washington	Johnson, Steven D.	Virginia Polytechnic Institute/St. Univ.
Harrison, Alene	Temple University	Jones, Christopher D.	West Virginia University
Harston, Stott P.	Brigham Young University	Jones, Christopher G.	Utah State University
Hart, Kirk	Clairemont Graduate School	Joplin, David D.	University of Denver
Hartman, Larry D.	Oklahoma State University	Kazemzadeh, Masoud	University of Southern California, LA
Hatch, David	Brigham Young University	Keele, Reba	Purdue University
Henage, Richard T.	University of Utah	Keller, David R.	University of Georgia

**UNIVERSITIES REPRESENTED BY
DOCTORATES OF CONTRACT FACULTY & ADMINISTRATORS
2002-2003 (Continued)**

Kirsi, Jormi	Brigham Young University	Measom, Gary J.	University of New Mexico
Knowlton, David C.	University of Texas, Austin	Mecham, Harvey D.	Brigham Young University
Koch, Harold L.	Cleveland State University	Merrin, Christine R.	New Mexico State University
Kojcinovic, Slobodan M.	University of California, San Diego	Merrin, Stephen D.	New Mexico State University
Kokol, Martin L.	Boston University	Miller, Douglas	University of Utah
Kyburz, Bonnie L.	University of South Florida	Minaie, Afsaneh	University of Oklahoma
Lamarche, Pierre	University of Texas, Austin	Miraglia, Stephen J.	Arizona State University
LaTurner, Charles A.	California Coast University	Mizell, Karen L.	University of Oklahoma
Lau, Ko H.	Indiana University	Moody, Richard L.	Brigham Young University
Lehnardt, Eberhard V.	Rice University	Moreno, Joseph Kelly	University of Utah
Lewis, Scott C.	Montana State University	Namie, Joylin	University of California, San Diego
Li, Ya	University of Utah	Nichols, Julie	University of Utah
Liang, Jingdong	University of Utah	Olson, Floyd L.	University of Northern Iowa
Ling, Jun (Michael)	State University of New York, Buffalo	Olson, Keith B.	University of Utah
Loveridge, Robert L.	New Mexico State University	Oyler, Dee E.	Brigham Young University
Madsen, Susan R.	University of Minnesota	Palmer, Loretta M.	Brigham Young University
Mangelson, Wayne L.	University of Michigan	Panin, Alexander M.	Russian Academy of Sciences
Martin, Dariel Dee	Oregon State University	Parker, Bruce D.	Utah State University
Matheson, Philip L.	Brigham Young University	Perkins, Thomas M.	Brigham Young University
Matzen, Richard Jr.	Indiana University of Pennsylvania	Peterson, Nancy L.	University of Virginia
McDonald, Richard B.	University of South Florida	Petrie, D. Terry	Brigham Young University
McGhie, Shaunna	Brigham Young University	Pianezzola, Cristina I.	Brigham Young University
Mckay, Steven M.	Colorado State University	Pierce, Linda E.	Brigham Young University
McKenna, Hazel J.	Brigham Young University	Poloai, Uimaitua	Brigham Young University
McPherson, Kathryn R.	Emory University	Potter, Dennis	University of Notre Dame

**UNIVERSITIES REPRESENTED BY
DOCTORATES OF CONTRACT FACULTY & ADMINISTRATORS
2002-2003 (Continued)**

Poulson, Barton	University of New York	Stecker, Alex	Hebrew University of Jerusalem
Price, James V.	University of Colorado, Boulder	Stoddard, Lucille T.	Utah State University
Rasmussen, Kirk G.	University of Utah	Strange, Joe C.	Univ. of Arkansas, Little Rock
Riboldi, Liliansa E.	University of Utah	Tanner, Paul A.	Bowling Green State University
Richards, Grant L.	Brigham Young University	Taylor, Paul L.	University of Utah
Richardson, Francis H.	University of Delaware, Newark	Teng, Abraham C.	Brigham Young University
Robbins, Robert R.	University of Illinois	Thornton, Debra L.	Univ. of New Mexico, Albuquerque
Rode, Hugh	Brigham Young University	Thurgood, Ron	Utah State University
Rushforth, Samuel R.	Brigham Young University	Tolman, Richard	Oregon State University
Rytting, Bryce	Princeton University	Tueller, Alden B.	University of California
Samad, Abdus	University of Illinois, Chicago	Ungricht, Ted R.	Montana State University
Sanati Mehrizy, Reza	University of Oklahoma	Van Buren, Renee'	Arizona State University
Schultz, Tami L.	University of Toledo	Vawdrey, Colleen	Utah State University
Shively, Michael J.	Purdue University	Veit, George F.	New York University
Shumway, Del K.	Washington University, St. Louis	Vogel, Charles A.	University of California, Davis
Sievers, Raymond A.	University of Northern Colorado	Wager, Jans B.	University of California, Davis
Silvia, Alfred M.	University of Pittsburgh	Walsh, Robert O.	University of Idaho
Simmons, Ryan P.	Washington State University	Warner, Douglas E.	Arizona State University
Simon, Alexander T	Simon Fraser University	Wasserbaech, Steven	Stanford University
Slack, Jason V.	University of Utah	Weigel, Christine M.	Temple University
Smart, P. Ron	Nova S.E. University	Wellington, Janis	University of New Mexico
Smith, Dorman J.	University of Utah	Whaley, Wayne H.	Brigham Young University
Smith, Kay A.	Brigham Young University	Wilkes, Floyd A	University of Oregon
Smith, Sheldon R.	Michigan State University	Wilson, Bruce E.	Texas A & M University
Snedegar, Keith	University of Oxford	Wilson, David R.	Brigham Young University

**UNIVERSITIES REPRESENTED BY
DOCTORATES OF CONTRACT FACULTY & ADMINISTRATORS**
2002-2003 (Continued)

Wilson, Heather	Brigham Young University
Wilson, Ian K.	University of Calgary
Winn, Bradley A.	University of Michigan
Worthington, J. Karl	University of Iowa
Yells, David P.	University of Nebraska
Zhu, Yingxian	Arizona State University

Source: Utah Valley State College, Vice President for Academic Affairs

RANK BY DEPARTMENT*

2002-03

<u>DEPARTMENT</u>	<u>FULL PROFESSOR</u>	<u>ASSOCIATE PROFESSOR</u>	<u>ASSISTANT PROFESSOR</u>	<u>INSTRUCTOR</u>
Accounting	4	3	1	1
Air Conditioning/Refrigeration	0	2	0	0
Apprenticeship	1	0	0	0
Auto Mechanics	0	2	2	0
Art/Visual Communications	6	0	4	0
Aviation Science	0	0	2	1
Behavioral Science	4	2	9	0
Biology	8	3	3	5
Building Construction	1	1	2	0
Business Management	5	5	2	2
Business Systems Administration	2	1	2	3
Cabinetry/Architectural Woodwork	0	1	1	0
Chemistry	1	0	5	1
Criminal Justice	0	0	3	0
College Success Studies	1	2	1	4
Computing/Network Sciences	2	4	6	1
Communications	1	0	2	1
Collision Repair Technology	0	0	1	2
Culinary Arts	0	0	2	2
Dental Hygiene	0	0	2	1
Diesel Mechanics	1	2	0	0
Dance	0	1	1	4
Drafting Technology	3	2	1	0
Earth Science	0	1	2	0
Electrical Automation/Robotics Technology	1	0	1	0

RANK BY DEPARTMENT*

2002-03 (Continued)

<u>DEPARTMENT</u>	<u>FULL PROFESSOR</u>	<u>ASSOCIATE PROFESSOR</u>	<u>ASSISTANT PROFESSOR</u>	<u>INSTRUCTOR</u>
Education Child/Family Studies	1	1	8	1
Electronics/Computer Technology	4	1	0	0
English-LEC	2	3	2	2
English/Literature	2	6	20	4
Engineering	1	0	1	0
Environmental Technology	0	1	0	0
Finance/Economics	3	1	3	0
Fire Science	0	2	2	1
Health	2	2	1	1
Hospitality Management	0	1	0	0
Humanities	3	0	6	4
Integrated Studies	1	2	0	1
Information Systems	1	5	0	2
Languages	3	1	5	0
Legal Assistant	2	1	1	0
Lineman Technology	0	0	1	1
Math - LEC	5	3	4	4
Mathematics	6	6	7	2
Multimedia Communication Technology	0	0	3	2
Manufacturing Engineering Technology	0	0	1	0
Marketing	1	3	4	0
Music	1	2	2	1
Nursing	2	6	6	0
Physical Education	4	1	1	4
Physics	4	0	3	3

RANK BY DEPARTMENT*

2002-03 (Continued)

<u>DEPARTMENT</u>	<u>FULL PROFESSOR</u>	<u>ASSOCIATE PROFESSOR</u>	<u>ASSISTANT PROFESSOR</u>	<u>INSTRUCTOR</u>
Social Science	2	4	5	1
Theatre	0	1	2	2
Telecommunications Technology	0	1	0	0
Technology Management	0	0	1	0
Welding	0	0	0	1
Total	91	86	144	65

*Numbers are only for contract faculty that taught a class during Fall 2002.

Source: Utah Valley State College, Office of Institutional Research

TOTAL NUMBER OF EMPLOYEES
NOVEMBER 1, 2002

	<u>Male</u>	<u>Female</u>	<u>Total</u>
Executive/Administrative/Managerial	24	7	31
Faculty	249	123	372
Professional/Non-Faculty	200	139	339
Clerical/Secretarial	8	124	132
Technical/Paraprofessional	19	71	90
Skilled Craft	40	0	40
Service/Maintenance	47	21	68
Early Retirees	<u>13</u>	<u>12</u>	<u>25</u>
Total Head Count	600	497	1,097

HOURLY

Non-Salaried Professional/Administrative	23	25	48
Non-Salaried Faculty	644	293	937
Non-Salaried Classified	273	324	597
Salaried Professional/Administrative	8	2	10
Salaried Faculty	137	55	192
Salaried Classified	77	41	118
Work Study Students	158	186	344
Other Students	<u>335</u>	<u>373</u>	<u>708</u>
Total Head Count	1,655	1,299	2,954

Source: Utah Valley State College, Human Resources Department IPEDS

ENROLLMENT

CONTENTS

ENROLLMENT

Headcount Enrollment, Fall Semester 2001	62
Full-time Equivalent Enrollment, Fall Semester 2001	63
Enrollment Comparison – Annualized FTE Students Budget Related (graph).....	64
Enrollment History, Spring Semesters 1997-2001 (graph)	65
Enrollment History, Summer Semesters 1997-2001 (graph)	66
Enrollment History, Fall Semesters 1997-2001 (graph)	67
County Resident/Non-Resident Headcount, Fall Semesters 1996-2000	68
Main Feeder High Schools for UVSC, Fall Semester 2001	69
Enrollment from Utah Counties, Fall Semester 2001.....	70
Resident/Non-Resident Headcount, Fall Semesters 1997-2001 (graph)	72
Headcount Enrollment by Utah County Residency, Fall Semesters 1996-2000 (graph)	73
Part-time/Full-time Headcount, Fall Semesters 1997-2001	74
Part-time/Full-time Headcount, Fall Semesters 1997-2001 (graph).....	75
Headcount by Area of Study, Fall Semester 2001 (graph)	76
Enrollment Comparison of Utah Universities/Colleges, Fall Semester 2000	77
Fall Headcount Enrollment Projections 2002-2011 (graph)	78

HEADCOUNT ENROLLMENT FALL SEMESTER 2002

		TOTAL HEADCOUNT		23,609*	
Female	10,129	42.9%			
Male	13,480	57.1%	Non-resident	2,539	10.8%
			Resident	21,070	89.2%
Full-time	12,301	52.1%			
Part-time	11,308	47.9%	Concurrent	3,400	14.4%
			Non-Concurrent	20,209	85.6%
Freshmen	12,488	52.9%			
Sophomores	4,945	20.9%	Continuing	12,435	52.7%
Juniors	3,263	13.8%	High School Students	3,400	14.4%
Seniors	2,912	12.3%	First-time Freshman	3,092	13.1%
Other/Not Specified	1	.0%	Readmitted	2,341	9.9%
			Transfer	2,341	9.9%
American Indian	177	.7%	Other/Not Specified	0	0%
Asian	233	1.0%			
Black	82	.3%			
Hispanic	698	3.0%			
Non-resident Alien	496	2.1%			
Pacific Islander	123	.5%			
White	21,516	91.1%			
Other/Not Specified	284	1.2%	Mean Age	23.1	

*Includes concurrent enrollment

Source: Utah Valley State College, Office of Institutional Research

FULL-TIME EQUIVALENT ENROLLMENT

FALL SEMESTER 2002

TOTAL FULL-TIME EQUIVALENT (FTE)* 16,261

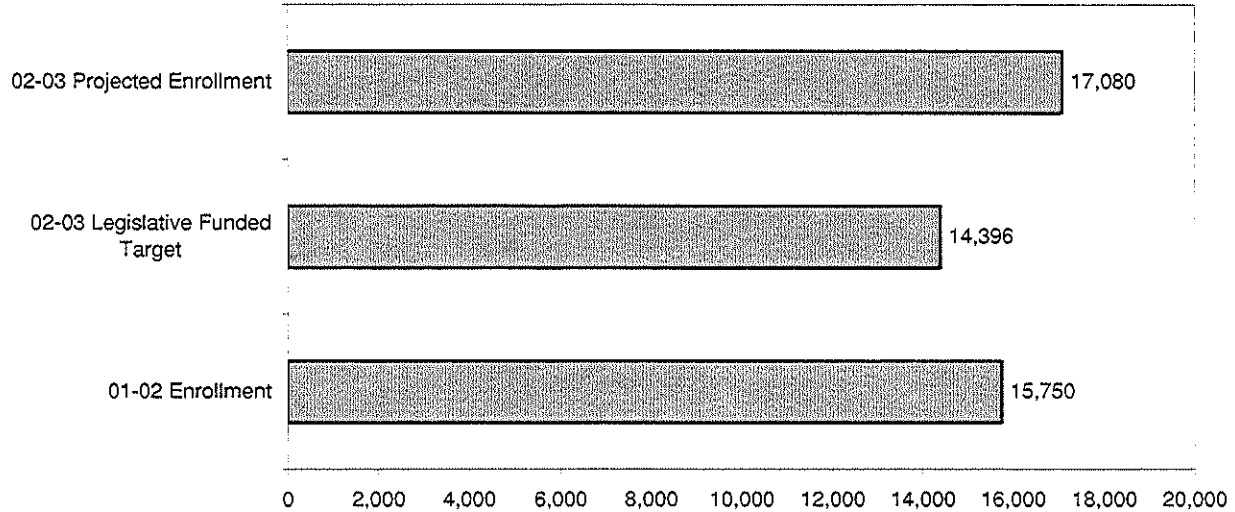
Non-Resident	2,539	10.8%
Resident	21,070	89.2%
Full-time	12,301	52.1%
Part-time	11,308	47.9%

*Full-time equivalent is the total number of credit hours in which students are enrolled divided by 15 (the credit hour load of a hypothetical "full-time" student). Includes concurrent enrollment.

Source: Utah Valley State College, Office of Institutional Research

ENROLLMENT COMPARISON

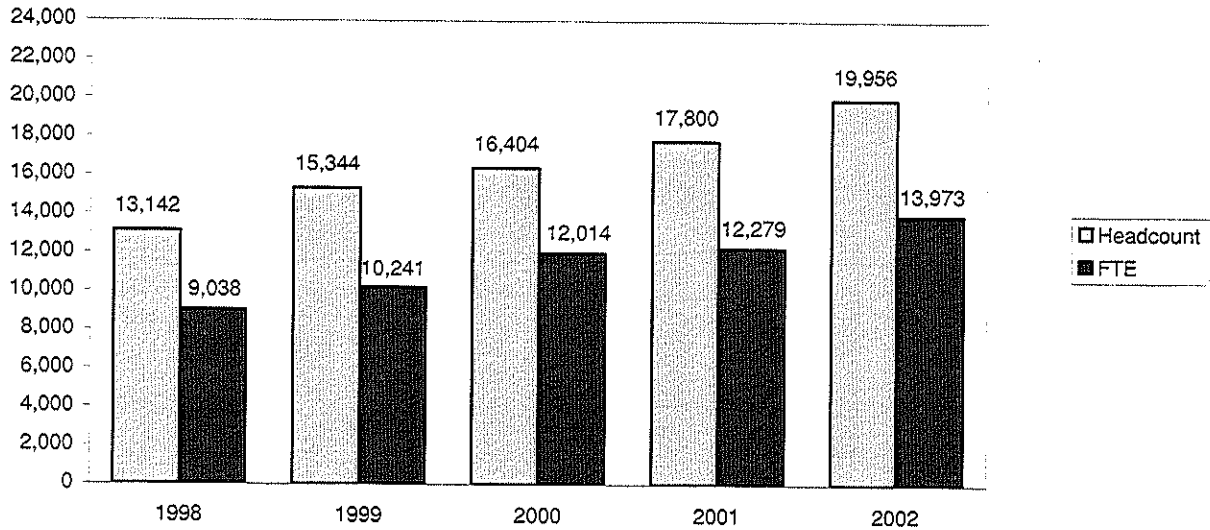
Annualized FTE Students – Budget Related



Source: Utah Valley State College, Budget Office

ENROLLMENT HISTORY

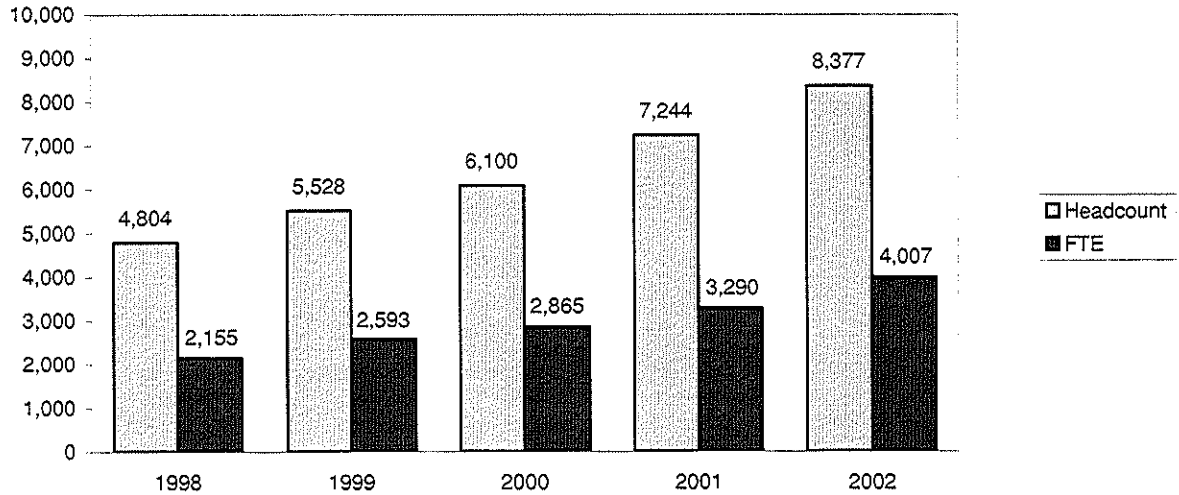
Spring Semesters 1998-2002



Source: Utah Valley State College, Office of Institutional Research

ENROLLMENT HISTORY

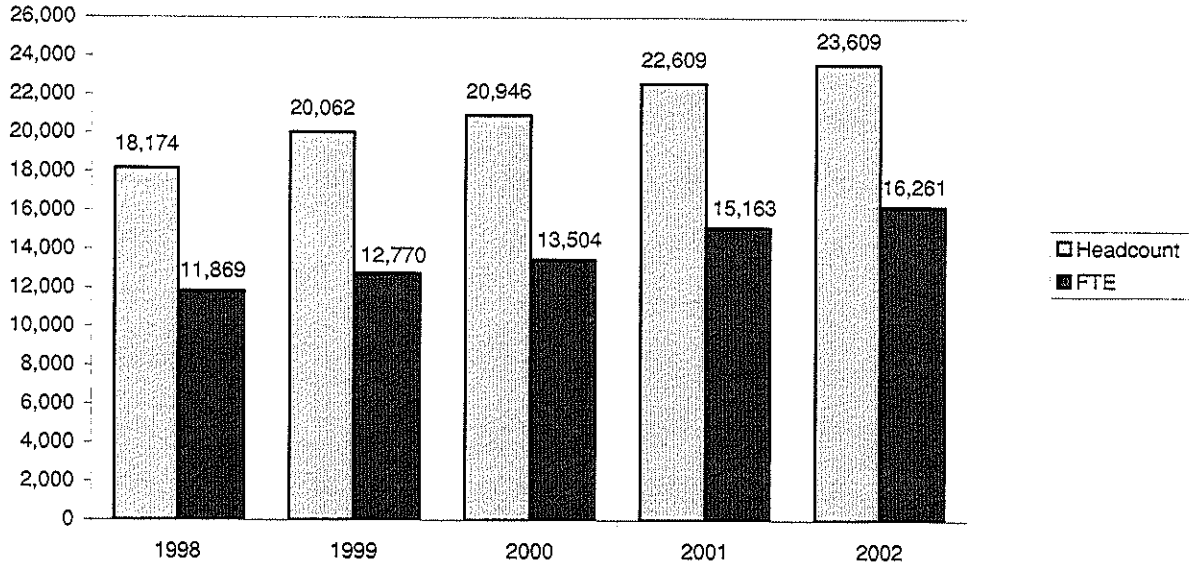
Summer Semesters 1998-2002



Source: Utah Valley State College, Office of Institutional Research

ENROLLMENT HISTORY

Fall Semesters 1998-2002



Source: Utah Valley State College, Office of Institutional Research

COUNTY RESIDENT/NON-RESIDENT HEADCOUNT

FALL SEMESTER 1997-2001

	<u>1997</u>	<u>1998</u>	<u>1999</u>	<u>2000</u>	<u>2001</u>
TOTAL	15,994	18,174	20,062	20,946	22,609
Resident	14,430	16,462	18,235	18,825	20,274
%	90	91	91	90	90
Utah County	8,325	12,757	14,217	14,195	15,166
%	52	70	71	68	67
Salt Lake County	1,386	1,488	1,571	1,655	1,755
%	9	8	8	8	8
Wasatch County	275	420	494	527	611
%	2	2	2	3	3
Other Counties	4,444	1,797	1,953	2,448	2,742
%	28	10	10	12	12
Non-resident	1,564	1,712	1,827	2,121	2,335
%	10	9	9	10	11
Other States	1,228	1,340	1,462	1,745	1,964
%	8	7	7	8	9
International	336	372	365	376	371
%	2	2	2	2	2

Source: Utah System of Higher Education, 2002-03 Data Book

MAIN FEEDER HIGH SCHOOLS FOR UVSC
FALL SEMESTER 2002

<u>HIGH SCHOOL</u>	<u>NUMBER OF STUDENTS</u>
American Fork	770
Lehi	661
Mountain View	1,303
Orem	1,335
Payson	788
Pleasant Grove	1,178
Provo	935
Spanish Fork	912
Springville	1,008
Timpanogos	736
Timpview	899
Wasatch	538

Source: Utah Valley State College, Office of Institutional Research

ENROLLMENT FROM UTAH COUNTIES

Fall Semester 2002

<u>COUNTY</u>	<u>NUMBER OF STUDENTS</u>
Beaver	12
Box Elder	44
Cache	79
Carbon	38
Daggett	3
Davis	438
Duchesne	78
Emery	52
Garfield	21
Grand	14
Iron	87
Juab	204
Kane	92
Millard	197
Morgan	7
Piute	8

ENROLLMENT FROM UTAH COUNTIES

Fall Semester 2002

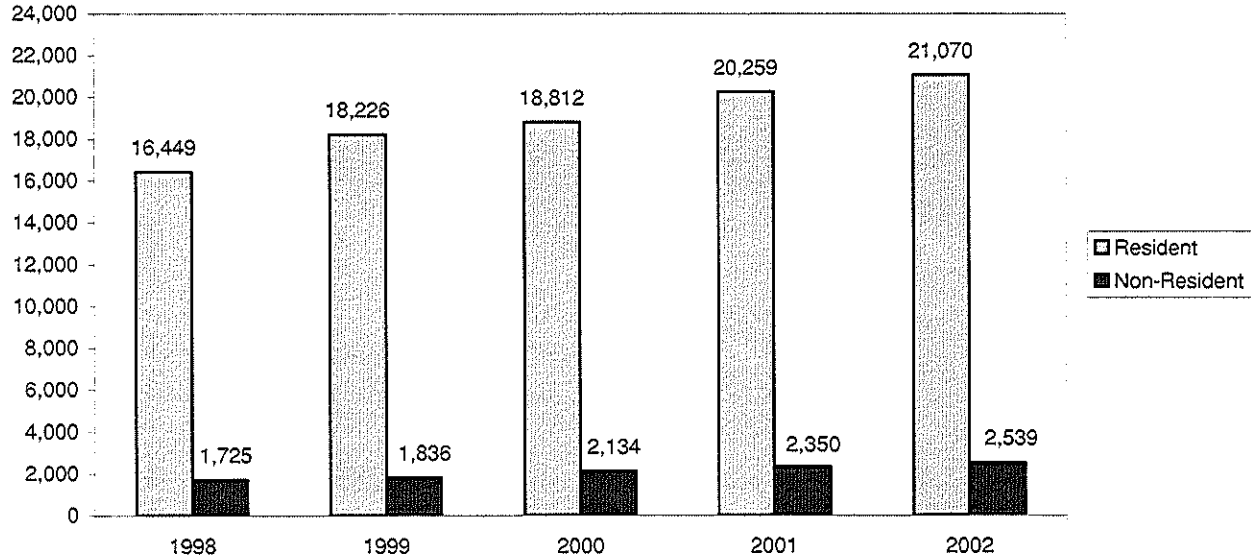
(Continued)

<u>COUNTY</u>	<u>NUMBER OF STUDENTS</u>
Rich	10
Salt Lake	1,712
San Juan	54
Sanpete	249
Sevier	96
Summit	177
Tooele	83
Uintah	90
Utah	16,359
Wasatch	613
Washington	138
Wayne	24
Weber	68
Total	21,047

Source: Utah Valley State College, Office of Institutional Research

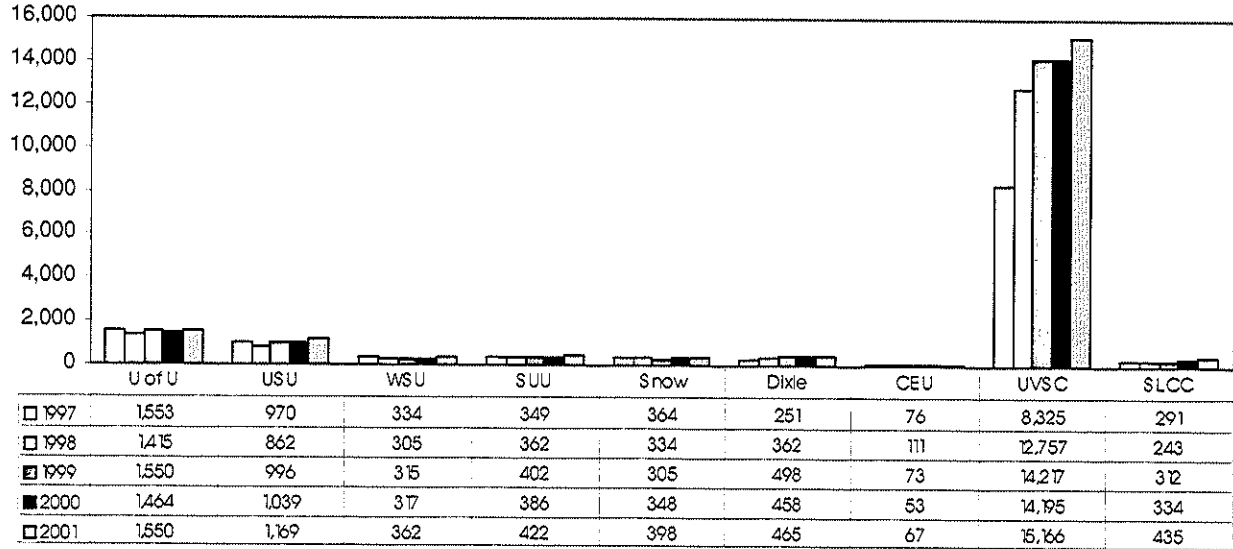
RESIDENT/NON-RESIDENT HEADCOUNT

Fall Semesters 1998-2002



Source: Utah Valley State College, Office of Institutional Research

Headcount Enrollment by Utah County Residency UTAH SYSTEM OF HIGHER EDUCATION



Source: Utah System of Higher Education, 2002-03 Data Book

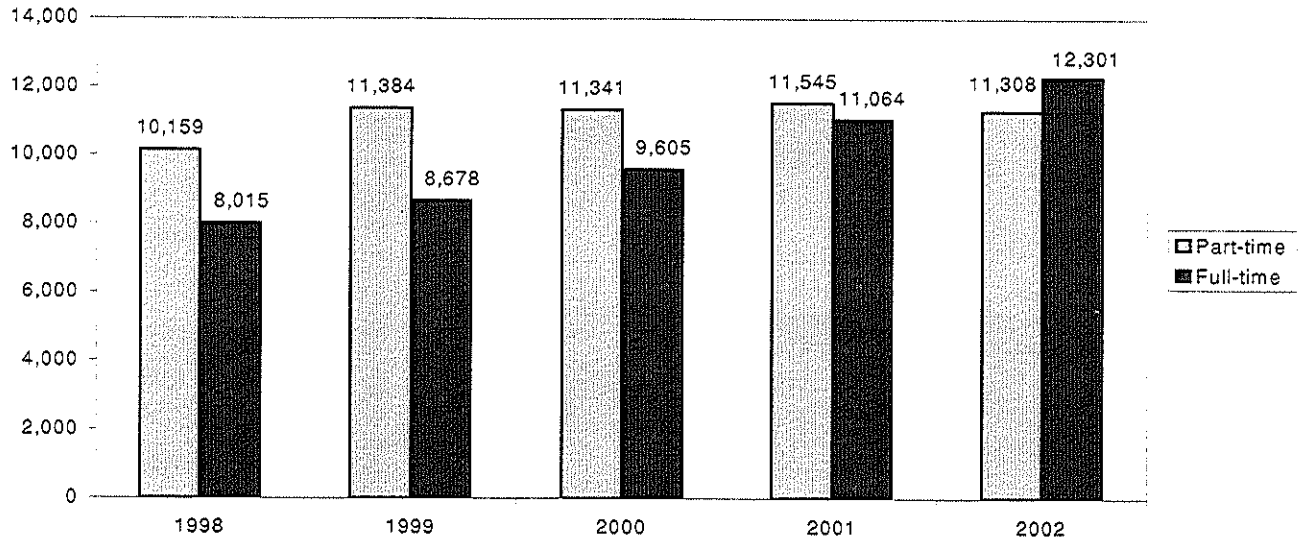
PART-TIME/FULL-TIME HEADCOUNT
FALL SEMESTERS 1998-2002

	<u>1998</u>	<u>1999</u>	<u>2000</u>	<u>2001</u>	<u>2002</u>
TOTAL	18,174	20,062	20,946	22,609	23,609
Part-time	10,159	11,384	11,341	11,545	11,308
Full-time	8,015	8,678	9,605	11,064	12,301

Source: Utah Valley State College, Office of Institutional Research

PART-TIME/FULL-TIME HEADCOUNT

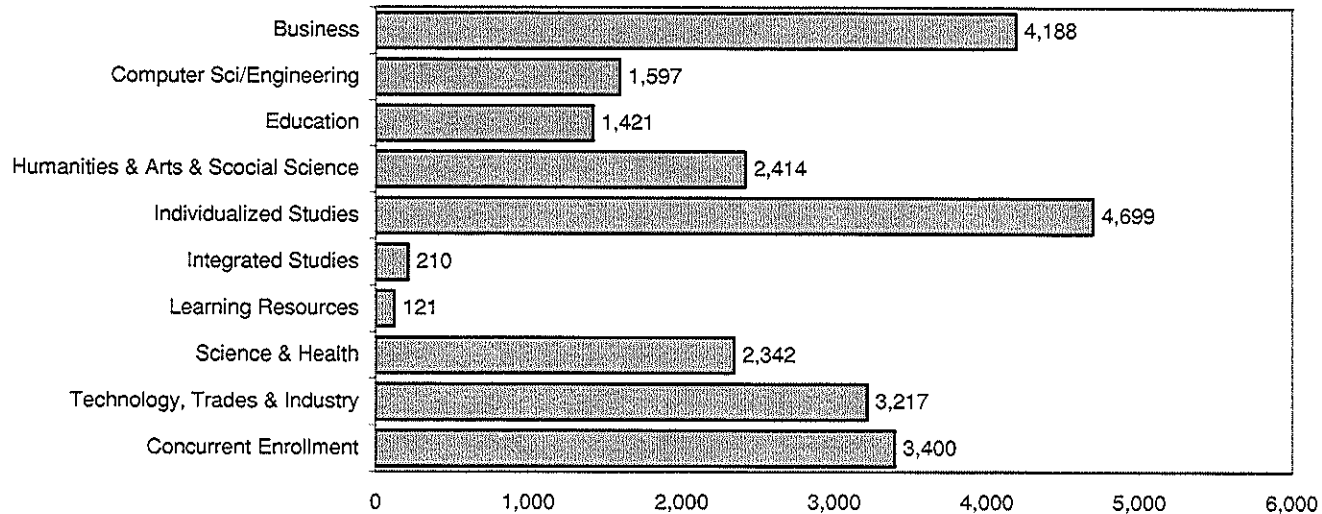
Fall Semester 1998-2002



Source: Utah Valley State College, Office of Institutional Research

HEADCOUNT BY AREA OF STUDY

Fall Semester 2002



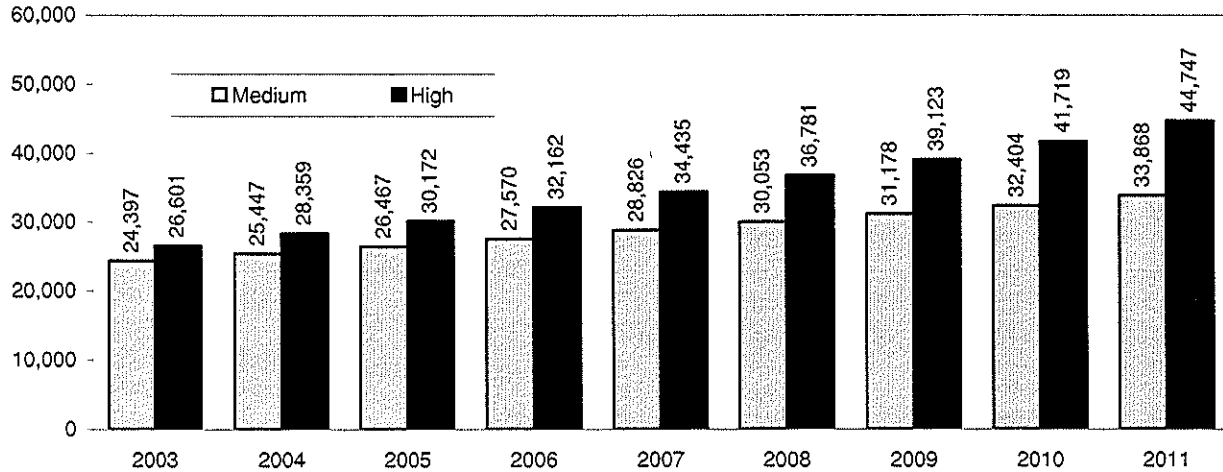
Source: Utah Valley State College, Office of Institutional Research

ENROLLMENT COMPARISON OF UTAH UNIVERSITIES AND COLLEGES

	<u>Fall 2001</u>		<u>Five-Year Growth Rate</u>	
	<u>Headcount</u>	<u>FTE</u>	<u>Headcount</u>	<u>FTE</u>
University of Utah	27,664	22165	1.1%	0.9%
Utah State University	23,001	16889	1.7%	0.8%
Weber State University	17,258	12127	3.1%	1.7%
Southern Utah University	6,095	5172	0.3%	0.4%
Salt Lake Community College	24,215	13789	-0.1%	-0.8%
Utah Valley State College	22,609	15163	8.3%	8.9%
Dixie State College of Utah	7,255	4087	6.4%	3.3%
College of Eastern Utah	2,746	2082	-4.6%	-0.5%
Snow College	<u>4,096</u>	<u>3224</u>	<u>4.6%</u>	<u>2.1%</u>
USHE	134,939	94698	2.3%	1.8%

Source: Utah System of Higher Education, 2002-03 Data Book

UTAH VALLEY STATE COLLEGE FALL HEADCOUNT ENROLLMENT PROJECTIONS 2003-2011



Source: Utah Valley State College, Office of Institutional Research

STUDENT PROFILE


CONTENTS

STUDENT PROFILE

Mean Age of Students, Fall Semesters 1997-2001 (graph).....	82
Headcount Distribution by Age, Fall Semesters 1997-2001	83
Headcount Distribution by Ethnic Group, Fall Semesters 1997-2001	84
Male/Female Headcount, Fall Semesters 1997-2001 (graph)	85
Headcount by Class Standing, Fall Semesters 1997-2001 (graph)	86
Geographic Residency of Students – United States, Fall Semester 2001	87
Citizenship of Foreign Students, Fall Semester 2001	90
Number of Degrees Awarded, 2000-2001	93

MEAN AGE OF STUDENTS

Fall Semesters 1998-2002



Source: Utah Valley State College, Office of Institutional Research

HEADCOUNT DISTRIBUTION BY AGE

Fall Semesters 1998-2002

	<u>1998</u>	<u>1999</u>	<u>2000</u>	<u>2001</u>	<u>2002</u>
Total	18,174	20,062	20,946	22,609	23,609
Under 18 years	3,752	4,449	3,927	3,810	3,614
18-19 years	4,294	4,228	4,327	4,258	4,041
20-21 years	3,041	3,230	3,571	3,890	3,790
22-24 years	3,623	4,314	4,853	5,598	5,885
25-29 years	1,909	2,163	2,425	2,992	3,622
30-34 years	577	617	702	879	1,065
35-39 years	374	400	432	465	568
Over 39 years	570	602	667	711	1,024
Unknown	34	59	42	6	0
Mean Age	21.8	21.8	22.1	22.4	23.1

Source: Utah Valley State College, Office of Institutional Research

HEADCOUNT DISTRIBUTION BY ETHNIC GROUP

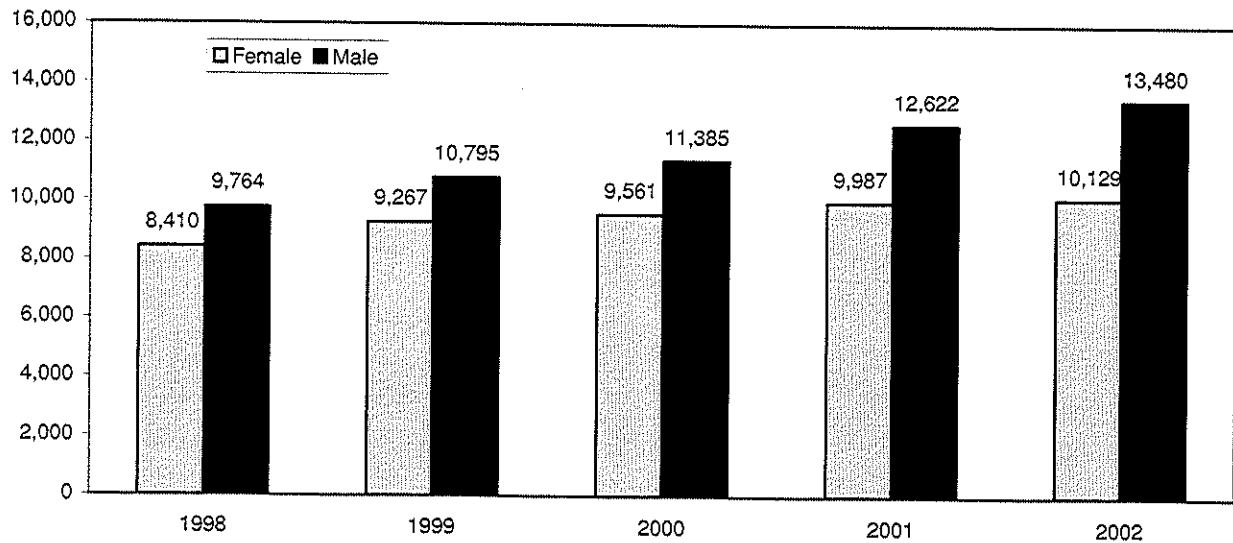
Fall Semester 1998-2002

	<u>1998</u>	<u>1999</u>	<u>2000</u>	<u>2001</u>	<u>2002</u>
Total	18,174	20,062	20,946	22,609	23,609
American Indian	128	122	129	135	177
Asian	224	261	277	280	233
Black	33	27	50	59	82
Hispanic	472	511	536	612	698
Non-resident Alien	397	407	465	507	496
Pacific Islander	15	13	12	69	123
Unknown	7	2	3	111	284
White	16,898	18,719	19,474	20,836	21,516

Source: Utah Valley State College, Office of Institutional Research

MALE/FEMALE HEADCOUNT

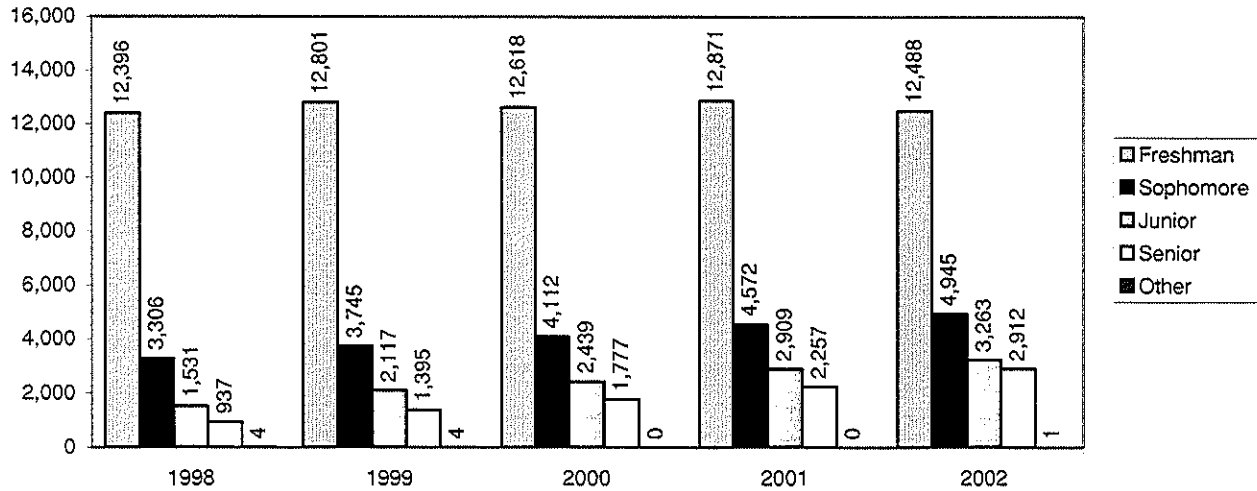
Fall Semesters 1998-2002



Source: Utah Valley State College, Office of Institutional Research

HEADCOUNT BY CLASS STANDING

Fall Semester 1998-2002



Source: Utah Valley State College, Office of Institutional Research

GEOGRAPHIC RESIDENCY OF STUDENTS – UNITED STATES

Fall Semester 2002

<u>States Represented</u>	<u>Number</u>
Alabama	0
Alaska	30
Arizona	109
Arkansas	9
California	507
Colorado	123
Connecticut	10
Delaware	3
District of Columbia	2
Florida	51
Georgia	16
Hawaii	30
Idaho	96
Illinois	36
Indiana	14
Iowa	12
Kansas	9
Kentucky	7
Louisiana	4

GEOGRAPHIC RESIDENCY OF STUDENTS – UNITED STATES

Fall Semester 2002

(Continued)

<u>States Represented</u>	<u>Number</u>
Maine	5
Maryland	21
Massachusetts	11
Michigan	32
Minnesota	8
Mississippi	3
Missouri	27
Montana	15
Nebraska	2
Nevada	90
New Hampshire	5
New Jersey	8
New Mexico	33
New York	18
North Carolina	17
North Dakota	2
Ohio	18
Oklahoma	15

GEOGRAPHIC RESIDENCY OF STUDENTS – UNITED STATES

Fall Semester 2002
(Continued)

<u>States Represented</u>	<u>Number</u>
Oregon	68
Pennsylvania	47
Rhode Island	1
South Carolina	8
South Dakota	2
Tennessee	14
Texas	115
Utah	21,332
Vermont	4
Virginia	41
Washington	137
West Virginia	1
Wisconsin	19
Wyoming	32
TOTAL	23,219

Source: Utah Valley State College, Office of Institutional Research

CITIZENSHIP OF FOREIGN STUDENTS

Fall Semester 2002

<u>Countries Represented</u>	<u>Number</u>	<u>Countries Represented</u>	<u>Number</u>
Albania	1	China	29
Antigua & Barbuda	1	Colombia	12
Argentina	16	Costa Rica	3
Armenia	1	Cuba	1
Australia	9	Czechoslovakia	1
Austria	3	Denmark	2
Bahamas	1	Dominican Republic	7
Bangladesh	1	Ecuador	7
Barbados	1	Egypt	1
Bolivia	5	El Salvador	14
Brazil	32	Ethiopia	1
Bulgaria	1	Fiji	2
Burundi	1	Finland	2
Cambodia	2	France	3
Canada	71	French Polynesia	1
Chile	10	Ghana	3

CITIZENSHIP OF FOREIGN STUDENTS

Fall Semester 2002

(Continued)

<u>Countries Represented</u>	<u>Number</u>	<u>Countries Represented</u>	<u>Number</u>
Germany	5	Kenya	2
Grenada	1	Korea	50
Guatemala	8	Laos	4
Guyana	1	Lebanon	2
Haiti	6	Macedonia	2
Honduras	10	Malaysia	2
Hong Kong	5	Mali	1
Hungary	1	Mexico	78
India	5	Mongolia	51
Indonesia	1	Namibia	1
Iran	2	Netherlands	3
Ireland	1	New Zealand	4
Italy	3	Nicaragua	1
Japan	74	Niger	1
Jordan	2	Norway	2

CITIZENSHIP OF FOREIGN STUDENTS

Fall Semester 2002

(Continued)

<u>Countries Represented</u>	<u>Number</u>	<u>Countries Represented</u>	<u>Number</u>
Pakistan	1	Taiwan	15
Panama	2	Thailand	4
Paraguay	1	Togo	2
Peru	30	Tonga	6
Philippines	6	Trinidad & Tobago	1
Poland	2	Uganda	3
Puerto Rico	3	Ukraine	4
Russia	16	United Kingdom	17
Singapore	2	Uruguay	1
Samoa	2	Venezuela	8
South Africa	6	Vietnam	5
Spain	5	Yemen	4
Sweden	1	Zimbabwe	1
Switzerland	4		
TOTAL NUMBER OF COUNTRIES, FALL 2002			89

Source: Utah Valley State College, Office of Institutional Research

**NUMBER OF DEGREES AWARDED
2001-2002 SCHOOL YEAR**

Certificate	146
Diploma	17
Associate in Applied Science	290
Associate of Science	1,659
Associate of Arts	137
Bachelor of Science	720
Bachelor of Arts	<u>12</u>
Total	2,981

Source: Utah Valley State College, Office of Institutional Research

SUPPORT ORGANIZATIONS

CONTENTS

SUPPORT ORGANIZATIONS

Faculty Senate Presidents.....	98
Ace/Pace Presidents	99
Utah Valley State College Foundation Board	100
Utah Valley State College Past Foundation Board Members	101
Utah Valley State College Alumni Association Board of Directors.....	102
Utah Valley State College Alumni Past President's Club.....	103
Parents Association Board of Directors	104

FACULTY SENATE PRESIDENTS

2002-04	Mike Shively	1988-89	Orrin A. Nelson
2000-02	Ron Hammond	1987-88	Barbra Ann Hoge
1998-00	Grant Richards	1986-87	F. Dennis Farnsworth
1997-98	Gaya Carlton	1985-86	Larry B. Marsing
1996-97	Ernie L. Carey	1984-85	Kenneth M. Foster
1995-96	Larry Holt	1983-84	Wesley M. Bitters
1994-95	Hugh Rode	1982-83	J. D. Davidson
1993-94	D. J. Rowley	1981-82	Kenneth M. Foster
1992-93	Douglas Bradley	1980-81	Robert F. Steele
1991-92	Del Shumway	1979-80	Russell C. Black
1990-91	Bonnie G. Henrie	1978-79	Douglas E. Warner
1989-90	J. D. Davidson	1977-78	Stephen L. Adams

Source: Utah Valley State College, Faculty Senate Minutes

ACE/PACE PRESIDENTS

2003-04	PACE	Shad Sorenson
2002-03	PACE	Vickie Walker
2001-02	PACE	Phil Clegg
2000-01	PACE	Merrill Oyler
1999-00	PACE	Gary Griffin
1998-99	PACE	Jeanette Hall
1996-98	PACE	Robert Rasmussen
1995-96	PACE	Nancy Bartlett
1994-95	PACE	Marilyn Mansfield
1993-94	PACE	Tara Yates
1992-93	PACE	Michael L. Jones
1991-92	PACE	Leah J. Holt
1990-91	PACE	Michael V. Jacobsen
1989-90	PACE	Noel C. Lyman
1988-89	PACE	Thomas R. Rasmussen
1987-88	PACE	Evan A. Frampton
1986-87	ACE	Linda L. Makin
1985-86	ACE	Lucile M. Steele
1984-85	ACE	Duane Jacobs
1983-84	ACE	Barbara Dabling

Source: Utah Valley State College, PACE President

UTAH VALLEY STATE COLLEGE FOUNDATION BOARD

2002-2003

Leland Bird
Craig Carlile, Chairman
Jim Clark
Stephen Clark
Kevin Cope
H. Clyde Davis
Terry Flynn
Nadine Gillmor
David D. Halladay
Ronald K. Hawkins
Tom Heal
Thone Heppler
Sandy Hirsche

C & A Realty
Ray Quinney & Nebeker
Colliers Clark CRG
Clark Mechanical Contractors, Inc.
InsideOut Development
Davis & Davis Consulting
Zions 1st National Bank

Trust Consult
Hawkins, Cloward, Simister
Tom Heal Commercial Real Estate, Inc.
Zion's 1st National Bank

Jeff Kahn
Doyle Mortimer
Regina Peacock
Louis Pope
Bob Rasmussen
Andy Shelline
Tim Stay
Lucille Stoddard
Ryan Vogel
Carol Walker
Ian Wilson
B.J. Wright

Zion's 1st National Bank
Alexanders Digital Printing
Peacock Dental
US Synthetic Corporation
UVSC

Marketing Ally
UVSC
UVSC

UVSC
A Plus Benefits

UTAH VALLEY STATE COLLEGE PAST FOUNDATION BOARD MEMBERS

G. William "Bill" Aaron
 Dave Adams
 Bill J. Anderson
 Ray Bartholomew
 Merrill Bushnell
 Dan Campbell
 Joe Cannon
 Victor I. Cartwright
 Louise Clyde
 Wilford Clyde
 Jackie Coleman
 Stanley E. Collins
 Ronald J. Dallin
 David Gunther
 J. Marvin Higbee
 Doug Horne
 James B. Lindahl
 JoAnn B. Losee
 Greg Nelson

Merrill Lynch
 Dave Adams Classic Auto
 Business Consultant

 Century 21 Bushnell Realty
 ESNET

 Retired

 Smith Barney Shearson
 Storehouse Markets
 Merrill Lynch
 Jostens Learning
 Horne's Lodging Properties

 Losee Jewelers
 Calorimetry Sciences Corp.

Renee Nelson
 Norm Nielsen
 H. Don Norton
 Davis Palfreyman
 Brenda Powell
 Florence B. Ragan
 David Reeves
 Neal Savage
 Barbara Smith
 Marlon O. Snow
 Wilson W. Sorensen
 LaVorn G. Sparks
 Paul Sybrowsky
 Maria Vargas
 John West
 Craig Willett
 Hal Wing
 Steve Winn
 Brent York

The Daily Herald
 SCERA Corporation
 Far West Bank
 Central Bank & Trust
 KTVX Channel 4
 Retired

 Savage Brothers
 Channel 4
 MST Trucking, Inc.
 UVSC President, Emeritus

 Hard Disk Cafe
 Cottonwood Partners
 Craig Willett, CPA PC
 Wing Enterprises
 Mr. Mac's
 Sentral Distribution Co., Inc.

Source: Utah Valley State College, Office of Institutional Advancement

**UTAH VALLEY STATE COLLEGE
ALUMNI ASSOCIATION BOARD OF DIRECTORS
2002-2003**

John & Lynette Beck
Don Black
Sheena Brown
Chandler Childs
John Eagleston
John Garfield
Jared Heal
Tom Heal, President
Steve Johnson
Jeff Kahn
Guy Kellogg
Scott Lazerson
Dave Litchford
Kellie Little
Cameron Martin
Regina Peacock
Bill Pope
Thomas C. Powell
Bob Rasmussen
Myrna Robertson
Baron Rohbock
Barbara Smith, Past President
Ryan Vogel
Kevin N. Wiscombe
B.J. Wright

Orem Institute of Religion – UVSC Chairs of the “Parents Association”
Retired UVSC Faculty
Family First Federal Credit Union
Nikken, Inc.
UVSC President Student Alumni Association
Marriott Hotels, Resorts & Suites
Security Home Mortgage
Tom Heal Commercial Real Estate, Inc.
UVSC Director of Recruitment Development – School of Trades, Technology & Industry
Zions Bank
Panda Homes
ETAGZ – UVSC President of Friends of the Arts Board, School of Humanities, Arts, & Social Sciences
UVSC School of Business
CapStone Real Estate – UVSC President of the Wolverine Club
UVSC Director, Alumni Association
Steven Peacock, DDS
US Synthetic Corp. – UVSC Chair of the School of Science & Health Committee
Boy Scouts of America
UVSC Assistant Dean, Student Life & Leadership
Bonneville Collections Check Services
Hartman Communications – UVSC President of School of Business Alumni Group
KTVX Channel 4
UVSC Student Body President
Axiom Financial Inc.
A Plus Benefits

Source: Utah Valley State College, Alumni Office

UTAH VALLEY STATE COLLEGE ALUMNI PRESIDENT'S CLUB

2002-present	Tom Heal	Tom Heal Commercial Real Estate, Inc
2000-2002	Barbara A. Smith, Past President	KTVX Channel 4
1997-2000	Dave Adams	Dave Adams Classic Auto Repair, Inc.
1995-1997	Jeff Kahn	Zions Bank
1994-1995	Geri Clements	Candesa Interactive
1993-1994	Bill A. Brown	Transwestern Publishing
1992-1993	Greg S. Nelson	Calorimetry Sciences Corp.
1991-1992	David D. Halladay	Trustconsult
1990-1991	Brent J. DeMille	Affiliated Realty Group
1989-1990	Jon W. Startup	Startup's Historic Candy Factory

**UTAH VALLEY STATE COLLEGE
PARENTS ASSOCIATION BOARD OF DIRECTORS
2002-2003**

John & Lynette Beck, Chairs
Lewis & Karen Church
Kurt & Lorraine Dowdle
Brent & Kay Finch
Bob & Kathie Fitch
Coleman & Barbara Jacobson
Tom & LeeAnn Powell

Provo, Utah
Pleasant Grove, Utah
Sandy, Utah
Mapleton, Utah
Orem, Utah
Provo, Utah
Provo, Utah

FINANCE

CONTENTS

FINANCE

History of Education and General Operating Budgets and State Appropriations.....	108
History of State Appropriations Per FTE.....	110
Education and General Operating Funds, Use Expenditure Category 2001-2002 (graph).....	112
Education and General Operating Funds, Expenditure Purpose 2001-2002 (graph).....	113
Education and General Revenue Sources 2001-2002 (graph).....	114
History of Education and General Operating Budget and State Appropriations (graph).....	115
Fuel and Power Expenditures (graph).....	116
Scholarship Activity Report 2000-2001.....	117
Tuition Waiver Activity Report 2000-2001.....	119
Financial Aid Activity Report 2000-2001.....	122
Grants and Contracts Summary 2000-2001.....	123

HISTORY OF EDUCATION AND GENERAL OPERATING BUDGETS AND STATE APPROPRIATIONS

<u>Year</u>	<u>Total Budget</u>	<u>State General/ Income Tax Fund</u>	<u>Percentage</u>
2002-03	\$76,735,000	\$39,967,000	52.08%
2001-02	\$69,100,000	\$41,202,900	59.63%
2000-01	\$59,052,900	\$36,356,600	61.57%
1999-00	\$53,270,000	\$32,823,600	61.62%
1998-99	\$48,065,900	\$29,503,600	61.38%
1997-98	\$43,568,200	\$26,758,700	61.42%
1996-97	\$40,060,000	\$24,380,200	60.86%
1995-96	\$37,960,000	\$22,138,100	58.32%
1994-95	\$33,800,000	\$19,454,300	57.56%
1993-94	\$29,663,000	\$17,364,100	58.54%
1992-93	\$26,416,500	\$16,121,200	61.03%
1991-92	\$23,538,800	\$14,994,600	63.70%
1990-91	\$21,319,500	\$13,939,400	65.38%

**HISTORY OF EDUCATION AND GENERAL
OPERATING BUDGETS AND STATE APPROPRIATIONS**
(Continued)

<u>Year</u>	<u>Total Budget</u>	<u>State General/ Income Tax Fund</u>	<u>Percentage</u>
1989-90	\$18,856,800	\$12,370,900	65.60%
1988-89	\$17,268,400	\$11,449,800	66.30%
1987-88	\$16,796,426	\$11,162,400	66.46%
1986-87	\$15,967,752	\$10,716,500	67.11%
1985-86	\$15,400,281	\$10,723,475	69.63%
1984-85	\$13,854,100	\$9,963,500	71.92%
1983-84	\$12,021,700	\$7,997,700	66.53%
1982-83	\$11,377,500	\$7,671,400	67.43%
1981-82	\$10,281,200	\$7,054,100	68.61%
1980-81	\$8,656,400	\$6,206,500	71.70%
1979-80	\$7,462,800	\$5,346,500	71.64%

Source: Utah Valley State College, Budget Office

HISTORY OF STATE APPROPRIATIONS PER FTE*

<u>Year</u>	<u>Base State Tax Funds</u>	<u>Annualized FTE</u>	<u>Appropriation Per FTE</u>
2001-02	\$41,202,900	15,750	\$2,616
2000-01	\$36,356,600	13,904	\$2,615
1999-00	\$32,823,600	12,559	\$2,614
1998-99	\$29,503,600	11,540	\$2,557
1997-98	\$26,758,700	10,058	\$2,661
1996-97	\$24,380,200	9,721	\$2,508
1995-96	\$22,138,100	8,988	\$2,463
1994-95	\$19,454,300	8,437	\$2,306
1993-94	\$17,364,100	8,021	\$2,165
1992-93	\$16,121,200	7,472	\$2,158
1991-92	\$14,994,600	6,732	\$2,227
1990-91	\$13,939,400	5,787	\$2,409
1989-90	\$12,370,900	5,854	\$2,113

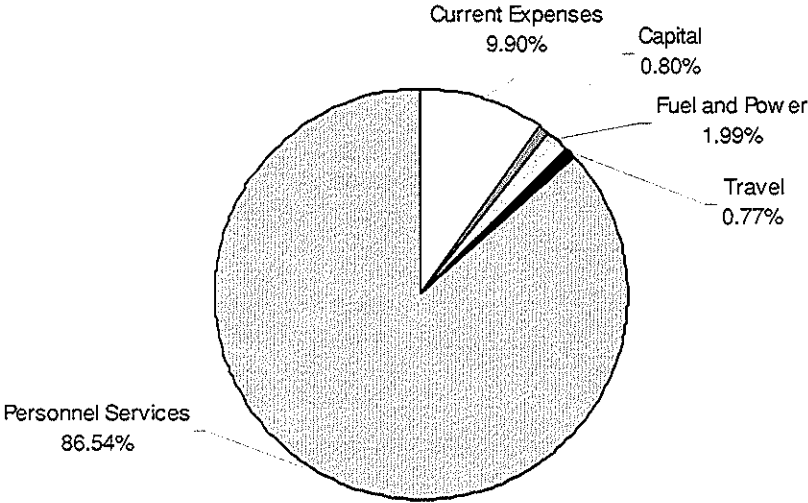
HISTORY OF STATE APPROPRIATIONS PER FTE*
(Continued)

<u>Year</u>	<u>Base State Tax Funds</u>	<u>Annualized FTE</u>	<u>Appropriation Per FTE</u>
1988-89	\$11,449,800	5,329	\$2,149
1987-88	\$11,162,400	5,302	\$2,105
1986-87	\$10,716,500	5,206	\$2,058
1985-86	\$10,723,475	4,899	\$2,189
1984-85	\$9,963,500	4,947	\$2,014
1983-84	\$7,997,700	5,272	\$1,517
1982-83	\$7,671,400	5,035	\$1,524
1981-82	\$7,054,100	4,349	\$1,622
1980-81	\$6,206,500	3,840	\$1,616
1979-80	\$5,346,500	3,250	\$1,645

*FTE = Full-time equivalent

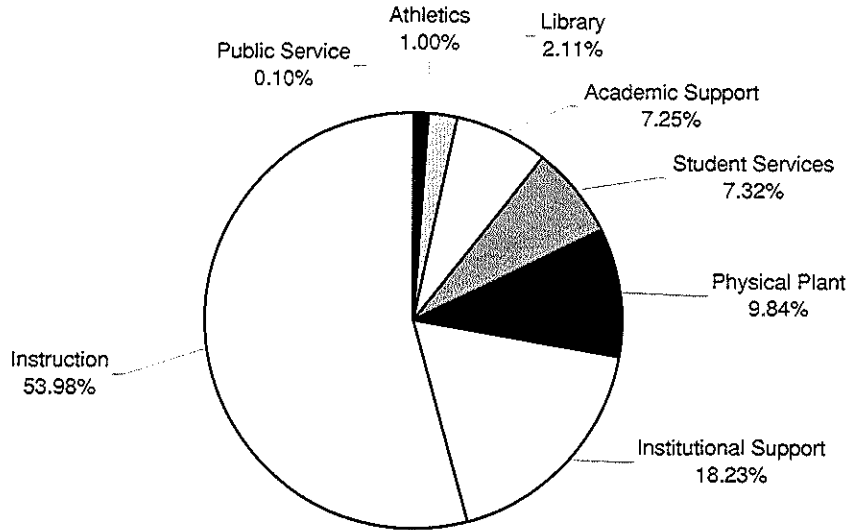
Source: Utah Valley State College, Budget Office

**EDUCATION & GENERAL OPERATING FUNDS
USE EXPENDITURE CATEGORY 2002-2003**



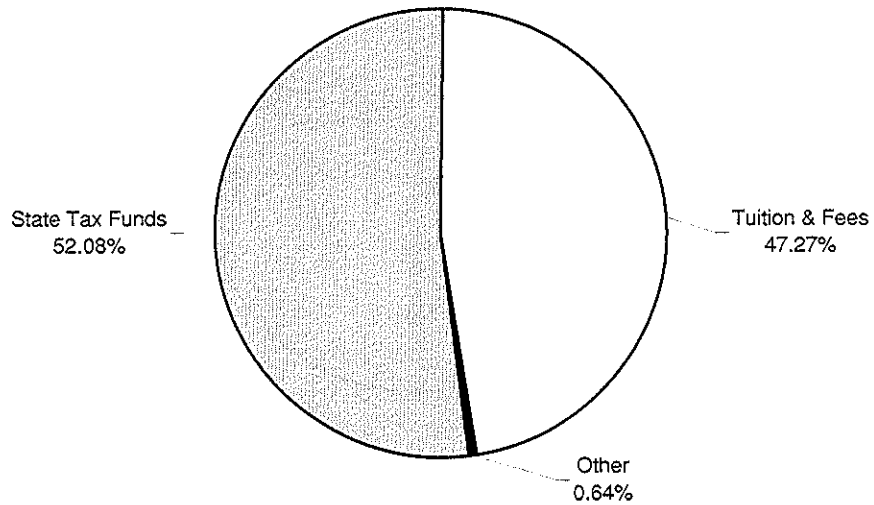
Source: Utah Valley State College, Budget Office

EDUCATION & GENERAL OPERATING FUNDS EXPENDITURE PURPOSE 2002-2003



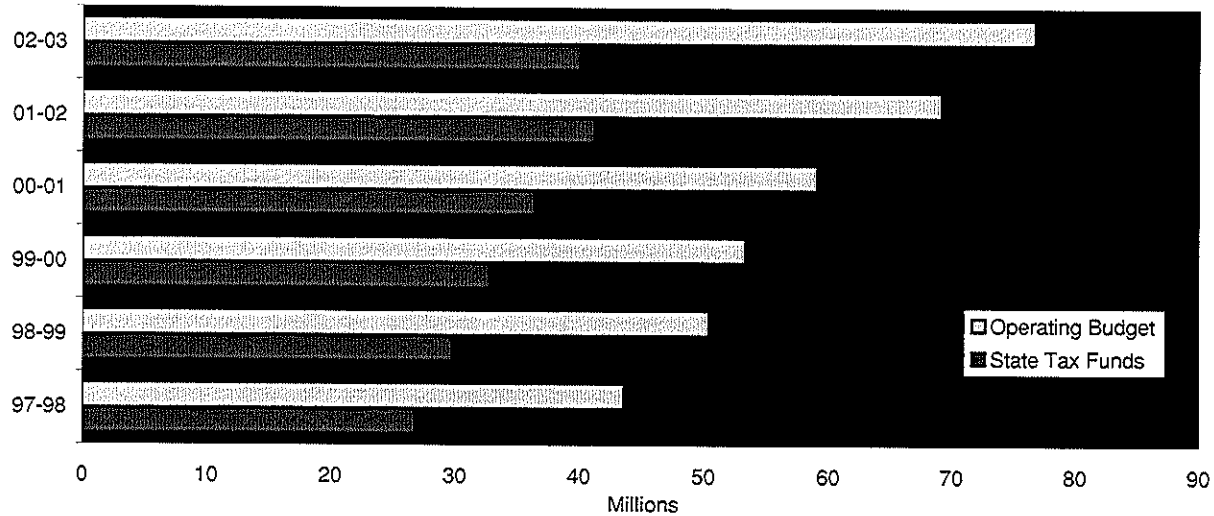
Source: Utah Valley State College, Budget Office

EDUCATION & GENERAL REVENUE SOURCES 2002-2003



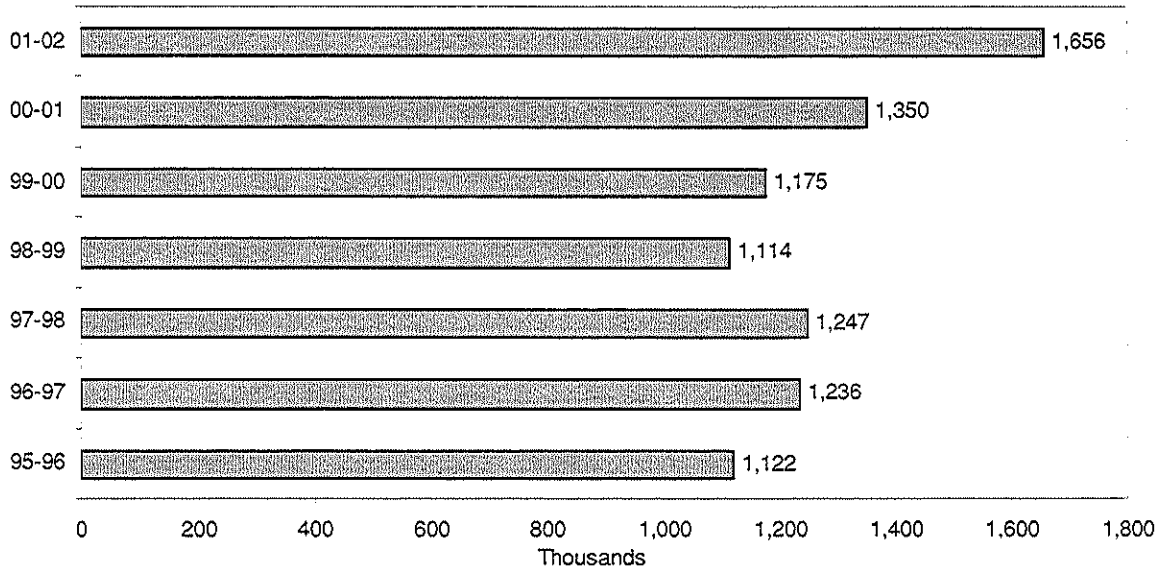
Source: Utah Valley State College, Budget Office

HISTORY OF EDUCATION AND GENERAL OPERATING BUDGET AND STATE APPROPRIATIONS



Source: Utah Valley State College, Budget Office

FUEL AND POWER EXPENDITURES
(INCLUDES ENERGY PROJECTS APPROVED BY THE BOARD OF REGENTS)



Source: Utah Valley State College, Budget Office

SCHOLARSHIP ACTIVITY REPORT

2001-2002

<u>Name</u>	<u>Number</u>	<u>Amount</u>	<u>Name</u>	<u>Number</u>	<u>Amount</u>
1 st Security Foundation	2	1,800.00	Don James	1	300.00
4 Life Research	1	2,000.00	Doug White (Plumbing)	3	1,122.00
ACM STD	1	1,000.00	Electrical Wholesale	2	1,842.00
Allen Taylor	1	711.00	Exchange Club	1	1,000.00
Allyson Walker Olivier	2	1,000.00	Far West Bank	2	1,590.00
Art Guild	1	384.00	Farmers Insurance	2	1,050.00
Bank One	1	1,000.00	Fawn Walker	23	27,170.16
B.R. (Minority)	21	7,750.00	Florence B. Ragan (General)	10	8,240.50
Belliston (Endowed)	1	700.00	Florence Regan (Nursing)	5	2,754.50
Bill & Margaret Pope	37	48,350.50	Florence Ragan (Theater)	12	7,324.50
Blaine & Louise Clyde	2	1,600.00	General Endowment	6	3,649.08
Board of Regents Minority	25	9,490.00	General Foundation	7	4,896.17
Bridgestone/Firestone	1	680.00	Greer (Nursing)	15	7,656.00
Browning Trust	22	19,187.65	Gunther Trades	20	22,888.29
Business Expo	2	1,500.00	Hammond	1	1,882.00
Business Faculty/Staff	1	2,000.00	Henrietta Herwig	2	2,463.58
Carrol Reid Memorial	4	3,934.00	Humanities	1	302.00
Central Bank & Trust	1	1,000.00	Infotrax (Annual)	2	2,500.00
Cloward (Dental Hygiene)	1	870.00	Irma Burg (Peo)	1	1,526.00
Coleman/McVea	1	250.00	IPSA	6	3,850.00
Crouch (Auto Mechanic)	3	2,315.00	Joanne B. Losee	2	1,225.00
Don Arend Memorial (Fire Fighting)	1	289.00	Johnson (TTI/VICA)	3	1,342.00
Don & Renee Butler	1	1,882.00	Joseph Olivier (Business)	1	1,000.00
Don A. Taylor	1	500.00	Kerry Romesburg	1	1,100.00

SCHOLARSHIP ACTIVITY REPORT

2001-2002 (Continued)

<u>Name</u>	<u>Number</u>	<u>Amount</u>	<u>Name</u>	<u>Number</u>	<u>Amount</u>
Key Bank	2	1,600.00	Springville Rotary	9	15,231.00
Larsen Foundation	3	2,310.00	Squire (Nursing)	1	500.00
Leland & Lavern Gappmayer	4	5,918.20	Steven W Gibson	1	1,000.00
LPN Nursing	2	903.24	Stouffer Foods	1	376.00
Marvin & Ethelynn Higbee	1	450.00	Student Alumni	15	10,997.95
Morinda	1	1,500.00	Student to Student	3	4,626.00
Morris & Murphy	1	588.00	Symmetry (Auto)	1	1,000.00
Nadine Gillmore	8	5,689.50	Talisman End	1	272.50
Natures Sunshine	1	2,000.00	Utah Chapter AGC	5	2,000.00
New Opportunities	1	1,000.00	Utah County Auditor	1	590.00
NuSkin	1	463.00	Utah Steel Fabrication	1	1,000.00
NuSkin Direct Marketing	1	2,000.00	Utah Valley Home Builders	6	4,500.00
Oliver & Edna Hansen	2	646.00	Utah Valley Management Society	3	2,250.00
Orem Rotary	1	796.00	UVSC Herwig	6	5,397.00
Pacific Corp	4	2,990.00	V Howlett	1	845.00
Pearson Trust	11	7,817.00	Victor & Fae Cartwright	1	1,356.00
Peper (Physical Science)	1	895.00	Welding	1	900.00
Perry Foundation	20	24,856.45	Woodbury (Business)	9	15,056.00
Pleasant Grove (Health)	1	1,542.00	Zenger (Endowed)	2	1,920.00
Polynesian	2	900.00	Zions Bank Annual	1	2,003.00
Questar	2	1,213.41			
Rasband	3	4,000.00			
Ron & Terri Lindorf	2	3,600.00			
School of Business Alumni	1	1,320.00	TOTAL	408	365,685.18

Source: Utah Valley State College, Financial Aid Office

TUITION WAIVER ACTIVITY REPORT

2001-2002

<u>Name</u>	<u>Number</u>	<u>Amount</u>
4 Year Humanities, Arts & Social Sciences	42	56,283.00
4 Year Business	110	132,415.00
4 Year Integrated Studies	24	26,985.00
4 Year SHO	22	25,433.00
4 Year Technology, Trades & Industry	39	49,344.00
Academic Advisor Tutor	33	42,938.00
Accessibility Services Half-Tuition	11	5,782.50
Athletic Non-Resident II	22	28,527.00
Athletic Non-Resident Full	4	16,746.00
Athletic Non-Resident Previous	11	58,611.00
Athletics	103	122,129.00
Business Half-Tuition	61	33,882.00
Center for Personal & Career Development Half-Tuition	25	15,805.50
College Relations Half-Tuition	15	7,324.50
DS Business	50	67,685.00
DS Humanities, Arts & Social Sciences	61	79,801.00
DS Multi Media Communications	5	6,939.00
DS Science & Health	58	80,184.00
DS Technology, Trades & Industry	17	19,275.00
Education & Business Partnership Half-Tuition	6	3,469.50
Education Talent Search, UB Half-Tuition	6	3,855.00
ENCORE	10	9,059.25

TUITION WAIVER ACTIVITY REPORT

2001-2002 (Continued)

<u>Name</u>	<u>Number</u>	<u>Amount</u>
Financial Aid Discretionary	19	17,633.00
GED	8	6,168.00
Governor Vocational	16	18,504.00
High School Relations Half-tuition	20	11,179.50
Honors Scholarship	8	8,481.00
Humanities, Arts & Social Science Half-tuition	63	37,689.50
Impecunious Institution Half-tuition	9	5,605.50
Integrated Studies	14	13,107.00
Learning Enrichment Center	4	4,626.00
Mac Minority Scholarship	28	26,624.50
Mac Half-tuition	40	20,011.50
Multi-Media & Communications Half-tuition	16	9,637.50
Performing Arts - Ballet	5	7,710.00
Performing Arts - Non-Resident	2	1,542.00
Performing Arts - Ballroom	18	9,637.50
Performing Arts - Ballroom Non-resident	2	1,542.00
Performing Arts - Country	11	7,971.00
Performing Arts - Modern Dance	7	7,324.50
Performing Arts - Modern Dance Non-resident	2	2,313.00
Performing Arts - Music	68	46,607.50
Performing Arts - Music Non-resident	4	6,168.00
Performing Arts - Theater	31	25,707.50
Performing Arts - Theater Non-resident	3	3,084.00
Presidential Scholarship	28	40,836.00

TUITION WAIVER ACTIVITY REPORT

2001-2002 (Continued)

<u>Name</u>	<u>Number</u>	<u>Amount</u>
President Disc. Non-resident	6	12,495.50
Public Relations	11	6,168.00
Rodeo Full	15	11,950.50
Rodeo Half-tuition	3	1,927.50
Science & Health Half-tuition	44	23,682.00
SD School of Business	86	51,684.50
SD Multimedia Communications	7	4,818.75
SD Humanities, Arts & Social Science	109	123,954.00
SD Science & Health	86	90,063.50
SD Technology, Trades & Industry II	49	41,634.00
Sterling Scholars	31	37,549.00
Student Activities II	79	79,525.00
Student Activities Non-resident	15	12,721.50
Student Activities Non-resident Previous	11	47,009.00
Student Programs Half-tuition	21	10,794.00
Technology, Trades & Industry Half-tuition	104	65,412.50
Trio-Student Support Half-tuition	26	16,191.00
VICA Half-tuition	8	4,536.50
Vice President Discretionary	41	26,889.67
Wellness Center	3	3,084.00
TOTAL	1,916	1,904,273.67

Source: Utah Valley State College, Financial Aid Office

FINANCIAL AID ACTIVITY REPORT
2001-2002

<u>GRANTS</u>	<u>NUMBER OF</u> <u>STUDENTS</u>	<u>AMOUNT</u>
Federal Pell	6,147	13,080,549
Federal SEOG	1,084	725,137
State Supplement	675	181,643
UCOPE	45	26,930
 <u>LOANS</u>		
Federal Perkins	140	306,471
PLUS	49	303,268
Stafford	3,957	10,716,735
Unsubsidized Stafford	1,343	3,799,322
 <u>EMPLOYMENT</u>		
Federal Work-Study	288	738,179
UCOPE Work-Study	97	273,920
TOTAL	13,825	30,152,154

Source: Utah Valley State College, Financial Aid Office

GRANTS AND CONTRACTS SUMMARY

2001-2002

<u>General</u>	<u>Amount</u>
BLM - AA	474.59
BLM - AH	446.42
BLM - Genetic Study	2,191.33
BLM - LT Monitoring	6,738.09
BLM - Poppy	3,845.05
Child Care R&R	279,214.39
Dept. of Commerce - Internet Code Course	15,558.20
Dept. of Ed. - Child Care	1,167.64
Dept. of Ed. - Improving Post Secondary Education	29,620.90
Dept. of Ed. - Student Support Services	220,013.28
Dept. of Ed. - Talent Search	233,063.85
Dept. of Ed. - Teacher's Technology	6,201.87
Dept. of Ed. - Upward Bound	252,612.26
Dept. of Public Safety	6,794.32
DWS - Child Care	73,808.48
FEMA - Training	13,227.09
FEMA - Terrorism	73,116.10
Fire Marshall	118,324.25
Library Tax Checkoff	1,634.00
LLEB	6,868.28
LSTA	19,218.98
NEH - Mormon Studies	10,471.50
NIST	1,098,489.54
NSEP	58,745.60
School District Partnership	4,364.32

GRANTS AND CONTRACTS SUMMARY

2001-2002 (Continued)

<u>General Cont.</u>	<u>Amount</u>
Small Business Development Center	87,822.26
UMEP – DCED	350,000.00
Utah County – Substance Abuse	12,802.38
Utah Fire & Rescue	2,453,004.48
Wildland Engine Project	18,572.29
Wildland Fire Training	<u>14,515.96</u>
Total	\$5,472,927.70

<u>Flow Through</u>	<u>Amount</u>
Adult STC	14,647.96
Applied Technology Service	144,557.00
Apprentice Distribution	7,999.96
ATC Service - Utah Department of Education	174,350.52
Gender Equity	4,307.41
Mountainland JTPA	6,757.16
Mountainland Tutorial - JTPA	376.11
MATC APP Technology Leadership & Development	75,000.00
MATC Nebo Site	125,000.00
MATC Perkins Formula	154,517.00
Perkins Formula	967,810.89
School to Career	189,193.96
State Custom Fit	331,876.41
Technology Preparation	<u>46,323.80</u>
Total	\$2,442,718.18

GRANTS AND CONTRACTS SUMMARY

2001-2002 (Continued)

<u>Foundation/Corporation</u>	<u>Amount</u>
Browning Trust – Guidance/Counsel	16,656.33
Browning Trust - Institutional Advancement	45,799.80
Butler Inst. for International Understanding	10,403.16
Center Advancement Leadership	26,945.36
Child Center Esther Fund	2,972.16
EPA Program	220.04
Fast Forward	8,587.78
Golden Gate	13,353.98
Int. Study - Ashby Memorial	136.00
Int. Study - Moss Chinese	2,500.00
Log Cabin Building Association	455.00
Marriage Preparation	1,333.75
Nursing Donors Fund	74,108.82
Private Pace	2,646.75
Private Rodeo	44,897.06
Professorships	30,946.94
Real Time Elec Poll	2,369.98
SBDC	4,257.00
Sexual Awareness WS	731.82
Sunshine Foundation	38,832.87
Sunshine Foundation - D. Hudson	774.49
Utah Humanities Council	12,325.13
UVSC Wetlands	939.52

GRANTS AND CONTRACTS SUMMARY

2001-2002 (Continued)

<u>Foundation/Corporation Cont.</u>	<u>Amount</u>
Visiting Scholars	13,221.00
Wee Care Center	59,330.81
Woodbury Art Gallery	47,859.02
Woodbury Scholarly	<u>11,030.01</u>
Total	<u>\$473,634.58</u>

Source: Utah Valley State College, Business Office

FACILITIES

CONTENTS

FACILITIES

Physical Facilities, Building Gross Square Feet	130
Physical Facilities, Buildings Requested & in Progress	131
Physical Facilities, Square Feet Per FTE by Institution 2001	132

PHYSICAL FACILITIES AS OF JULY 1, 2002

<u>Building</u>	<u>Gross Square Feet</u>	<u>Building</u>	<u>Gross Square Feet</u>
Administration Building	81,654	Learning Resource Center	91,577
Automotive Building	99,278	Mountainland Advanced Technology Center	58,194
Business Building	78,720	Physical Education Building	108,824
Central Plant	13,740	Pioneer House	1,511
Child Care	4,899	Plant Services	18,626
Computer Science	163,047	Provo Fire Academy	51,374
Continuing Education	5,500	Provo/Hanger A	14,800
Driver's Education	2,140	Provo/Hanger B	33,000
Education Building	47,176	Public Safety	4,491
Environmental Technology	7,163	Science Building	78,696
Events Center	179,112	SCUP	4,041
Faculty Annex	7,977	Student Center	155,193
Foundation Building	35,564	University Mall (leased space)	3,094
Gunther Trades	145,879	Wasatch Campus (leased space)	12,633
Institutional Residence	5,705	Woodbury Art Gallery (leased space)	<u>12,592</u>
		Total Square Feet	1,526,200

PHYSICAL FACILITIES

<u>Priority Requests for 2004</u>	<u>Gross Square Feet*</u>
Vineyard School	99,600
Fine Arts Building	120,000
Student Services Building	85,000
Library Building	150,000
Business Building Expansion	45,000
Science Building Expansion	<u>40,000</u>
Total	539,600

PHYSICAL FACILITIES BUILDINGS IN PROGRESS 2003

Buildings in Progress

Liberal Arts Classroom Building (143,000 SF)
Wasatch Campus, Heber (72,000 SF)

* Square footage figures are approximate.

Source: Utah Valley State College, Planning Facilities Office

PHYSICAL FACILITIES

Square Feet Per FTE by Institution 2001

Institution	Classrooms			Laboratories		Study Facilities		Total	
	FTE	Square foot	Sq Foot Per FTE	Square foot	Sq Foot Per FTE	Square foot	Sq Foot Per FTE	Square foot	Sq Foot Per FTE
University of Utah	22,165	253,671	11.44	513,675	23.18	474,902	21.43	1,242,248	56.05
Utah State University	16,889	161,237	9.55	282,510	16.73	243,804	14.44	687,551	40.71
Weber State University	12,127	140,161	11.56	207,935	17.15	96,746	7.98	444,842	36.68
Southern Utah University	5,172	62,550	12.09	159,893	30.92	61,358	11.86	283,801	54.87
Snow College	3,224	54,056	16.77	137,411	42.62	36,355	11.28	227,822	70.66
Dixie State College of Utah	4,087	45,594	11.16	124,146	30.38	24,332	5.95	256,781	62.83
College of Eastern Utah	2,082	34,035	16.35	84,333	40.51	17,966	8.63	136,334	65.48
Utah Valley State College	15,163	88,278	5.82	266,292	17.56	28,300	1.87	382,870	25.25
Salt Lake Community College	13,789	141,462	10.26	310,805	22.54	45,677	3.31	497,944	36.11
Total	94,698	981,044	10.36	2,087,000	22.04	1,029,440	10.87	4,160,193	43.93

Source: Utah Systems of Higher Education Data Book, 2002-2003

INDEX/GLOSSARY

INDEX/GLOSSARY

ACE/PACE Presidents.....	99
Approved Bachelors Degrees.....	17
Athletics, Final Records and Conference Finishes	34
Board of Trustees	42
Board of Trustees Chairs.....	43
Citizenship of Foreign Students, Fall Semester 2002.....	90
College Presidents	23
College Calendar, 2003 Spring Semester	19
College Calendar, 2003 Summer Semester	20
College Calendar, 2003 Fall Semester.....	22
College Name Changes.....	23
County Resident/Non-Resident Headcount, Fall Semesters 1997-2001	68
Distinguished Employee of the Semester.....	33
Education and General Operating Funds, Expenditure Purpose 2002-2003 (graph)	113
Education and General Operating Funds, Use Expenditure Category 2002-2003 (graph).....	112
Education and General Revenue Sources 2002-2003 (graph).....	114
Employment in the Mountainland Region by Type	38
Enrollment Comparison-Annualized FTE Students, Budget Related (graph)	64
Enrollment Comparison of Utah Universities and Colleges, Fall Semester 2001	77
Enrollment from Utah Counties, Fall Semester 2002.....	70

INDEX/GLOSSARY (Continued)

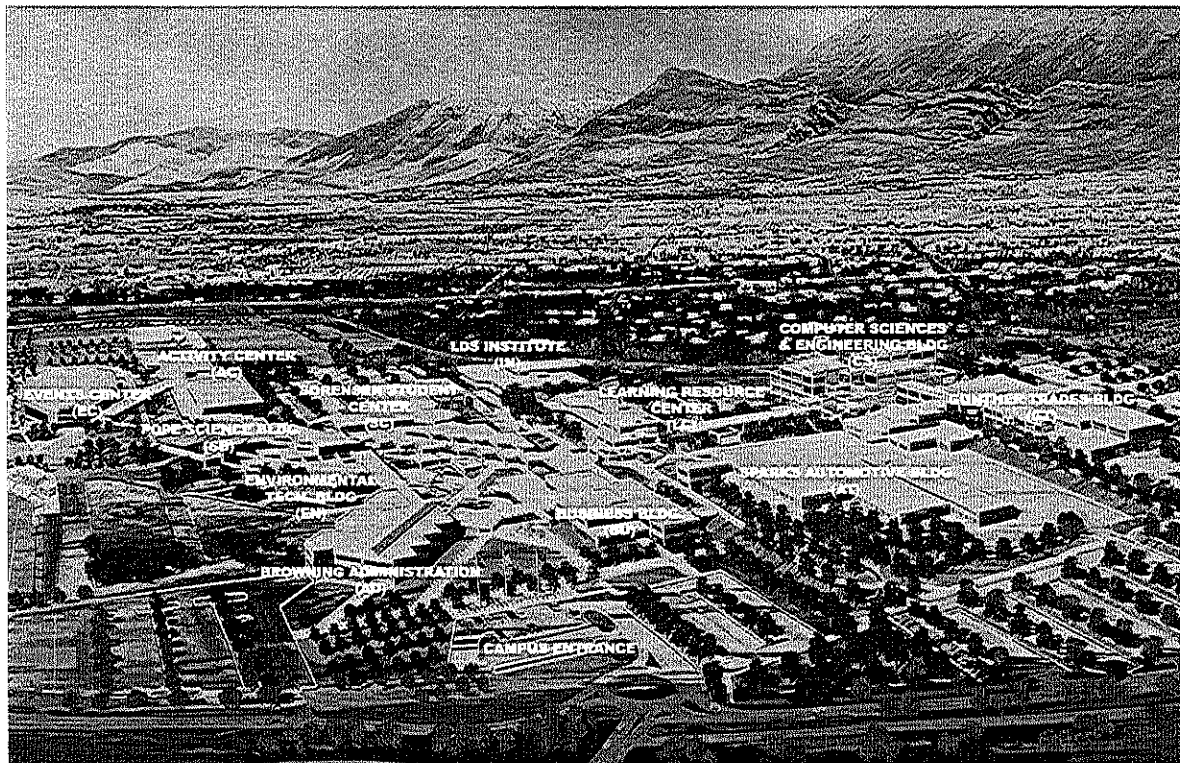
Enrollment History, Fall Semesters 1998-2002 (graph).....	67
Enrollment History, Spring Semesters 1998-2002 (graph)	65
Enrollment History, Summer Semesters 1998-2002 (graph)	66
Ethnic Distribution of Full-time Faculty by Degree and Gender, December 2002.....	48
Faculty Excellence Award.....	31
Faculty Senate Presidents.....	98
Fall Headcount Enrollment Projections 2003-2011 (graph)	78
Financial Aid Activity Report 2001-2002.....	122
Fuel and Power Expenditures (graph)	116
Full-time Equivalent Enrollment, Fall Semester 2002.....	63
Geographic Residency of Students-United States, Fall Semester 2002.....	87
Grants and Contracts Summary 2001-2002	123
Headcount by Area of Study Fall Semester 2002 (graph)	76
Headcount by Class Standing, Fall Semesters 1998-2002	86
Headcount Distribution by Age, Fall Semesters 1998-2002	83
Headcount Distribution by Ethnic Group, Fall Semesters 1998-2002.....	84
Headcount Enrollment by Utah County Residency, Fall Semesters 1997-2001 (graph)	73
Headcount Enrollment, Fall Semester 2002	62
History of Education and General Operating Budget and State Appropriations.....	108
History of Education and General Operating Budget and State Appropriations (graph)	115
History of State Appropriation per FTE.....	110
History of Utah Valley State College.....	11

INDEX/GLOSSARY (Continued)

Honorary Degree Recipients	35
Institutional Value and Mission Statement	8
Main Feeder High Schools for UVSC, Fall Semester 2002	69
Male/Female Headcount, Fall Semesters 1998-2002 (graph)	85
Map of College Campus	139
Map of College Parking	140
Mean Age of Students, Fall Semesters 1998-2002 (graph)	82
Number of Degrees Awarded, 2001-2002	93
Parents Association Board of Directors	104
Part-time/Full-time Headcount, Fall Semesters 1998-2002	74
Part-time/Full-time Headcount, Fall Semesters 1998-2002 (graph)	75
Physical Facilities, Buildings Requested & in Progress	131
Physical Facilities, Buildings Gross Square Feet	130
Physical Facilities, Square Feet per FTE by Institution 2001	132
Rank by Department	54
Resident/Non-Resident Headcount, Fall Semesters 1998-2002 (graph)	72
Scholarship Activity Report 2001-2002	117
Statement of Values	9
Student Body Presidents	28
Total Number of Employees	57
Tuition and Student Fees	27

INDEX/GLOSSARY (Continued)

Tuition Waiver Activity Report 2001-2002.....	119
Universities Represented by Doctorates of Contract Faculty and Administrators.....	49
Utah Commissioners of Higher Education	25
Utah State Board of Regents.....	24
Utah State Board of Regents Chairs.....	25
Utah System of Higher Education.....	26
Utah Valley Population	37
Utah Valley State College Alumni Association Board of Directors.....	102
Utah Valley State College Alumni Past President's Club.....	103
Utah Valley State College Foundation Board	100
Utah Valley State College Past Foundation Board Members	101



2002-2003 PARKING MAP

