

**GLOBAL
BIODIVERSITY**
STATUS OF THE EARTH'S LIVING RESOURCES

WORLD
MONITOR

THE ENCYCLOPEDIA
OF MEDICINAL PLANTS

2000 - 2001

FACT BOON

UTAH VALLEY STATE COLLEGE

UTAH VALLEY STATE COLLEGE
FACT BOOK
2000-01 DATA
TABLE OF CONTENTS

GENERAL INFORMATION	1
ADMINISTRATION	27
FACULTY	29
ENROLLMENT	38
STUDENT PROFILE	55
SUPPORT ORGANIZATIONS.....	68
FINANCE.....	81
FACILITIES	96
INDEX/GLOSSARY	99
MAP OF COLLEGE CAMPUS.....	back cover

GENERAL INFORMATION

CONTENTS

GENERAL INFORMATION

Institutional Mission	1
History of Utah Valley State College.....	2
College Calendar, 2000 Fall Semester.....	7
College Calendar, 2001 Spring Semester	8
College Calendar, 2001 Summer Semester	9
College Presidents	11
College Name Changes	11
Utah State Board of Regents.....	12
Utah State Board of Regents Chairs	13
Utah Commissioners of Higher Education	13
Utah State Board for Applied Technology Education Chairs	14
Utah System of Higher Education.....	15
Tuition and Student Fees	16
Student Body Presidents	17
Teacher of the Year.....	20
Distinguished Employee of the Semester.....	21
Athletics, Final Records and Conference Finishes	22
Honorary Degree Recipients	23
Utah Valley Population	25
Employment in The Mountainland Region by Type	26

INSTITUTIONAL MISSION

Utah Valley State College is a state college comprised of two interdependent divisions. The lower division embraces and preserves the philosophy and mission of a comprehensive community college, while the upper division consists of programs leading to baccalaureate degrees in areas of high community demand and interest.

Utah Valley State College is dedicated to providing a broad range of quality academic, vocational, technical, cultural, and social opportunities and experiences designed to encourage and assist students in attaining their goals and realizing their talents and potential, personally and professionally. The College is committed to meeting student and community lower division and upper division needs for occupational training; providing developmental, general, and transfer education; meeting the needs for continuing education for personal enrichment and career enhancement; and providing diverse social, cultural, and international opportunities, and student support services.

HISTORY OF UTAH VALLEY STATE COLLEGE

Utah Valley State College, Orem, is situated in the heart of Utah County. Nestled beneath mountains on all sides, the name Utah Valley has become synonymous with Utah County and is used interchangeably throughout the state. With a population of more than 353,000, it is the second largest county in the State and includes twenty incorporated cities. The College serves primarily the Mountainland District of students with Utah County residents comprising 70 percent of its enrollment.

*The College was established when the Utah State Legislature passed an appropriation of \$100,000 for the biennium of 1936-38 for vocational education. Central Utah residents, who had been supported by government funding, wanted to upgrade their skills in order to obtain better jobs, and many enrolled in vocational classes administered by the school districts. However, the school districts were not able to give adequate supervision to organize, conduct, coordinate, and supervise adult programs, and in the spring of 1938, **Hyrum E. Johnson** of Provo was appointed supervisor of vocational education for Utah and Heber Valleys.*

*In the fall of 1941, the scattered classes throughout the two valleys were moved to a central location in south Provo, and the Fairgrounds Campus was enthusiastically welcomed by the staff and students. Provo School District assumed the financial supervision of the new school and both federal and state monies flowed through the District to the school. It became imperative that the school have proper identification and the name **Central Utah Vocational School** was selected. With the advent of World War II, most of the school's operating budget came from federal government funds for war production training.*

*The birth of the school as a state institution was March 15, 1945, when Governor Herbert B. Maw signed a bill appropriating \$50,000 to operate for the biennium of 1945-47. A second bill was introduced and adopted in 1947 making the school a permanent state institution without any cut-off date. In 1946 **Wilson W. Sorensen** was appointed director of the school by the Utah State Board for Vocational Education and was the chief executive officer until June 1982.*

In 1948 a new site, located between 1200 and 1400 North on 150 East in Provo, was obtained. The site was purchased by the four school districts (Alpine, Nebo, Provo and Wasatch) as well as Provo City and Utah County, with the understanding,

if the property were given to the school, the state would appropriate the money for buildings. The location of the campus was considered ideal because of accessibility to students from Provo High School, the Vocational School, or Brigham Young University.

*In March 1953, the name of the school was changed from Central Utah Vocational School to **Utah Trade Technical Institute**. In March 1967, the name was again changed, this time to **Utah Technical College at Provo**. In February 1966, the Utah State Board for Vocational Education approved granting Associate of Applied Science Degrees and on July 14, 1967, the State Board approved offering general education courses. In August of 1971, the Associate of Science Degree was approved.*

Enrollment growth became so immense, the Provo Campus was no longer adequate and a search for a new site was begun. Several locations in Provo and Orem were reviewed and a decision was made to purchase 185 acres in southwest Orem. This location was chosen because of its landscape, excellent traffic flow, and accessibility. The business education building, student center, heating plant, and auto trades building were occupied at the beginning of the 1976-77 school year.

In 1974 the Associate of Science Degree was discontinued, but approval was given by the Board of Regents to again award the degree in December 1980. In 1981 the Legislature approved granting an Associate of Science Degree in general education on a three-year probationary basis with permanent approval in 1985.

*On June 1, 1982, Wilson W. Sorensen retired as President, and the Board of Regents selected **Dr. J. Marvin Higbee** as the new President.*

Since the move to the Orem Campus, the College continued to grow with a trades building, learning resource center, athletic center and administration building added. As classes and service facilities were moved from Provo to Orem, the vacated areas were filled by new programs, thus maintaining a split campus. A new science building was occupied in fall 1989. An extensive addition to the Learning Resource building was completed for use in 1992.

Beginning fall quarter 1985, articulation was completed with Weber State College to offer a four-year bachelor's degree in electronic technology while students continue their advanced courses on this campus. In winter quarter 1987, the same opportunity was offered students in the computer information systems program.

*In 1987, the legislature approved a name change better reflecting the location and mission of the College--**Utah Valley Community College**.*

*In October 1987, Dr. J. Marvin Higbee resigned as President, and **Dr. Lucille T. Stoddard** was appointed Acting President until a new chief executive officer was selected.*

***Dr. Kerry D. Romesburg** was appointed President of Utah Valley Community College on July 17, 1988.*

The Board of Regents approved the Associate of Arts Degree in 1987. In 1989 the Regents and State Legislature approved funding for the Associate Degree Nursing program.

On October 21, 1988, the College was granted permission by the State Board of Regents to convert from the quarter to the semester calendar system. This change became effective fall semester 1990.

A four-year accounting program became available to students beginning fall semester 1990, through Utah State University.

In 1989, the College added an International Studies Center to coordinate exchange programs, bring international students on campus, and assist in giving faculty exchange opportunities. During this same period, Utah Valley Community College became one of the first community colleges in the United States to sign an exchange agreement with Soviet Russia. Exchange agreements were reached with Central America and Caribbean countries, China, Hong Kong, Japan, Taiwan and Germany.

On August 1, 1991, Dr. Sharon Staples was appointed Director of the new University Center and assumed responsibility for bachelor's degree programs in accounting, criminal justice, and electronic engineering technology. These programs were offered on the UVSC campus, and degrees were awarded through Utah State and Weber State Universities.

On January 17, 1992, the Utah State Board of Regents directed Utah Valley Community College and the Commissioner of Higher Education to develop a proposed model or plan for offering a limited number of high demand bachelor's degree programs directed to the needs of the region. The Regents' action directed that the model include the following: full data on costs with a 5-year projection, enrollment projections, program offerings, deployment of faculty, quality safeguards, accreditation processes, library and other requirements.

*A five-year, renewable consortium agreement was established between **Utah Valley Community College** and the **Kiev College of Hotel Management**. The program began in September 1992 in Kiev, Ukraine.*

*On July 1, 1993, the Board of Regents changed the name of the College to **Utah Valley State College**, and UVSC was given provisional accreditation by Northwest Accrediting Association to offer four-year degree programs in Business Management, Computer Science and Information Systems, and Technology Management. The mission of the college was expanded to include four-year degree programs. At the same time, UVSC became the first U.S. institution to receive accreditation for programs offered in the former Soviet Union.*

During the 1993-94 school year, construction was completed on the Student Center Expansion and the new Theater. The Northwest Accrediting Association granted accreditation on June 22, 1994.

The Spring of 1995 saw the retirement of Dr. Tom Perkins as Women's Basketball Coach. During a 12-year span, his teams compiled 275 wins and 46 losses, the highest winning percentage of any active junior college coach.

On December 14, 1995, the Northwest Association of Schools and Colleges granted full accreditation for all programs offered by the College, including the baccalaureate programs.

The Special Events Center was completed in January of 1996. The facility was named the David O. McKay Events Center after a multimillion-dollar anonymous donation. The arena is a multi-purpose facility that will not only meet the need for physical education class space, but also is home to many community events. In January of 1997, the single game attendance record for any National Junior College Athletic Association team was set. The NBA-like atmosphere was witnessed by 8,063 fans.

The fall semesters of 1996 and 1997 brought Elementary Education and Hospitality Management as new four-year degrees, respectively. A two-year Dental Hygiene program was also added in January 1998.

The new Mountainland Advanced Technology Center (MATC) building was completed in May 1998, they were previously housed at the Provo Campus. The MATC is a job-preparation and skills upgrade source for the Mountainland region.

The fall semester of 1999 brought five new four-year degrees, including: Accounting, Behavioral Science, Biology, Fire Services Administration, and Paralegal Studies. UVSC also began construction on a new Information Science Building. The expected completion date is fall of 2001.

The 2000 year was a great year for women's athletics. The women's softball team brought home UVSC's first national championship. Jed Gibson was named the national coach of the year for women's cross-country and Sam Atoa was named the national coach of the year for women's Volleyball.

In the summer of 2000, construction to expand the Student Center began, and UVSC purchased and remodeled the Utah County Journal Building on the southeast corner of campus. By fall of 2000, three new four-year degrees were added, including: Criminal Justice, Aviation Professional Pilot, and English.

*Sources: A Miracle in Utah Valley--The Story of Utah Technical College 1941-1982 by Wilson W. Sorensen
Utah Valley State College--Office of Vice President for Academic Affairs
Utah Valley State College--Office of the President
Utah Valley State College--College Relations*

COLLEGE CALENDAR 2001 SPRING SEMESTER

Classes Begin.....	January 3
Human Rights Day Holiday	January 15
President's Day Holiday.....	February 19
Spring Break	March 14-16
Good Friday Holiday.....	April 13
Classes End	April 20
Final Examinations	April 23-26
Commencement	April 27

COLLEGE CALENDAR 2001 SUMMER SEMESTER

Session I (First 5 weeks - 24 days)

Classes Begin.....	April 30
Memorial Day Holiday.....	May 28
Classes End.....	June 1

Session II (First 7 1/2 weeks - 36 days)

Classes Begin.....	April 30
Memorial Day Holiday.....	May 28
Classes End.....	June 19

Session III (Full 15 weeks - 72 days)

Classes Begin.....	April 30
Memorial Day Holiday.....	May 28
Independence Day Holiday.....	July 4
Pioneer Day Holiday.....	July 24
Classes End	August 10

COLLEGE CALENDAR 2001 SUMMER SEMESTER

(Continued)

Session IV (Last 10 weeks - 48 days)

Classes Begin.....	June 4
Independence Day Holiday.....	July 4
Pioneer Day Holiday.....	July 24
Classes End.....	August 10

Session V (Second 7 1/2 weeks - 36 days)

Classes Begin.....	June 20
Independence Day Holiday.....	July 4
Pioneer Day Holiday.....	July 24
Classes End.....	August 10

COLLEGE CALENDAR 2001 FALL SEMESTER

Classes Begin.....	August 22
Labor Day Holiday	September 3
Student Fall Break	September 27-28
Thanksgiving Holiday	November 21-23
Classes End.....	December 7
Final Examinations	December 11-14
Fall Semester Ends	December 14

COLLEGE PRESIDENTS

Mr. Wilson W. Sorensen	1946-1982
Dr. J. Marvin Higbee	1982-1988
Dr. Kerry D. Romesburg	1988-present

COLLEGE NAME CHANGES

1941	Central Utah Vocational School
1963	Utah Trade Technical Institute
1967	Utah Technical College at Provo
1987	Utah Valley Community College
1993	Utah Valley State College

Source: Utah Valley State College, Office of the President

UTAH STATE BOARD OF REGENTS

<u>Name</u>	<u>Term*</u>
Jerry C. Atkin	2005
Pamela J. Atkinson	2003
Aileen H. Clyde, Vice Chair	2001
David J. Grant	2001
L. Brent Hoggan	2003
Karen H. Huntsman	2001
James S. Jardine	2005
Michael R. Jensen	2005
Charles E. Johnson, Chair	2003
David J. Jordan	2003
E. George Mantes	2005
Rob Peterson	2001
Winn L. Richards	2003
Paul S. Rogers	2001
Maria Sweeten	2005
Cecelia H. Foxley, Commissioner	

* Term expires June 30 of year indicated.

Source: Utah State Board of Regents Office

UTAH STATE BOARD OF REGENTS CHAIRS

Charles E. Johnson	1997-Present
Kenneth G. Anderton	1994-1997
Steven E. Snow	1993-1994
Douglas S. Foxley	1989-1993
W. Eugene Hansen	1987-1989
Sue Marie Young	1985-1987
Kem C. Gardner	1981-1985
Donald B. Holbrook	1977-1981
George G. Hatch	1973-1977
Donald B. Holbrook	1973-1973
Peter W. Billings	1969-1973

UTAH COMMISSIONERS OF HIGHER EDUCATION

Cecilia H. Foxley	1993-present
Wm. Rolfe Kerr	1985-1993
Arvo Van Alstyne	1981-1985
Terrel H. Bell	1976-1981
G. Homer Durham	1969-1976

Source: Utah State Board of Regents Office Website

UTAH STATE BOARD OF EDUCATION
UTAH STATE BOARD FOR APPLIED TECHNOLOGY EDUCATION CHAIRS

2001	Kim R. Burningham	1976	Joan Burnside
2000	Jill G. Kennedy	1975	Reuben D. Law
1999	John L. Watson	1973-1974	W. Robert Wright
1997-1998	Katharine B. Garff	1972	John L. Owen
1995-1996	Marlon O. Snow	1970-1971	Helen B. Ure
1991-1994	Neola Brown	1968-1969	LeGrand P. Backman
1990	Jay Liechty	1966-1967	Lynn S. Richards
1988-1989	Ruth Hardy Funk	1964-1965	Sheldon S. Allred
1985-1987	Keith T. Checketts	1962-1963	LeGrand P. Backman
1984	M. Richard Maxfield	1960-1961	Moroni H. Brown
1982-1983	Oscar McConkie	1958-1959	W. C. Cole
1981	Jay Monson	1956-1957	Charles A. White
1980	W. Dean Belnap	1954-1955	R. V. Larson
1979	Lila Bjorklund	1952-1953	Rulon Hinkley
1978	Jay Monson	1950-1951	William O. Bentley
1977	W. Dean Belnap	1944-1949	E. Allen Bateman
		1940-1943	Charles H. Skidmore

* Chairs serve for the calendar year
 Source: Utah State Office of Education

UTAH SYSTEM OF HIGHER EDUCATION

Institution

College of Eastern Utah
Dixie State College of Utah
Salt Lake Community College
Snow College
Southern Utah University
University of Utah
Utah State University
Utah Valley State College
Weber State University

President

Dr. Grace Sawyer Jones
Dr. Robert C. Huddleston
Dr. H. Lynn Cundiff
Dr. Gerald J. Day
Dr. Steven D. Bennion
Dr. J. Bernard Machen
Dr. Kermit Hall
Dr. Kerry D. Romesburg
Dr. Paul H. Thompson

Source: Utah System of Higher Education

TUITION AND STUDENT FEES

	<u>Fall 1995</u>	<u>Fall 1996</u>	<u>Fall 1997</u>	<u>Fall 1998</u>	<u>Fall 1999</u>	<u>Fall 2000</u>
Resident						
Based on:						
5 Credit Hours	\$359.45	\$371.50	\$383.50	\$400.80	\$415.35	431.00
10 Credit Hours	\$632.35	\$644.00	\$663.50	\$688.92	\$713.25	737.00
15 Credit Hours	\$727.85	\$737.00	\$759.50	\$786.92	\$814.25	841.00
Non-Resident						
Based on:						
5 Credit Hours	\$1065.70	\$1077.75	\$1114.50	\$1147.80	\$1187.60	1227.00
10 Credit Hours	\$1953.60	\$1965.25	\$2034.50	\$2095.92	\$2163.00	2243.00
15 Credit Hours	\$2295.10	\$2304.25	\$2386.50	\$2457.92	\$2535.00	2631.00

The tuition and fee schedule is partially linear; therefore, the amounts charged for tuition and fees change at each increment of total credit hours enrolled. The above figures show the amounts for three of these increments: 5, 10 and 15 credit hours.

Source: Utah Valley State College, Class Schedules

STUDENT BODY PRESIDENTS

Jared Finch	Mapleton, UT	2000-2001
Baron Rohbock	Lindon, Utah	1999-2000
Dave Nabrotzky	Corona, California	1998-1999
J. Steven Beck	Provo, Utah	1997-1998
Phil L. Clegg	Kamas, Utah	1996-1997
Terry Ann Harward	Provo, Utah	1995-1996
Shad Sorenson	Oakley, Utah	1994-1995
Stephen Hatch	American Fork, Utah	1993-1994
Paul Von Strahl	Orem, Utah	1992-1993
Ken Patey	Orem, Utah	1991-1992
Kelly Bitters	Orem, Utah	1990-1991
Deryn Young	Alton, Utah	1989-1990
Jim Woods	Provo, Utah	1988-1989
Ben Gould	Orem, Utah	1987-1988
George Marshall	Orem, Utah	1986-1987
Bobby Thomas	California	1985-1986
Jay Deuel	Tucson, Arizona	1984-1985
Gordon Wilson	Lehi, Utah	1983-1984
Scott Banasky	Green River, Utah	1982-1983
Kerry Graves	Mapleton, Utah	1981-1982

STUDENT BODY PRESIDENTS (continued)

Mark Fisher	Lanham, Maryland	1980-1981
Lee Barrus	Othello, Washington	1979-1980
Bruce Burnett	Provo, Utah	1978-1979
Blake Buhler	American Fork, Utah	1977-1978
William Reese	Vernal, Utah	1976-1977
Mel Poulsen	Richfield, Utah	1975-1976
LaVerl Crosby	Provo, Utah	1974-1975
Randy Kidman	Ogden, Utah	1973-1974
Terry K. Holt	Brigham City, Utah	1972-1973
Ken Law	Springville, Utah	1971-1972
Norm Thorson	Provo, Utah	1970-1971
Richard L. Evans	Orem, Utah	1970-1971
Doug Wright	Provo, Utah	1969-1970
Bruce Smith	Orem, Utah	1968-1969
Gary Houser	Orem, Utah	1967-1968
Jim Tilson	Spanish Fork, Utah	1966-1967
Donald P. Fordham	Pleasant Grove, Utah	1965-1966
Chuck Goodyear	Indianapolis, Indiana	1964-1965
Glen LaVar Cox	Hinkley, Utah	1963-1964

STUDENT BODY PRESIDENTS (continued)

Robert Button	Provo, Utah	1962-1963
Paul Hart	Orem, Utah	1961-1962
Duane Johnson	Showlow, Arizona	1960-1961
Duane Johnson	Showlow, Arizona	1959-1960
William Nuttall	Provo, Utah	1958-1959
James G. Goodman	Roy, Utah	1957-1958
Lynn Powell	Nephi, Utah	1956-1957
Blane Elton	Santaquin, Utah	1955-1956
Clark Jolley	Pleasant Grove, Utah	1954-1955
Calvin Davies	Panguitch, Utah	1953-1954
William H. White	Goshen, Utah	1952-1953
Mark Anderson	Provo, Utah	1951-1952
Bill Hales	Pocatello, Idaho	1950-1951
Thomas Donald Forsyth	Provo, Utah	1949-1950
Lee Russell Cardall	Salt Lake City, Utah	1948-1949
Mark H. Nilsen	Provo, Utah	1947-1948
Don A. Taylor	Spanish Fork, Utah	1946-1947

Source: Utah Valley State College, Student Government

TEACHER OF THE YEAR

1999-2000	Paul J. Bybee Kathie Debenham David E. Manning Colleen Vawdrey Sandy L. Vogel	1995-1996	Darin Taylor Joseph Hwang Benjamin Bean John Niels Kathryn Hall	1992-1993	Steve Adams
1998-1999	John Jarvis David Richard Keller David O. Litchford Don Ray Nelson Michael Jay Shively	1994-1995	Clixie Larson Larry E. Roberts Susanne R. Loris Ronald J. Hammond	1991-1992	Del Shumway
1997-1998	William B. Cobb, Jr. Karin Sue Davidson K.D. Taylor Renee Van Buren	1993-1994	Doris Garner Bret H. Boyer Loretta Palmer Anita Musto G. Randall King Gordon B. Garrett	1990-1991	Larry B. Marsing
1996-1997	JaNae Brown Haas Doug Bradley Deborah Marrott Pat Ormond Christine Walker			1989-1990	Barbra Ann Hoge
				1988-1989	David O. Litchford
				1987-1988	Elma Mack
				1986-1987	Kim I. Brewster
				1985-1986	Wesley M. Bitters
				1984-1985	Douglas L. Jorgensen
				1983-1984	Rulon J. Wells
				1982-1983	James E. Barnes
				1981-1982	Not available
				1980-1981	Stephen M. Trane
				1979-1980	Robert F. Steele
				1978-1979	Rex Losee
				1977-1978	J.D. Davidson
				1976-1977	Elma Mack

Source: Utah Valley State College, Vice President of Academic Affairs

DISTINGUISHED EMPLOYEE OF THE SEMESTER

FALL 2000	Vickie Snelson Bonnie Cook Ken Mathews	SPRING 1997	Kristi Dockstader Jolene Nuttall Ann Lickey
SPRING 2000	Margaret Lynn Marietta Evans	FALL 1996	Dan Lukins Claudine Boothe Richard Nielson
FALL 1999	Neva Joy Hopkins Tracy Adams Kim Beck	SPRING 1996	Data unavailable
SPRING 1999	Data Unavailable	FALL 1995	Irene Young Bart Jacobs Julie Bagley
FALL 1998	Mike Duffin Lois Hicks Jamie Winn	SPRING 1995	Lynnae Marsing Denise Pino Rhondelle Rasmussen
SPRING 1998	Junko Watabe Helen Kennington Margaret Bellon	FALL 1994	Nancy Bartlett Mark Bezzant Judy Bleggi
FALL 1997	Tara Yates Joyce Oliphant Michael V. Jacobsen		

Source: Utah Valley State College, Professional Association of College Employees

ATHLETICS

FINAL RECORDS AND CONFERENCE FINISHES

	<u>1994-95</u>	<u>1995-96</u>	<u>1996-97</u>	<u>1997-98</u>	<u>1998-99</u>	<u>1999-00</u>
WOMEN						
Basketball	28-4 (2 nd)	29-6 (1 st)	25-7 (1 st)	23-10 (2 nd)	15-17(7 th)	22-9 (2 nd)
Softball	15-30 (3 rd)	14-26 (5 th)	32-20 (2 nd)	31-17 (2 nd)	43-10(1 st)	46-14 (2 nd) *
Volleyball	28-9 (1 st)	28-9 (1 st)	31-12 (2 nd)	31-11 (1 st)	46-9(2 nd)	32-12 (3 rd)
Rodeo	4 th	4 th	6 th	**	**	**
MEN						
Basketball	22-10 (4 th)	29-6 (1 st)	24-8 (3 rd)	22-9 (5 th)	24-8(3 rd)	18-13 (6 th)
Baseball	24-21 (3 rd)	31-21 (2 nd)	37-20 (2 nd)	42-15 (1 st)	19-32(8 th)	31-24 (2 nd)
Rodeo	3 rd	2 nd	3 rd	*	*	

*The UVSC women's softball team won the National Championship title at Kisimmee, Florida on May 20, 2000.

** Rodeo is no longer an intercollegiate sport.

Source: Utah Valley State College, Athletic Department.

HONORARY DEGREE RECIPIENTS

Nadine Gillmor	2000	Larry H. Miller	1994
Ibrahim Kamel	2000	Janine Pease-Windy Boy	1994
		Neal Savage	1994
Kurt Bestor	1999		
		DeLance W. Squire	1993
Bill Pope	1998		
Margaret Pope	1998	Alan Ashton	1992
		Lavorn Sparks	1992
Dr. Steven R. Covey	1997		
Karen Ashton	1997	Joe Cannon	1991
Dr. Wm. Rolfe Kerr	1997	Veonne Howlett	1991
Honorable Michael O. Leavitt	1996	Donald Holbrook	1990
Marlon O. Snow	1996	Orville Gunther	1990
Ronald A. Rasband	1995	Roy Despain	1989
Shunji Aoki	1995	Florence Ragan	1989
Honorable LeRay L. McAllister	1995		

HONORARY DEGREE RECIPIENTS

(continued)

Raymond J. Norda	1988	Sylvia C. Anderson	1977
Grant Burgeon	1987	Calvin L. Rampton	1977
Paul Rogers	1987	J.C. Moffitt	1975
Bill Anderson	1986	ElRoy Nelson	1975
James R. Moss	1985	Glen R. Swenson	1975
Don E. James	1984	Seth P. Billins	1974
Charles E. Peterson	1984	Frank S. Dain	1974
Hyrum E. Johnson	1983	Richard DeJong	1973
Wilson W. Sorensen	1983	Jack C. Higbee	1973
		Richard S. Prows	1973
		Edna H. Baker	1971
James S. Clark	1978	John O. Beesley	1971
Theron J. Luke	1978	Edmund M. Evans	1971
Helen B. Ure	1978	Von H. Robertson	1971

Source: Utah Valley State College, College Relations

UTAH VALLEY POPULATION

<u>AREA</u>	<u>1970</u>	<u>1980</u>	<u>1994</u>	<u>2000</u>	(Projected)
Alpine	1,047	2,649	4,547	5,902	
American Fork	7,713	12,564	18,194	22,486	
Cedar Fort	NA	NA	NA	309	
Cedar Hills	NA	571	1,465	2,904	
Eagle Mountain	NA	NA	NA	2,144	
Elk Ridge	NA	381	1,036	1,520	
Genola	424	630	1,069	948	
Goshen	459	582	610	684	
Highland	NA	2,435	5,909	7,726	
Lehi	4,659	6,848	10,535	17,936	
Lindon	1,644	2,796	4,989	7,451	
Mapleton	1,980	2,726	4,203	5,214	
Orem	25,729	52,399	74,402	81,223	
Payson	4,501	8,246	10,837	13,237	
Pleasant Grove	5,327	10,833	15,813	21,788	
Provo	53,131	74,108	88,519	112,183	
Salem	1,081	2,233	3,091	3,667	
Santaquin	1,236	2,175	2,676	3,599	
Saratoga Springs	NA	NA	NA	1,221	
Spanish Fork	7,284	9,825	13,522	18,552	
Springville	8,790	12,101	15,762	17,632	
Woodland Hills	NA	NA	NA	1,190	

Source: Utah Foundation Statistical Review of Government in Utah, 1998 Edition
and Utah Governor's Office of Planning & Budget, 1999

EMPLOYMENT IN THE MOUNTAINLAND REGION BY TYPE

<u>OCCUPATION</u>	<u>2000</u>
Agricultural Services	4,580
Construction	12,640
Finance, Insurance, and Real Estate	6,130
Government	9,400
Manufacturing	20,620
Mining	140
Self-employed	45,800
Services	76,450
Transportation, Communication, and Utilities	2,920
Wholesale and Retail Trade	40,010

Source: Utah Job Outlook 2000-2005

ADMINISTRATION

CONTENTS

ADMINISTRATION

Board of Trustees	27
Board of Trustees Chairs.....	28

BOARD OF TRUSTEES

Members Appointed by the Governor of Utah

<u>NAME</u>	<u>TERM EXPIRES</u>
David R. Bradford	June 30, 2001
Dan Campbell	June 30, 2005
Wilford W. Clyde (Co-Vice Chair)	June 30, 2003
Ronald J. Dallin	June 30, 2003
Jared Finch	April 30, 2001
Marianne F.G. Heaps (Co-Vice Chair)	June 30, 2003
Douglas W. Morrison (Chair)	June 30, 2001
Barbara Smith	April 10, 2002
Paul K. Sybrowsky	June 30, 2001
John H. Zenger	June 30, 2001

Source: Utah Valley State College, Office of the President

BOARD OF TRUSTEES CHAIRS

	<u>When Elected</u>
Douglas W. Morrison	August 1999
Paul Sybrowsky	August 1997
Beth Tolbert	August 1995
Alan Ashton	September 1993
Ray Harding	September 1991
DeLance Squire	July 1989
Mary Anne Wood	September 1985
Howard Pace	July 1982
Charles Bates	July 1980
Grant Burgon	July 1978

FACULTY

CONTENTS

FACULTY

Age Distribution of Full-time Faculty by Degree and Gender.....	29
Ethnic Distribution of Full-time Faculty by Degree and Gender	30
Universities Represented by Doctorates of Contract Faculty and Administrators.....	31
Rank by Department.....	34
Total Number of Employees	37

**AGE DISTRIBUTION OF FULL-TIME FACULTY
BY DEGREE AND GENDER
December 2000**

		<u>26-30</u>	<u>31-35</u>	<u>36-40</u>	<u>41-45</u>	<u>46-50</u>	<u>51-55</u>	<u>56-60</u>	<u>Over 60</u>
Doctorate	Male	1	4	5	4	5	7	6	5
	Female	0	1	6	2	2	5	1	1
Masters	Male	0	3	3	6	5	5	6	5
	Female	3	2	3	4	4	4	4	1
Bachelors	Male	0	2	3	4	3	4	3	2
	Female	1	1	1	1	3	1	1	0
Associate	Male	0	1	0	0	1	3	1	1
	Female	0	0	0	0	0	0	0	0
Trade School	Male	0	0	1	1	2	0	1	1
	Female	0	0	0	0	0	0	0	0
Not Specified	Male	0	2	4	4	2	3	1	3
	Female	1	1	1	1	2	0	4	2
Total		6	17	27	27	29	32	28	21

Source: Utah Valley State College, Human Resources Department

**ETHNIC DISTRIBUTION OF FULL-TIME FACULTY
BY DEGREE AND GENDER
December 2000**

		American Indian <u>Alaska/Native</u>	Asian Pacific <u>Islander</u>	<u>Black</u>	<u>Caucasian</u>	<u>Hispanic</u>	<u>Not Specified</u>
Doctorate	Male	0	1	0	35	1	0
	Female	0	1	0	16	0	1
Masters	Male	1	2	0	30	0	0
	Female	0	0	0	25	0	0
Bachelors	Male	0	0	2	19	0	0
	Female	0	0	0	7	2	0
Associate	Male	0	0	0	7	0	0
	Female	0	0	0	0	0	0
Trade School	Male	0	0	0	6	0	0
	Female	0	0	0	0	0	0
Not Specified	Male	0	1	0	14	0	4
	Female	0	0	0	8	1	3
Total		1	5	2	167	4	8

Source: Utah Valley State College, Human Resources Department

UNIVERSITIES REPRESENTED BY DOCTORATES OF CONTRACT FACULTY & ADMINISTRATORS 2000-01

<u>Faculty</u>	<u>University</u>	<u>Faculty</u>	<u>University</u>
Abbott, Scott	Princeton University	Callison, James	University of Arizona
Andrist, Kathy	Brigham Young University	Carey, Ernest	University of Hawaii
Anderson, Genan	Brigham Young University	Carney, Rob	University of SW Louisiana, Lafayette
Anderson, Russell	University of Arizona	Chipman, Ken	Brigham Young University
Bahr, Damon L.	Brigham Young University	Cobb, William W.	University of Colorado
Barthel, Brian R.	Southern Illinois University, Carbondale	Cook, Bradley J.	University of Oxford
Bennett, Lyn	University of Kansas	Corrigan, Stephanie	University of Virginia, Charlottesville
Bennion, Janet	University of Utah	Cousins, Robert J.	Purdue University
Benson, Linda F.	Brigham Young University	DeBry, Roger K.	University of Utah
Birch, Brian D.	Claremont Graduate School, Claremont	Dodwell, Karen	University of Houston
Bracken, Mark E.	Brigham Young University	Eagar, L. Brent	University of Washington
Buchman, Joseph	Indiana University	Englehardt, Elaine	University of Utah
Bule, Steven C.	Ohio State University	Farnsworth, Briant J.	Brigham Young University
Bulger, Jeffrey	University of Tennessee	Fillmore, Jane	Brigham Young University
Bullock, Brent	Brigham Young University	Fritze, Tamara	Washington State University
Bunds, Michael J.	University of Utah	Gardner, Norman	University of Utah
Butler, Rusty	University of Arizona	Gardner, Pamela	Brigham Young University
Bybee, Paul	Brigham Young University	Glenn, Lowell M.	George Washington University
Byrd, Elaine	Brigham Young University	Gordon, Philip	University of Illinois, Urbana-Champaign

**UNIVERSITIES REPRESENTED BY
DOCTORATES OF CONTRACT FACULTY & ADMINISTRATORS
2000-01
(continued)**

<u>Faculty</u>	<u>University</u>	<u>Faculty</u>	<u>University</u>
Gray, Lawrence J.	Arizona State University	Keller, David	University of Georgia
Greer, Dennis	Utah State University	Kyburz, Bonnie L.	University of South Florida
Gunawardena, Gamini	University of Utah	Lehnardt, Eberhard	Rice University
Gygi, Janice	University of Utah	Lewis, Scott C.	Montana State University
Hamblin, Laura	University of Denver	Li, Ya	University of Utah
Hammond, Ronald	Brigham Young University	Loveridge, Robert	New Mexico State University
Harris, James G.	University of Alberta Edmonton	Martin, D. Dee	Oregon State University
Harrison, Alene	Temple University	McKenna, Hazel	Brigham Young University
Hillman, Vance	Southern Illinois University	Mecham, Harvey	Brigham Young University
Hover, Thomas	Brigham Young University	Merrin, Christine Rossi	New Mexico State University
Hoyt, Jeff	University of Utah	Merrin, Stephen	New Mexico State University
Islam, Fairdul	University of Illinois, Urbana	Miraglia, Stephen J.	Arizona State University
Iroz, Kathryn	Northern Illinois University	Mizell, Karen L.	University of Oklahoma
Jaspersen, Jill	Brigham Young University	Nield, John	Idaho State University
Jensen, Douglas	University of Iowa	Olson, Floyd	University of Northern Iowa
Jensen, Jack	Brigham Young University	Oyler, Dee	Brigham Young University
John, Cameron R.	University of Arizona	Price, James V.	University of Colorado, Boulder
Jones, Christopher G.	Utah State University	Palmer, Loretta	Brigham Young University
Kazemzadeh, Masoud	University of Southern California, LA	Parker, Bruce	Utah State University

**UNIVERSITIES REPRESENTED BY
DOCTORATES OF CONTRACT FACULTY & ADMINISTRATORS
2000-01
(continued)**

<u>Faculty</u>	<u>University</u>	<u>Faculty</u>	<u>University</u>
Perkins, Thomas	Brigham Young University	Spencer, Mark	Ohio State University
Peterson, Nancy L.	University of Virginia	Staples, Sharon L.	University of Utah
Pierce, Linda	Brigham Young University	Stoddard, Lucille T.	Utah State University
Rasmussen, Kirk	University of Utah	Strange, Joe C.	University of Arkansas, Little Rock
Raynes, Joseph L.	Texas A & M University	Tanner, Paul	Bowling Green State University
Riboldi, Liliانا	University of Utah	Taylor, Paul L.	University of Utah
Richan, Pat	University of Northern Colorado	Thomas, Ryan	Brigham Young University
Richards, Grant L.	Brigham Young University	Thornton, Debra L.	University of New Mexico, Albuquerque
Robbins, Robert	University of Illinois	Tueller, Alden B.	University of California
Romesburg, Kerry D.	Arizona State University	Van Buren, Renee	Arizona State University
Rushforth, Sam	Brigham Young University	Vawdrey, Colleen	Utah State University
Seagle, Donald B.	Southern Illinois University, Carbondale	Vogel, Charles	University of California, Davis
Shively, Michael	Purdue University	Von Diether, Barbara	Brigham Young University
Shumway, Del K.	Washington University, St. Louis	Wager, Jans B.	University of California, Davis
Sievers, Raymond A.	University of Northern Colorado	Warner, Douglas E.	Arizona State University
Silvia, Alfred	University of Pittsburgh	Whaley, Wayne	Brigham Young University
Smith, D. J.	University of Utah	Wilson, Ian Kenneth	University of Calgary
Smith, Les	Brigham Young University	Winn, Bradley A.	University of Michigan
Snedegar, Keith	University of Oxford	Worthington, J. Karl	University of Iowa
Spafford, Ann	Brigham Young University	Yells, David P.	University of Nebraska

Source: Utah Valley State College, Vice President for Academic Affairs

RANK BY DEPARTMENT 2000-01

<u>DEPARTMENT</u>	<u>PROFESSOR</u>	<u>ASSOCIATE PROFESSOR</u>	<u>ASSISTANT PROFESSOR</u>	<u>INSTRUCTOR</u>
Accounting	3	4	1	2
Air Conditioning/Refrigeration	0	3	0	0
American Sign Language	0	0	0	1
Anthropology	1	1	4	0
Apprentice/Cooperative Education	0	0	1	0
Archeology	0	0	0	0
Art & Visual Communications	4	3	3	1
Astronomy	1	0	2	0
Automotive Technology	0	3	2	0
Aviation Science	0	0	1	3
Behavioral Science	0	0	0	0
Biology	4	5	4	1
Botany	0	1	1	0
Building Construction & Construction Management	1	0	1	2
Building Inspection Technology	0	0	3	0
Business Management	6	4	6	3
Business Systems Administration	4	4	3	3
Culinary Arts	0	0	1	2
Cabinetry/Architectural Woodworking	0	2	0	2
Chemistry	2	0	1	2
Criminal Justice	1	1	0	2

RANK BY DEPARTMENT

2000-01 (continued)

<u>DEPARTMENT</u>	<u>PROFESSOR</u>	<u>ASSOCIATE PROFESSOR</u>	<u>ASSISTANT PROFESSOR</u>	<u>INSTRUCTOR</u>
College Success Studies/Reading	2	3	4	1
Communications	0	0	1	0
Collision Repair Technology	0	0	1	1
Computer Science/Information Systems	3	5	6	1
Dental Hygiene	0	1	1	1
Diesel Mechanics Technology	1	2	0	0
Drafting Technology	4	0	2	1
Electrical Automation/Robotics Technology	1	0	0	1
Education, Child & Family Studies	2	3	7	2
Economics	1	0	0	0
Electronics/Computer Technology	3	2	0	1
English/Literature	2	4	2	2
Engineering	1	0	0	1
Environmental Technology	0	0	1	1
English/Second Language	2	1	2	0
Finance/Banking	0	1	0	1
Fire Science	0	2	2	1
Foreign Languages	2	1	2	0
Geography	1	0	0	0
Geology	2	0	2	0
History	2	2	2	0
Health & Physical Education	9	2	1	7
Hospitality Management	0	0	1	1

RANK BY DEPARTMENT
2000-01 (continued)

<u>DEPARTMENT</u>	<u>PROFESSOR</u>	<u>ASSOCIATE PROFESSOR</u>	<u>ASSISTANT PROFESSOR</u>	<u>INSTRUCTOR</u>
Humanities & Philosophy	2	2	5	2
Heating/Ventilation/Air Conditioning	0	0	0	0
Integrated Studies	0	2	0	0
Language Arts	1	0	0	0
Legal Assistant	2	2	0	3
Life Science	1	0	0	0
Lineman Technology	0	0	1	2
Mathematics	8	9	7	5
Multimedia Communication Technology	0	1	1	1
Meteorology	1	0	1	0
Machine Tool & Welding Technology	0	0	5	1
Nursing	5	4	7	2
Performing Arts	6	2	8	7
Physical Science	1	0	1	0
Physics	3	0	1	2
Political Science	1	0	1	0
Psychology	3	2	6	0
Sociology	1	2	6	0
Social Science	0	1	0	0
Technology Management	0	0	1	0
Professional Driving	0	1	0	0
Zoology	2	1	3	0

Source: Utah Valley State College Office of Institutional Research

TOTAL NUMBER OF EMPLOYEES
December 1, 2000

	<u>Male</u>	<u>Female</u>	<u>Total</u>
Executive/Administrative/Managerial	24	9	33
Faculty	196	94	290
Professional/Non-Faculty	170	110	280
Classified	96	199	295
Early Retirees	<u>12</u>	<u>12</u>	<u>24</u>
Total Head Count	498	424	922

HOURLY	<u>Male</u>	<u>Female</u>	<u>Total</u>
Professional/Administrative	32	42	74
Adjunct Faculty	534	299	833
Classified	270	314	584
Work Study Students	48	91	139
Other Students	<u>261</u>	<u>368</u>	<u>629</u>
Total Head Count	1,145	1,114	2,259

Source: Utah Valley State College, Human Resources Department

ENROLLMENT

CONTENTS

ENROLLMENT

Headcount Enrollment, Fall Semester 2000	38
Full-time Equivalent Enrollment, Fall Semester 2000	39
Enrollment Comparison - Annualized FTE Students, Budget Related (graph)	40
Enrollment History, Fall Semesters 1996-2000 (graph).....	41
Enrollment History, Spring Semesters 1996-2000 (graph)	42
Enrollment History, Summer Semesters 1996-2000 (graph)	43
County Resident/Non-Resident Headcount, Fall Semesters 1995-1999	44
Enrollment from Utah Counties, Fall Semester 2000.....	45
Main Feeder High Schools for UVSC, Fall Semester 2000	47
Resident/Non-Resident Headcount, Fall Semesters 1996-2000(graph).....	48
Headcount Enrollment by Utah County Residency, Fall Semesters 1995-1999 (graph)	49
Part-time/Full-time Headcount, Fall Semesters 1996-2000	50
Part-time/Full-time Headcount, Fall Semesters 1996-2000 (graph).....	51
Headcount by Area of Study, Fall Semester 2000 (graph)	52
Enrollment Comparison of Utah Universities/Colleges, Fall Semester 1999	53
Fall Headcount Enrollment Projections 2001-2010 (graph).....	54

HEADCOUNT ENROLLMENT FALL SEMESTER 2000

		TOTAL HEADCOUNT	20,946*		
Female	9,561	46%			
Male	11,385	54%	Non-resident	2,134	10%
			Resident	18,812	90%
Full-time	9,605	46%			
Part-time	11,341	54%	Concurrent	3,678	18%
			Non-concurrent	17,268	82%
Freshmen	12,618	60%			
Sophomores	4,112	20%	Continuing	9,627	46%
Juniors	2,439	12%	High School Students	3,678	18%
Seniors	1,777	8%	New	3,384	16%
Other/Not Specified	0	0%	Readmitted	2,428	11%
			Transfer	1,829	9%
American Indian	129	1%	Other/Not Specified	0	0%
Asian-Islander	289	1%			
Black	50	0%			
Hispanic	536	3%			
Non-resident Alien	465	2%			
White	19,462	93%			
Other/Not Specified	15	0%	Mean Age	22.2	

*Includes concurrent enrollment

Source: Utah Valley State College, Office of Institutional Research

**FULL-TIME EQUIVALENT ENROLLMENT
FALL SEMESTER 2000**

	TOTAL FULL-TIME EQUIVALENT (FTE)*	13,504**
Non-Resident	1,673	12%
Resident	11,831	88%
Full-time	8,908	66%
Part-time	4,596	34%

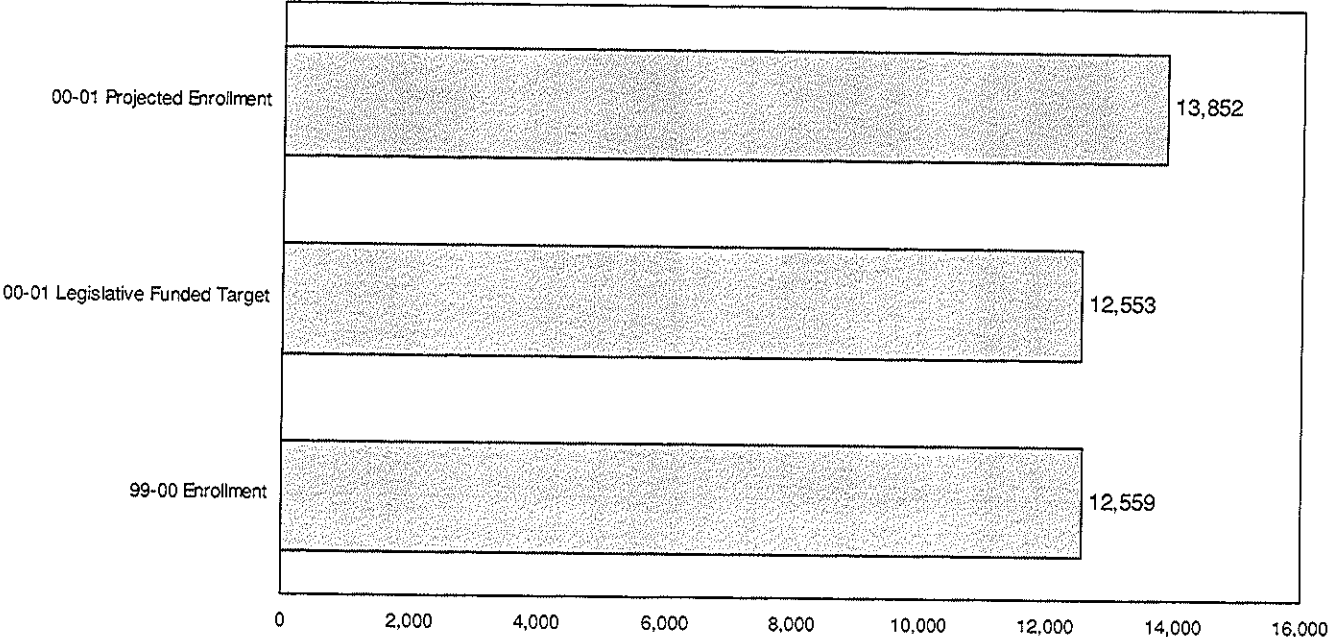
*Full-time equivalent is the total number of credit hours in which students are enrolled divided by 15 (the credit hour load of a hypothetical "full-time" student).

**Includes concurrent enrollment

Source: Utah Valley State College, Office of Institutional Research

ENROLLMENT COMPARISON

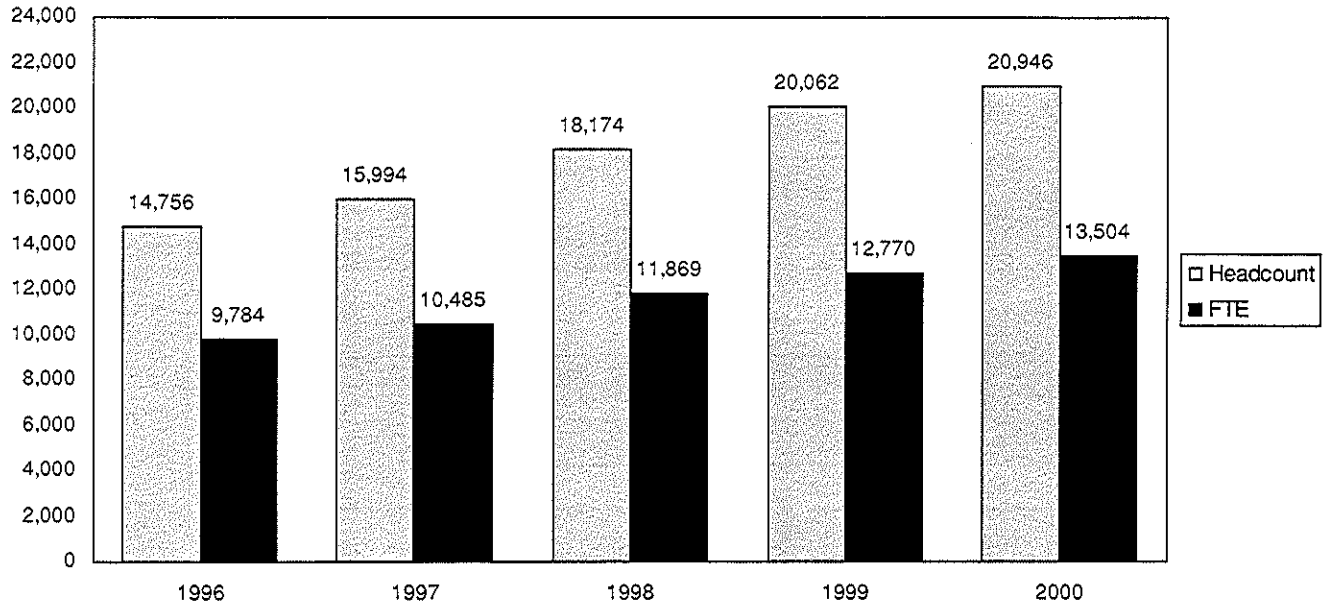
Annualized FTE Students - Budget Related



Source: Utah Valley State College, Budget Office

ENROLLMENT HISTORY

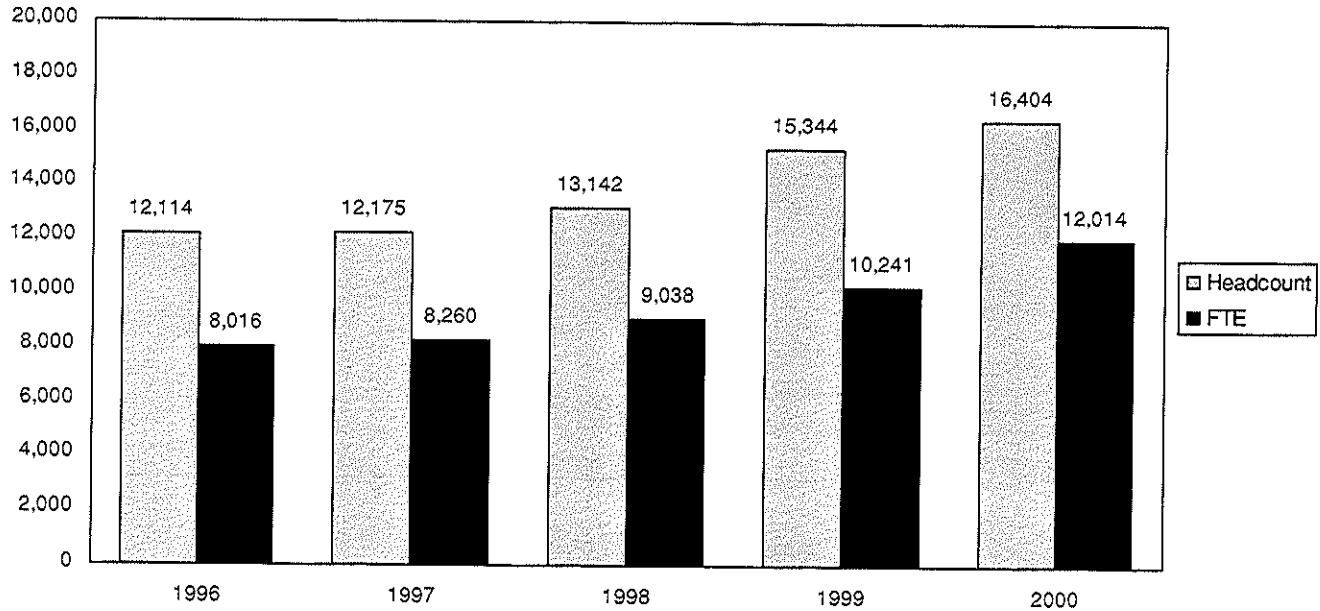
Fall Semesters 1996-2000



Source: Utah Valley State College, Office of Institutional Research

ENROLLMENT HISTORY

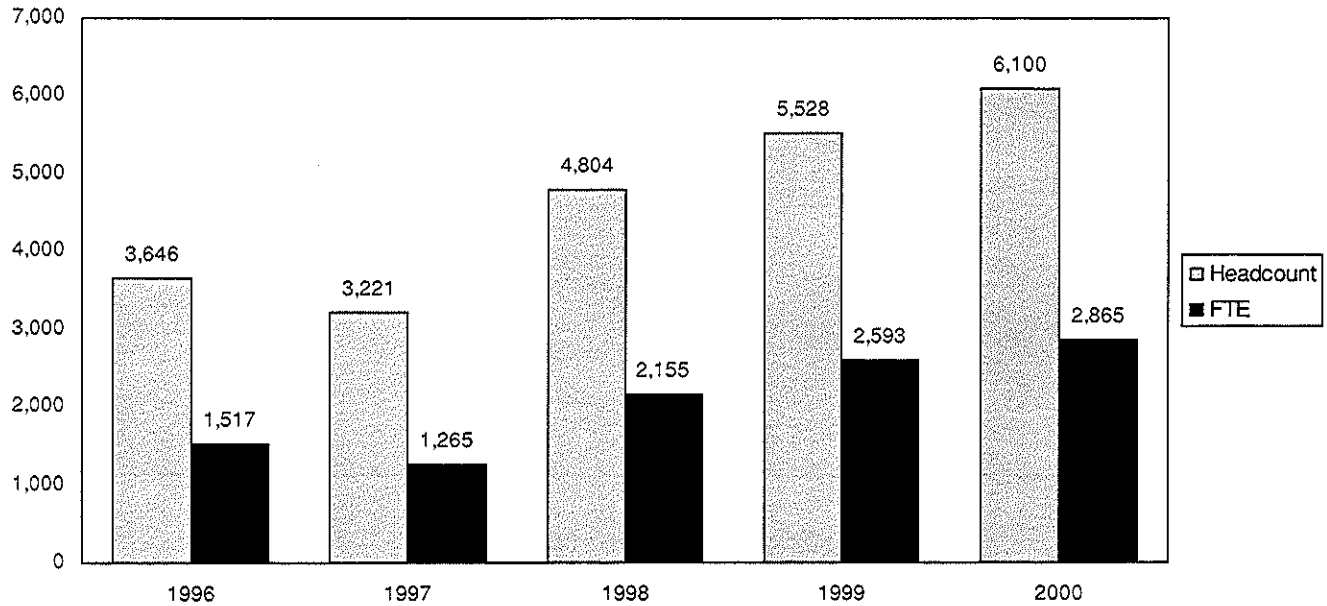
Spring Semesters 1996-2000



Source: Utah Valley State College, Office of Institutional Research

ENROLLMENT HISTORY

Summer Semesters 1996-2000



Source: Utah Valley State College, Office of Institutional Research

**COUNTY RESIDENT/NON-RESIDENT HEADCOUNT
FALL SEMESTERS 1995-1999**

	<u>1995</u>	<u>1996</u>	<u>1997</u>	<u>1998</u>	<u>1999</u>
TOTAL	14,041	14,756	15,994	18,174	20,062
Resident	12,609	13,374	14,430	16,462	18,235
%	90	91	90	91	91
Utah County	8,369	7,019	8,325	12,757	14,217
%	60	48	52	70	71
Salt Lake County	555	1,185	1,386	1,488	1,571
%	4	8	9	8	8
Wasatch County	262	216	275	420	494
%	2	2	2	2	2
Other Counties	3,423	4,954	4,444	1,797	1,953
%	24	33	28	10	10
Non-resident	1,432	1,382	1,564	1,712	1,827
%	10	9	10	9	9
Other States	1,161	1,087	1,228	1,340	1,462
%	8	7	8	7	7
International	271	295	336	372	365
%	2	2	2	2	2

Source: Utah System of Higher Education, 2000-01 Data Book

**ENROLLMENT FROM UTAH COUNTIES
FALL SEMESTER 2000**

<u>COUNTY</u>	<u>NUMBER OF STUDENTS</u>
Beaver	17
Box Elder	47
Cache	67
Carbon	34
Daggett	5
Davis	313
Duchesne	67
Emery	51
Garfield	51
Grand	10
Iron	65
Juab	193
Kane	54
Millard	193
Morgan	11
Piute	8

ENROLLMENT FROM UTAH COUNTIES
FALL SEMESTER 2000
(continued)

<u>COUNTY</u>	<u>NUMBER OF STUDENTS</u>
Rich	6
Salt Lake	1,666
San Juan	49
Sanpete	290
Sevier	102
Summit	204
Tooele	73
Uintah	116
Utah	14,301
Wasatch	528
Washington	126
Wayne	20
Weber	85
Total	18,752

Source: Utah Valley State College, Office of Institutional Research

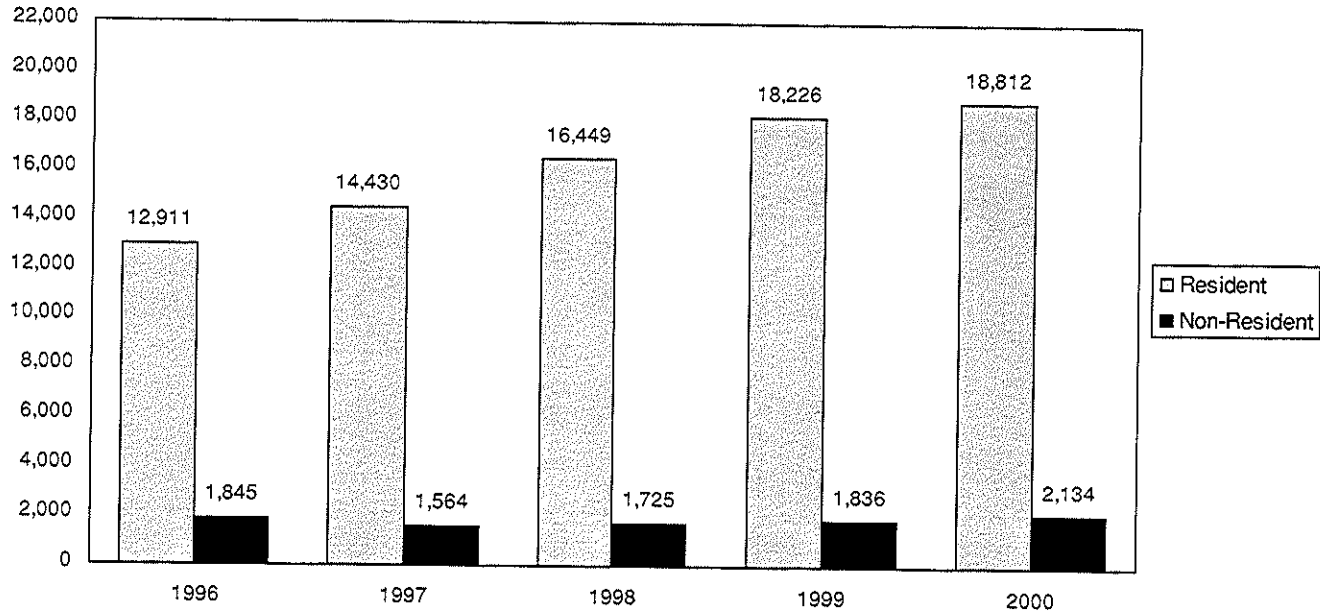
**MAIN FEEDER HIGH SCHOOLS FOR UVSC
FALL SEMESTER 2000**

<u>HIGH SCHOOL</u>	<u>NUMBER OF STUDENTS</u>
American Fork	778
Lehi	553
Lone Peak	301
Mountain View	1,362
Orem	1,157
Payson	744
Pleasant Grove	1,001
Provo	795
Spanish Fork	936
Springville	959
Timpanogas	581
Timpview	798

Source: Utah Valley State College, Office of Institutional Research

RESIDENT/NON-RESIDENT HEADCOUNT

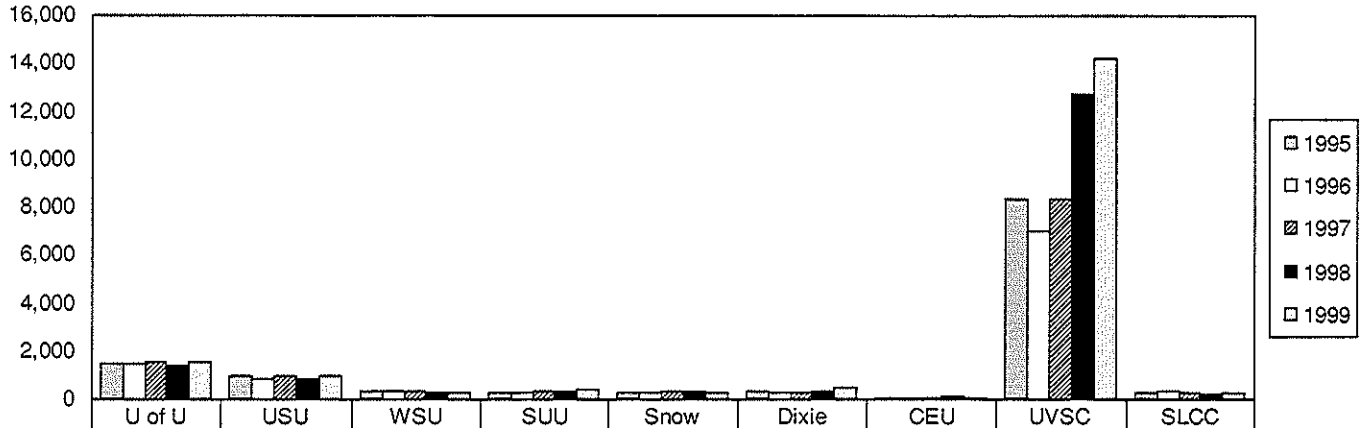
Fall Semesters 1996-2000



Source: Utah Valley State College, Office of Institutional Research

UTAH SYSTEM OF HIGHER EDUCATION

Headcount Enrollment by Utah County Residency



	U of U	USU	WSU	SUU	Snow	Dixie	CEU	UVSC	SLCC
1995	1,500	965	383	257	291	330	106	8,369	307
1996	1,460	879	356	301	294	276	92	7,019	363
1997	1,553	970	334	349	364	251	76	8,325	291
1998	1,415	862	305	362	334	362	111	12,757	243
1999	1,550	996	315	402	305	498	73	14,217	312

Source: Utah System of Higher Education, 2000-01 Data Book

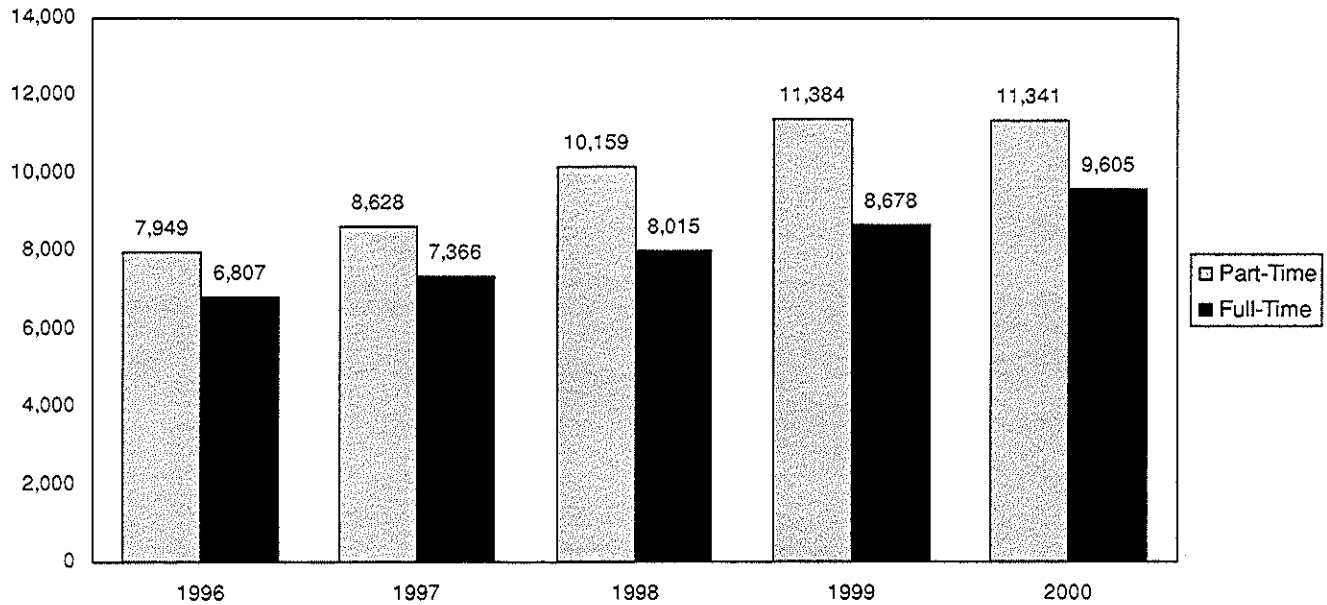
**PART-TIME/FULL-TIME HEADCOUNT
FALL SEMESTERS 1996-2000**

	<u>1996</u>	<u>1997</u>	<u>1998</u>	<u>1999</u>	<u>2000</u>
TOTAL	14,756	15,994	18,174	20,062	20,946
Part-time	7,949	8,628	10,159	11,384	11,341
Full-time	6,807	7,366	8,015	8,678	9,605

Source: Utah Valley State College, Office of Institutional Research

PART-TIME/FULL-TIME HEADCOUNT

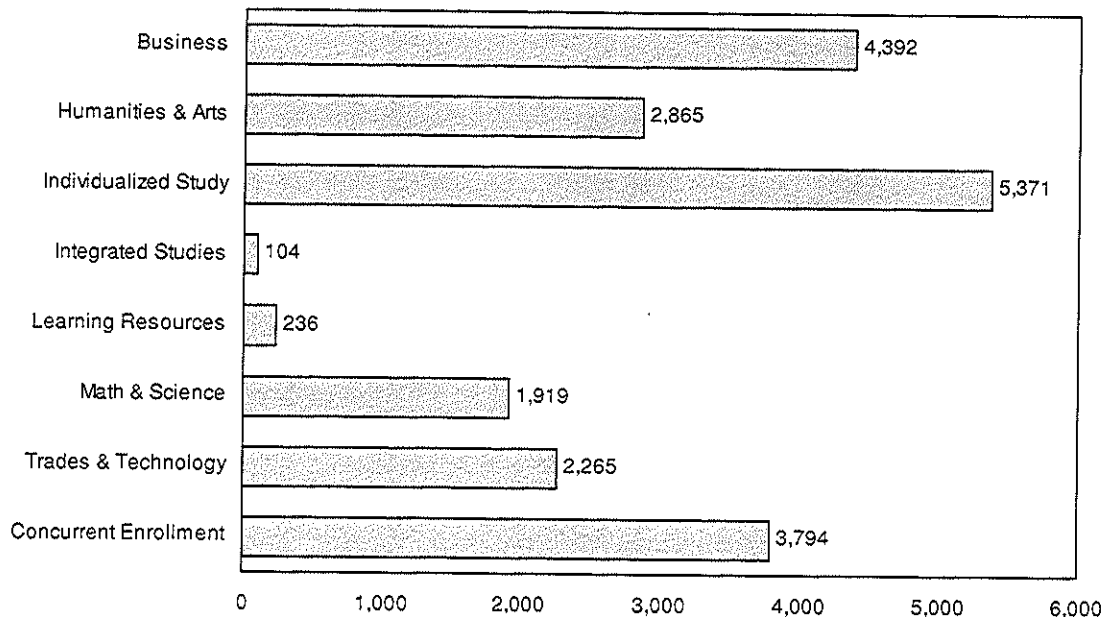
Fall Semester 1996-2000



Source: Utah Valley State College, Office of Institutional Research

HEADCOUNT BY AREA OF STUDY

Fall Semester 2000



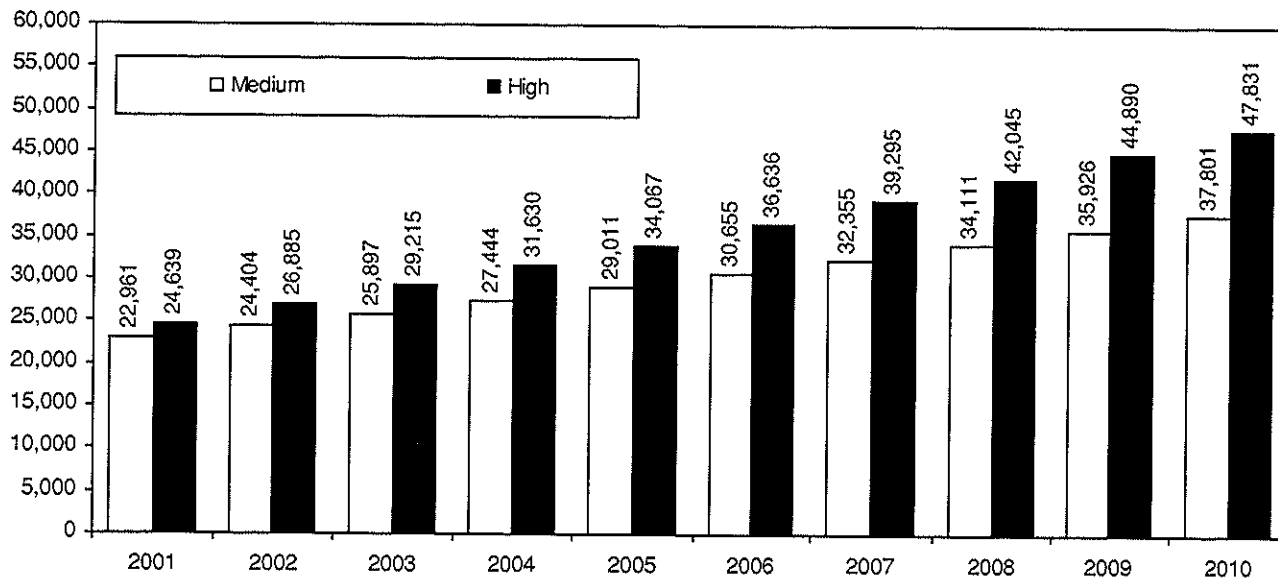
Source: Utah Valley State College, Office of Institutional Research

ENROLLMENT COMPARISON OF UTAH UNIVERSITIES AND COLLEGES

	<u>Fall 1999</u>		<u>Five-year Growth Rate</u>	
	<u>Headcount</u>	<u>FTE</u>	<u>Headcount</u>	<u>FTE</u>
University of Utah	25,788	20,343	-1.0%	-1.1%
Utah State University	20,865	15,274	1.0%	0.2%
Weber State University	15,444	10,858	1.1%	0.1%
Southern Utah University	6,025	5,024	3.4%	2.3%
Salt Lake Community College	21,273	11,938	0.4%	-1.3%
Utah Valley State College	20,062	12,770	8.6%	8.0%
Dixie State College of Utah	6,191	3,656	5.2%	3.4%
College of Eastern Utah	2,688	1,957	-2.5%	-0.7%
Snow College	<u>4,081</u>	<u>3,109</u>	<u>7.0%</u>	<u>3.3%</u>
USHE	122,417	84,929	1.7%	0.8%

Source: Utah System of Higher Education, 2000-01 Data Book

UTAH VALLEY STATE COLLEGE FALL HEADCOUNT ENROLLMENT PROJECTIONS 2001 to 2010



Source: Utah Valley State College, Office of Institutional Research

STUDENT PROFILE


CONTENTS

STUDENT PROFILE

Mean Age of Students, Fall Semesters 1996-2000 (graph).....	55
Headcount Distribution by Age, Fall Semesters 1996-2000	56
Headcount Distribution by Ethnic Group, Fall Semesters 1996-2000.....	57
Male/Female Headcount, Fall Semesters 1996-2000 (graph).....	58
Headcount by Class Standing, Fall Semesters 1996-2000 (graph).....	59
Geographic Residency of Students - United States, Fall Semester 2000.....	60
Citizenship of Foreign Students, Fall Semester 2000.....	64
Number of Degrees and Certificates Awarded, 1999-2000	67

MEAN AGE OF STUDENTS

Fall Semesters 1996-2000



Source: Utah Valley State College, Office of Institutional Research

**HEADCOUNT DISTRIBUTION BY AGE
FALL SEMESTERS 1996-2000**

	<u>1996</u>	<u>1997</u>	<u>1998</u>	<u>1999</u>	<u>2000</u>
	14,756	15,994	18,174	20,062	20,946
Under 18 years	2,814	3,076	3,786	4,508	3,961
18-19 years	3,686	3,990	4,294	4,228	4,327
20-21 years	2,309	2,556	3,041	3,230	3,571
22-24 years	2,804	3,166	3,623	4,314	4,853
25-29 years	1,570	1,760	1,909	2,163	2,425
30-34 years	570	521	577	617	702
35-39 years	412	396	374	400	432
Over 39 years	591	529	570	602	675
Mean Age	22.2	21.9	21.7	21.7	22.2

Source: Utah Valley State College, Office of Institutional

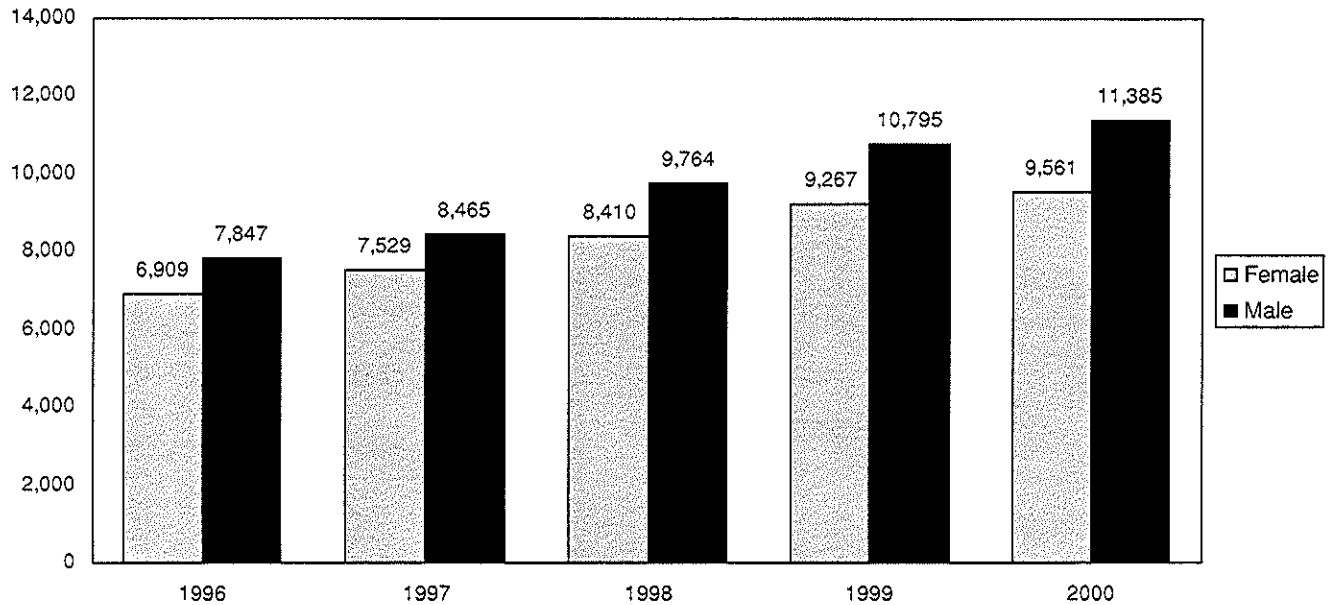
**HEADCOUNT DISTRIBUTION BY ETHNIC GROUP
FALL SEMESTERS 1996 - 2000**

	<u>1996</u>	<u>1997</u>	<u>1998</u>	<u>1999</u>	<u>2000</u>
Total	14,756	15,994	18,174	20,062	20,946
White	13,610	14,835	16,897	18,719	19,462
Hispanic	391	398	472	511	536
Asian-Islander	191	216	239	274	289
American Indian	106	109	128	122	129
Black	34	29	33	27	50
Non-resident Alien	314	391	397	407	465
Other/Not Specified	110	16	8	2	15

Source: Utah Valley State College, Office of Institutional Research

MALE/FEMALE HEADCOUNT

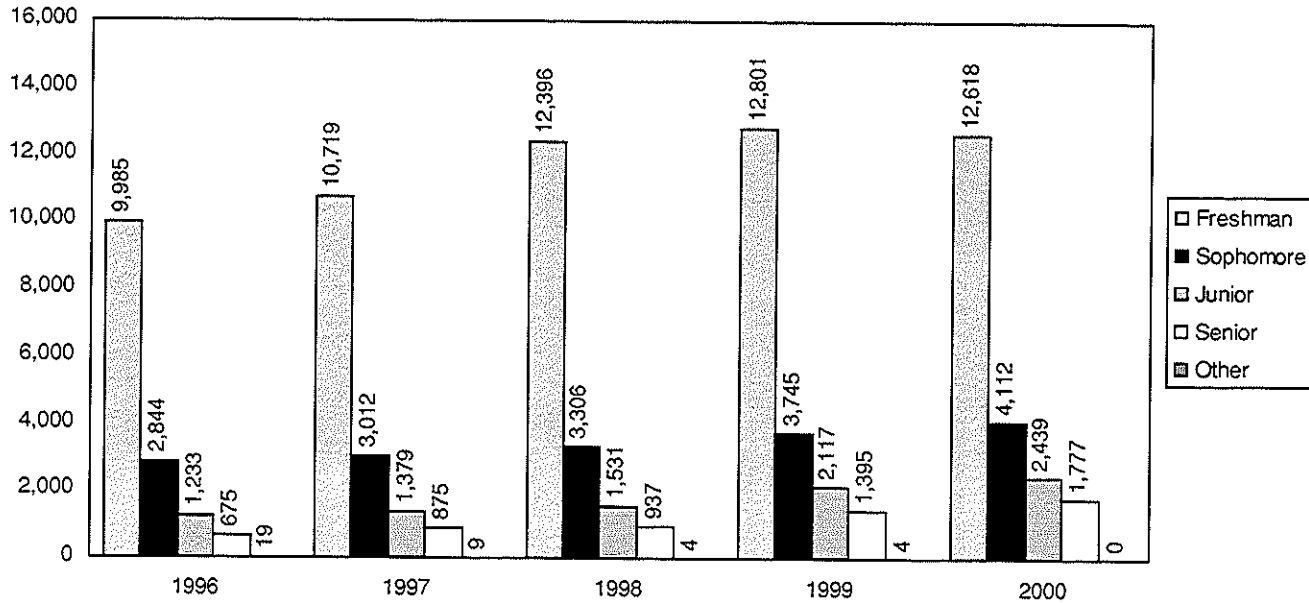
Fall Semesters 1996-2000



Source: Utah Valley State College, Office of Institutional Research

HEADCOUNT BY CLASS STANDING

Fall Semesters 1996-2000



Source: Utah Valley State College, Office of Institutional Research

**GEOGRAPHIC RESIDENCY OF STUDENTS - UNITED STATES
FALL SEMESTER 2000**

<u>States Represented</u>	<u>Number</u>
Alabama	6
Alaska	37
Arizona	79
Arkansas	6
California	480
Colorado	85
Connecticut	12
Delaware	5
District of Columbia	1
Florida	38
Georgia	29
Hawaii	12
Idaho	87
Illinois	33

GEOGRAPHIC RESIDENCY OF STUDENTS - UNITED STATES
FALL SEMESTER 2000
(continued)

<u>States Represented</u>	<u>Number</u>
Indiana	12
Iowa	18
Kansas	11
Kentucky	3
Louisiana	6
Maine	5
Maryland	18
Massachusetts	10
Michigan	21
Minnesota	13
Mississippi	0
Missouri	20
Montana	12
Nebraska	9
Nevada	77

GEOGRAPHIC RESIDENCY OF STUDENTS - UNITED STATES
FALL SEMESTER 2000
(continued)

<u>States Represented</u>	<u>Number</u>
New Hampshire	6
New Jersey	18
New Mexico	23
New York	15
North Carolina	7
North Dakota	3
Ohio	20
Oklahoma	7
Oregon	64
Pennsylvania	23
Rhode Island	2
South Carolina	12
South Dakota	5
Tennessee	12

GEOGRAPHIC RESIDENCY OF STUDENTS - UNITED STATES
FALL SEMESTER 2000
(continued)

<u>States Represented</u>	<u>Number</u>
Texas	91
Utah	18,911
Vermont	3
Virginia	35
Washington	100
West Virginia	3
Wisconsin	10
Wyoming	26

Source: Utah Valley State College, Office of Institutional Research

**CITIZENSHIP OF FOREIGN STUDENTS
FALL SEMESTER 2000**

<u>Countries Represented</u>	<u>Number</u>	<u>Countries Represented</u>	<u>Number</u>
Albania	2	Chile	12
Argentina	15	China	24
Armenia	1	Colombia	12
Australia	7	Dominican Republic	6
Austria	2	Ecuador	12
Barbados	1	El Salvador	9
Belgium	1	Fiji	3
Bolivia	4	Finland	1
Brazil	32	France	2
Bulgaria	2	French Polynesia	6
Burundi	1	Germany	3
Cambodia	1	Ghana	2
Canada	73	Grenada	2
Cape Verda	1	Guatemala	8

**CITIZENSHIP OF FOREIGN STUDENTS
FALL SEMESTER 2000 (continued)**

<u>Countries Represented</u>	<u>Number</u>	<u>Countries Represented</u>	<u>Number</u>
Haiti	3	Korea	29
Honduras	10	Laos	5
Hong Kong	3	Lebanon	1
Hungary	2	Macau	1
Iceland	1	Malaysia	1
India	9	Mali	1
Indonesia	1	Mexico	68
Iran	3	Micronesia	1
Ireland	2	Mongolia	48
Israel	1	Nauru	1
Italy	6	Netherlands	3
Jamaica	1	New Zealand	5
Japan	83	Nicaragua	1
Jordan	1	Nigeria	1
Kenya	2	Pakistan	1

**CITIZENSHIP OF FOREIGN STUDENTS
FALL SEMESTER 2000 (continued)**

<u>Countries Represented</u>	<u>Number</u>	<u>Countries Represented</u>	<u>Number</u>
Panama	2	Taiwan	26
Peru	20	Thailand	7
Philippines	7	Tonga	4
Poland	1	Uganda	1
Puerto Rico	6	Ukraine	2
Russia	6	United Kingdom	14
Saudi Arabia	1	Uruguay	1
Singapore	1	Venezuela	7
South Africa	10	Vietnam	3
Soviet Union	1	Yemen	5
Spain	4	Yugoslavia	1
Sri Lanka	2	Zimbabwe	1
Sweden	3		
Switzerland	1		
TOTAL NUMBER OF COUNTRIES, FALL 2000			84

Source: Utah Valley State College, Office of Institutional Research

**NUMBER OF DEGREES & CERTIFICATES AWARDED
1999-2000 SCHOOL YEAR**

Associate in Applied Science	312
Associate of Arts	167
Associate of Science	1,185
Bachelor of Arts	3
Bachelor of Science	412
Certificate	125
Diploma	13
TOTAL	2,217

Source: Utah Valley State College, Office of Institutional Research

SUPPORT ORGANIZATIONS

CONTENTS

SUPPORT ORGANIZATIONS

Faculty Senate Presidents.....	68
Ace/Pace Presidents	69
Utah Valley State College Foundation Board	70
Utah Valley State College Past Foundation Board Members	71
Utah Valley State College Alumni Association Board of Directors.....	72
Utah Valley State College Alumni Past President's Club.....	73
Advisory Committees.....	74

FACULTY SENATE PRESIDENTS

2000-02	Ron Hammond	1987-88	Barbra Ann Hoge
1998-00	Grant Richards	1986-87	F. Dennis Farnsworth
1997-98	Gaya Carlton	1985-86	Larry B. Marsing
1996-97	Ernie L. Carey	1984-85	Kenneth M. Foster
1995-96	Larry Holt	1983-84	Wesley M. Bitters
1994-95	Hugh Rode	1982-83	J. D. Davidson
1993-94	D. J. Rowley	1981-82	Kenneth M. Foster
1992-93	Douglas Bradley	1980-81	Robert F. Steele
1991-92	Del Shumway	1979-80	Russell C. Black
1990-91	Bonnie G. Henrie	1978-79	Douglas E. Warner
1989-90	J. D. Davidson	1977-78	Stephen L. Adams
1988-89	Orrin A. Nelson		

Source: Utah Valley State College, Faculty Senate Minutes

ACE/PACE PRESIDENTS

2001-02	PACE	Phil Clegg
2000-01	PACE	Merrill Oyler
1999-00	PACE	Gary Griffin
1998-99	PACE	Jeanette Hall
1996-98	PACE	Robert Rasmussen
1995-96	PACE	Nancy Bartlett
1994-95	PACE	Marilyn Mansfield
1993-94	PACE	Tara Yates
1992-93	PACE	Michael L. Jones
1991-92	PACE	Leah J. Holt
1990-91	PACE	Michael V. Jacobsen
1989-90	PACE	Noel C. Lyman
1988-89	PACE	Thomas R. Rasmussen
1987-88	PACE	Evan A. Frampton
1986-87	ACE	Linda L. Makin
1985-86	ACE	Lucile M. Steele
1984-85	ACE	Duane Jacobs
1983-84	ACE	Barbara Dabling

UTAH VALLEY STATE COLLEGE FOUNDATION BOARD 2000-2001

Dave Adams
Leland Bird
Kathleen Bingham
Dan Campbell, Chair-elect
Craig Carlile
Cheryl Child
Jim Clark
Stephen Clark
Brad Cook
Kevin Cope
H. Clyde Davis

Nadine Gilmor
David D. Halladay
Ronald K. Hawkins
Tom Heal

Classic Auto Repair, Inc.
C & A Realty
UVSC
ESNET
Ray Quinney & Nebeker
UVSC Foundation Secretary
Colliers Clark CRG
Clark Mechanical Contractors, Inc.
UVSC

Davis & Davis Consulting
Mining Engineering

Trustconsult
Hawkins, Cloward, Simister
Tom Heal Commercial Real Estate, Inc.

Thone Heppler, Chairman
Sandy Hirsche
Jeff Kahn
Cameron Martin
Greg Nelson
Louis Pope
Brenda Powell
Bob Rasmussen
Kerry D. Romesburg
Andy Shelline
Barbara Smith
Les Smith
Carol Walker
John West
Brent York

Zion's 1st National Bank

Zion's 1st National Bank
UVSC
Calorimetry Sciences Corp.
US Synthetic Corp.

UVSC
UVSC

KTVX Channel 4
UVSC

Cottonwood Realty
Sentral Distribution Co., Inc.

Source: Utah Valley State College, Institutional Advancement

UTAH VALLEY STATE COLLEGE PAST FOUNDATION BOARD MEMBERS

G. William "Bill" Aaron
 Bill J. Anderson
 Merrill Bushnell
 Victor I. Cartwright
 Louise Clyde
 Jackie Coleman
 Stanley E. Collins
 Ronald J. Dallin
 David Gunther
 J. Marvin Higbee
 Doug Horne
 JoAnn B. Losee

Merrill Lynch
 Business Consultant
 Century 21 Bushnell Realty

 Retired

 Smith Barney Shearson
 Storehouse Markets
 Merrill Lynch
 Jostens Learning
 Horne's Lodging Properties
 Losee Jewelers

Renee Nelson
 Norm Nielsen
 H. Don Norton
 Davis Palfreyman
 Florence B. Ragan
 Neal Savage
 Marlon O. Snow
 Wilson W. Sorensen
 LaVorn G. Sparks
 Maria Vargas
 Craig Willett
 Hall Wing
 Steve Winn

The Daily Herald
 SCERA Corporation
 Far West Bank
 Central Bank & Trust
 Retired
 Savage Brothers
 MST Trucking, Inc.
 UVSC Pres. Emeritus

 Hard Disk Cafe

 Wing Enterprises
 Mr. Mac's

Source: Utah Valley State College, Institutional Advancement

**UTAH VALLEY STATE COLLEGE
ALUMNI ASSOCIATION BOARD OF DIRECTORS
2000-2001**

Dave Adams, Past President
Jeri Alphin
Don Black
Sheena Brown
Chandler Childs
Tanise Chung-Hoon
Jared Finch
Brian Fitch
John Garfield
Ben Gould
Tom Heal, President Elect
Steve Johnson
Jeff Kahn
Guy Kellogg
Dave Litchford
Cameron Martin
Thomas C. Powell
Bob Rasmussen
Myrna Robertson
Barbara Smith, President
B.J. Wright
Brent E. York

Classic Auto Repair, Inc.
Aldrich Nelson Weight & Esplin
Retired UVSC Faculty
Family First Federal Credit Union
Proactive Solutions, L.L.C.
UVSC School of Humanities Arts & Social Sciences
UVSC Student Body President
UVSC Student Alumni Ambassador
Marriott Hotels, Resorts & Suites
Illumin Corporation
Tom Heal Commercial Real Estate, Inc.
UVSC Technology Trades & Industry
Zions Bank
Classic Auto Repair, Inc.
UVSC School of Business
UVSC Alumni Association
Boy Scouts of America
UVSC Student Life & Leadership
Bonneville Check Agency
KTVX Channel 4
A Plus Benefits
Sentral Distribution Co., Inc.

Source: Utah Valley State College, Alumni Office

**UTAH VALLEY STATE COLLEGE
ALUMNI PAST PRESIDENT'S CLUB**

2000-present	Barbara A. Smith	KTVX Channel 4
1997-2000	Dave Adams	Classic Auto Repair, Inc.
1995-1997	Jeff Kahn	Zions Bank
1994-1995	Geri Clements	Candesa Interactive
1993-1994	Bill A. Brown	Sysco Intermountain Food Services, Inc.
1992-1993	Greg S. Nelson	Calorimetry Sciences Corp.
1991-1992	David D. Halladay	Trustconsult
1990-1991	Brent J. DeMille	Mansell & Associates Realty
1989-1990	Jon W. Startup	Startup's Historic Candy Factory

Source: Utah Valley State College, Alumni Office

ADVISORY COMMITTEES 2000-2001

Accounting

Shane Edwards
Connie Ewing
Robert Gardner
Layne Peterson
Clifford Skousen
Glen Twede

Air Cond/ Refrigeration Tech

Gaylen Atkinson
Richard Carmen
Randy Farnworth
Dean Gunther
Bob Remund

Apprenticeship - HVAC

Dennis Baker
Brian Gillman
Dean Gunther
Steve Fordham
Shawn Jensen
Robert Moore

Apprenticeship - HVAC (cont)

Brad Tanner
Brad Thalman

Apprenticeship - Plumbing

Mark Anderson
Burke Davis
Mont Hales
Matt Hartman
Del Merkley
Brent Taylor

Apprenticeship -- Industrial Maintenance

Joe Beddoes
Jerry Brown
Dan Duncan
Mike Palmer
Keith Tanner

Art/Visual Communication

Jeff Bell
David Canaan

Art/Visual Communication (cont)

Sharon Grey
Trent Ith
Steve Keele
Mike Lee
Mike Whitehead

Automotive Technology

Phil Crockett
Jeff Hollingworth
Rich Lamb
Steve Livingston
Coleman McVea
Norm Miller
Glen Mitchell
Tom Moore
Pat Patterson
Jeff Pugh
Bri Raven
Lee Rosenhan
Brad Storms
Fred Ward

ADVISORY COMMITTEES
2000-2001
(continued)

Aviation Science

Mike Burnham
Rich Crandall
Scott Christensen
Dave Comish
Larry Fransworth
Kelly Goggia
Doug Jensen
Gerry Maass
Gordon McIntosh
Greg Meiners
Jim Pyles
Ron Smart
Steve Smith
William Stocks
Mike Tevik
Rick Vincent
Marc Williams

Building Const/Const Management

Robert Hansen
Scott Kendal
Steve Metler
Shawn Reeves

Building Inspection Technology

Roger Evans
Paul Hayward
Chuck Hugo
Frank Robinette
Greg Sauter
Alicia Timm
Jerry Wray

Business Management

Randy Armstrong
Scott Baird
Ken Fakler
T.J. James

Business Management (cont)

Rob Kallas
Neal Larson
Brad Mortensen
Mark Olsen
Jon Startup
Bryce Taylor

Business Systems Administration

Joyce Bell
Merilyn Rowan-Dean
Diane Heap
Janeen Jones
Carolyn Kuehne
Mikki O'Connor
Annette Skewes
Trevor Smith
Toni Sullivan
Vickie Walker

ADVISORY COMMITTEES
2000-2001
(continued)

Cabinet & Architectural Woodwork

Jon Fondell
Dennis Hardcastle
Michael D. Marcum

Child and Family Studies

Becky Carlisle
Wayne Crabb
Ronilynn Jenkins
Alda Jones
Anita Spainhower
Toni Tomlinson
Ginger Wooley
Cheryl Wright

Collision Repair Technology

Dave Adams
Clay Atkinson
Lee Bellows
Pat Griffiths
Dale Peterson

Collision Repair Technology (cont)

Steve Whitlock

Computer Science & Information Tech

Ted Crowther
Margaret Fisher
Tim Petru
Gordon Stokes
Dan Masterson

Criminal Justice

David Bateman
Greg Cooper
Wayne Dance
Robert Kelshaw
Wayne Dance
David Paull

Culinary Arts

Steve Berzansky
Connie Bullock

Culinary Arts (cont)

Marshal Feguhti
Don Highdel
Maralyn Thorne

Dental Hygiene

George M. Bailey
Gordon Christensen
Alene Harrison
Alexander Larsen
Karen Preston
Marti Santizo
Gary Weist
Debby Schiffman

Diesel Mechanics

Ron Dallinga
Jamie Evans
Don Jones
Jerry Osler

ADVISORY COMMITTEES
2000-2001
(continued)

Drafting Technology - Architectural

Kevin Madson
Paul Magleby
Mark Stevenson

Drafting Tech - Civil

Carl L. Cook
Clyde Naylor
Alan York

Drafting Tech - Electrical

Keith Hegerhorst

Drafting Tech - Mechanical

Dan Olsen
Mike Thompson

Draft Tech - Structural

Terry Beighley
Phil Dunn

Electrical Automation & Robotics Tech

Bernard Cope
Gary Crawford
Kyle Walters
Rulon Wells

Electrical & Computer Tech

Phil Adams
Tom Bennett
Mel Crouch
John Ellsworth
Bill Gillman
John Greenhalgh
Mark Hoyt
Gary Maag
Ralph Merrill
David Owen
Richard Ohran

Environmental Technology

David Gunn
John Hayes
Ron Kidd
Dean Miner
Neil Taylor
Rand Webb

Facilities Management

Lee Albertson
Bob Clark
Phil Lott
Bob Wimpy
Mark Woods

ADVISORY COMMITTEES
2000-2001
(continued)

Finance & Banking

Rick Anderson
Mike Crossley
Dennis Dunn
Sharon Hammer
Thone Heppler
Richard Hillam
Nanette Lassen
Wendy Pelton
Jim Stead
Brian Thompson

Fire Science

Jim Bacon
Merlin Baker
Don Berry
David Dalrymple
Jim Dudzinski
Kris Garcia
Boyd Johnson

Fire Science (cont)

Dave Milligan
Coy Porter
Van Summers

Honors Program

JaNae Brown Haas
Larry Harper
Steve Revelli
Mark Spencer
Joe Wixom

Hospitality Management

Ann Gambrino
Dennis Hall
Katherine Halter
Loretta S. King
Susan Landgraf
Britt Mathwich
Randy Millet

Hospitality Management (cont)

Russ Olsen
Glen Overton
David J. Peterson
Dave Webster

International Business

John Harris
Malan Jackson
Richard King
Franz Kolb
Lee Radebaugh
Stan Reese
Giovanni Tata
Dennis Tenny

ADVISORY COMMITTEES
2000-2001
(continued)

Lineman Technology

Calvin Christensen
Dean Cordner
Leon Fredrickson
Rick Olsen
Lyle Powell
Brent Thomas

Machine Tool Technology

Nick Bigney
Jack Brady
Joe Diamond
Rich Garrick
Bruce Jacobsen
Ken Jensen
Randy Lewis

Nursing

Donna Cartwright
Lee Duke
Jo Nielsen

Nursing (cont)

Lane Pedersen
Nan Nicponski

Paralegal Studies

Tena Boswell
Randy Kester
Sandra Kirkham
Kathy Kurtz
Eric Mausser
JoAnn Nielson
Robert Schumacher
Ryan Thomas
Sue Warnick

Technology Management

William Gaston
Robert Hansen
Val Hawkes
Christie Hulet
Trent B. Limb

Technology Management (cont)

Brett Partridge
Robert Price
Jim Redford
Charles Smith

Teacher Education

Dennis Allison
Garth Bird
Melanie Harris
Vance Hillman
Mike Jacobson
Gail Johnson
Mitchell Pratt
Kim Roper
Tim Rowley
Anita Spainhower
Lee Stoor
Kristen Webb

ADVISORY COMMITTEES
2000-2001
(continued)

Welding Technology

Steve Anderton

Chris Dulos

Sam Freeman

Max Knight

Mike Leikum

Dennis Lloyd

Dave Miller

Ron Noys

Robert Patch

George Patuatua

Skip Peterson

Bill Rowbuck

Ron Voran

Doniell Vorheis

FINANCE

CONTENTS

FINANCE

History of Education and General Operating Budgets and State Appropriations.....	81
History of State Appropriations Per FTE.....	82
Education and General Operating Funds Use Expenditure Category 2000-2001 (graph).....	83
Education and General Operating Funds Expenditure Purpose 2000-2001 (graph)	84
Education and General Revenue Sources 2000-2001 (graph).....	85
History of Education and General Operating Budget and State Appropriations (graph).....	86
Fuel and Power Expenditures 1994-1999 (graph).....	87
Scholarship Activity Report 1999-2000	88
Tuition Waiver Activity Report 1999-2000	90
Financial Aid Activity Report 1999-2000.....	92
Grants and Contracts Summary 1999-2000	93

HISTORY OF EDUCATION AND GENERAL OPERATING BUDGETS AND STATE APPROPRIATIONS

<u>Year</u>	<u>Total Budget</u>	<u>State General/ Income Tax Fund</u>	<u>Percentage</u>
2000-01	\$59,052,900	\$36,356,600	61.57%
1999-00	\$53,270,000	\$32,823,600	61.62%
1998-99	\$48,065,900	\$29,503,600	61.38%
1997-98	\$43,568,200	\$26,758,700	61.42%
1996-97	\$40,060,000	\$24,380,200	60.86%
1995-96	\$37,960,000	\$22,138,100	58.32%
1994-95	\$33,800,000	\$19,454,300	57.56%
1993-94	\$29,663,000	\$17,364,100	58.54%
1992-93	\$26,416,500	\$16,121,200	61.03%
1991-92	\$23,538,800	\$14,994,600	63.70%
1990-91	\$21,319,500	\$13,939,400	65.38%
1989-90	\$18,856,800	\$12,370,900	65.60%
1988-89	\$17,268,400	\$11,449,800	66.30%
1987-88	\$16,796,426	\$11,162,400	66.46%
1986-87	\$15,967,752	\$10,716,500	67.11%
1985-86	\$15,400,281	\$10,723,475	69.63%
1984-85	\$13,854,100	\$9,963,500	71.92%
1983-84	\$12,021,700	\$7,997,700	66.53%
1982-83	\$11,377,500	\$7,671,400	67.43%
1981-82	\$10,281,200	\$7,054,100	68.61%
1980-81	\$8,656,400	\$6,206,500	71.70%
1979-80	\$7,462,800	\$5,346,500	71.64%

Source: Utah Valley State College, Budget Office

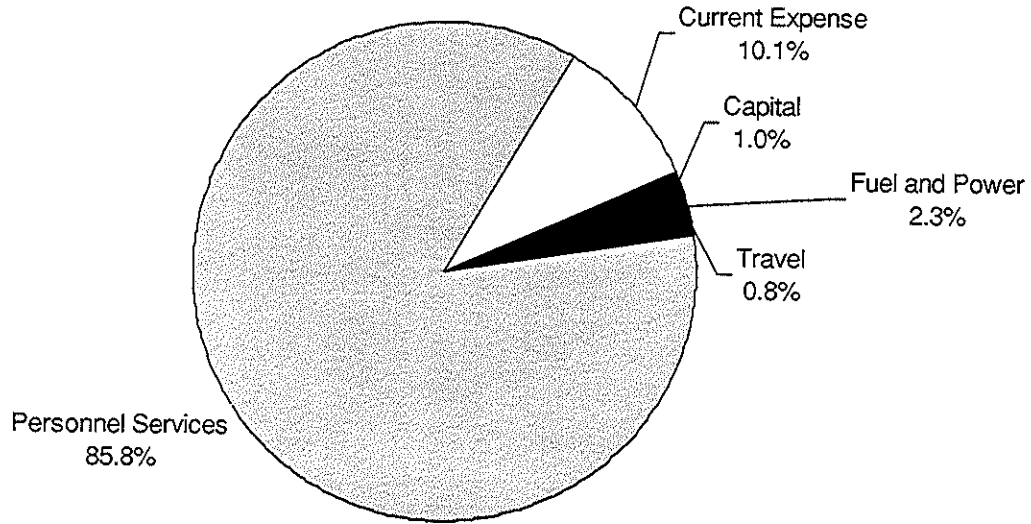
HISTORY OF STATE APPROPRIATIONS PER FTE*

<u>Year</u>	<u>Base State Tax Funds</u>	<u>Annualized FTE</u>	<u>Appropriation Per FTE</u>
1999-00	\$32,823,600	12,559	\$2,614
1998-99	\$29,503,600	11,540	\$2,557
1997-98	\$26,758,700	10,058	\$2,661
1996-97	\$24,380,200	9,721	\$2,508
1995-96	\$22,138,100	8,988	\$2,463
1994-95	\$19,454,300	8,437	\$2,306
1993-94	\$17,364,100	8,021	\$2,165
1992-93	\$16,121,200	7,472	\$2,158
1991-92	\$14,994,600	6,732	\$2,227
1990-91	\$13,939,400	5,787	\$2,409
1989-90	\$12,370,900	5,854	\$2,113
1988-89	\$11,449,800	5,329	\$2,149
1987-88	\$11,162,400	5,302	\$2,105
1986-87	\$10,716,500	5,206	\$2,058
1985-86	\$10,723,475	4,899	\$2,189
1984-85	\$9,963,500	4,947	\$2,014
1983-84	\$7,997,700	5,272	\$1,517
1982-83	\$7,671,400	5,035	\$1,524
1981-82	\$7,054,100	4,349	\$1,622
1980-81	\$6,206,500	3,840	\$1,616
1979-80	\$5,346,500	3,250	\$1,645

*FTE = Full-time equivalent

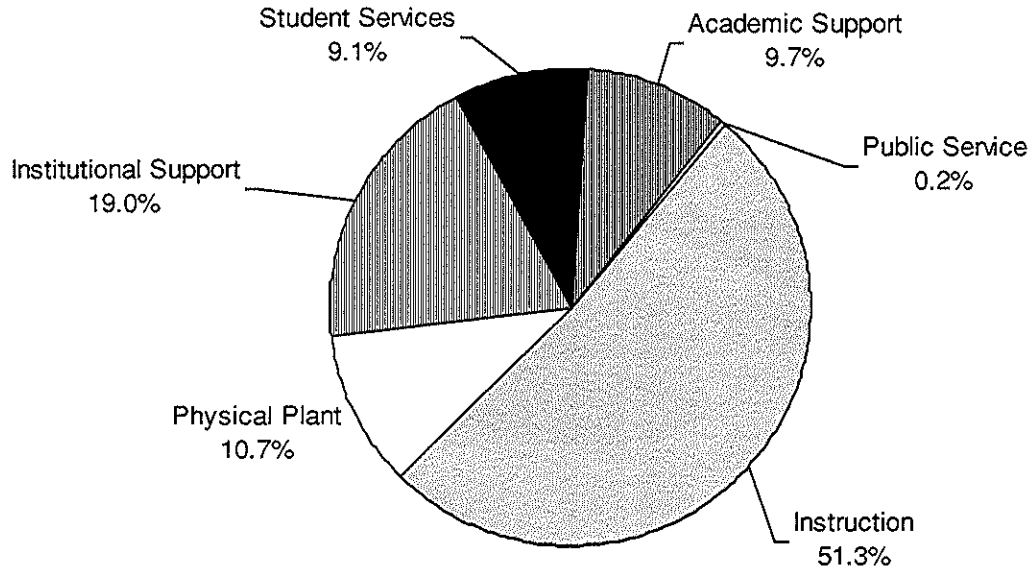
Source: Utah Valley State College, Budget Office

EDUCATION & GENERAL OPERATING FUNDS USE EXPENDITURE CATEGORY 2000-2001



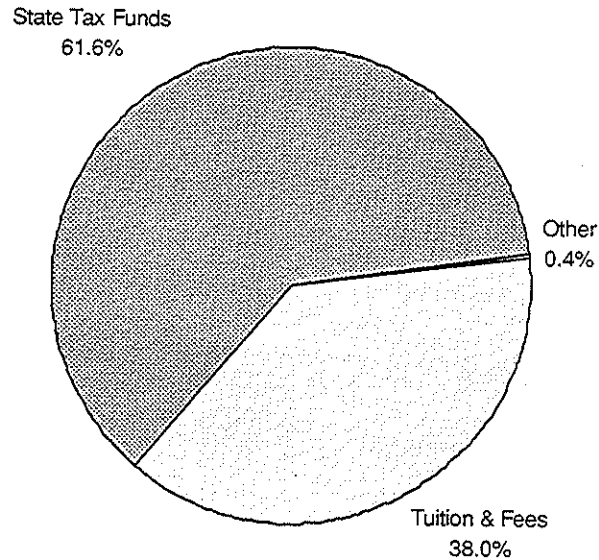
Source: Utah Valley State College, Budget Office

EDUCATION & GENERAL OPERATING FUNDS EXPENDITURE PURPOSE 2000-2001



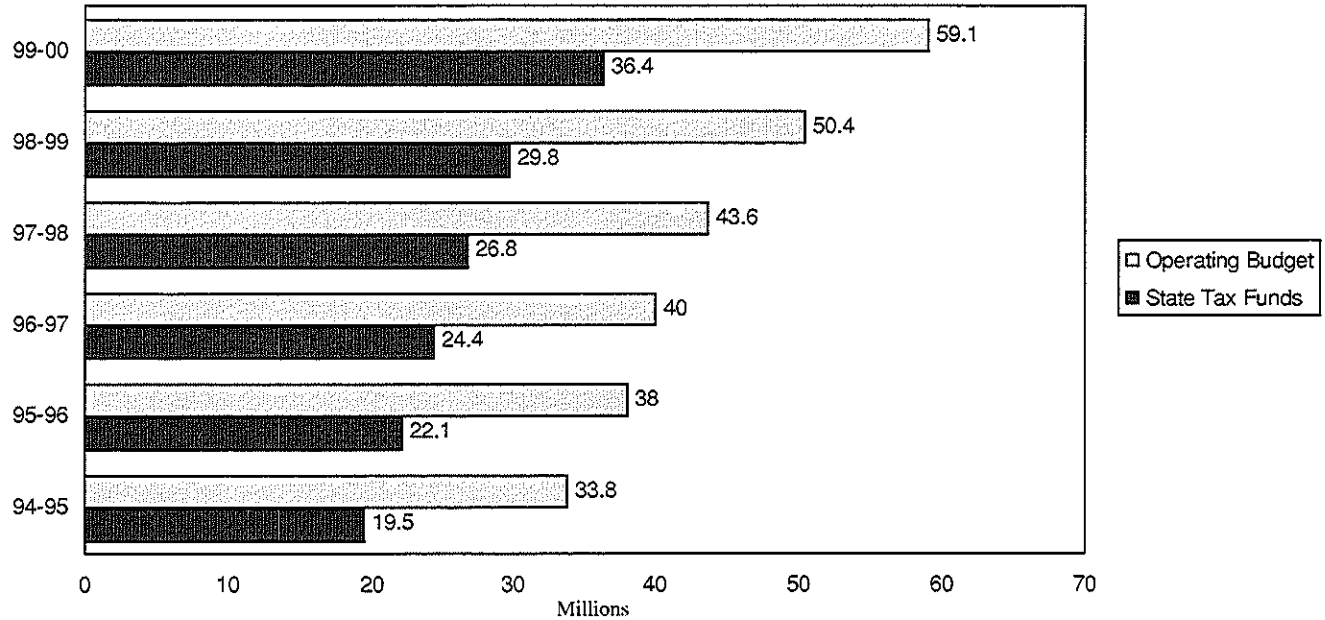
Source: Utah Valley State College, Budget Office

EDUCATION & GENERAL REVENUE SOURCES 2000-2001



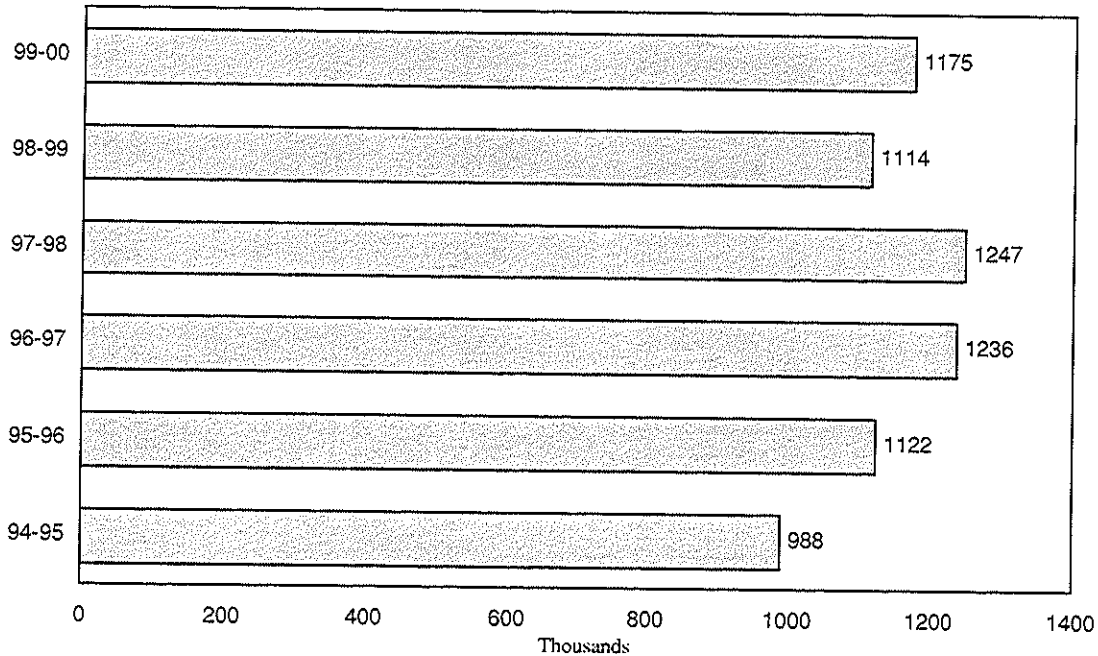
Source: Utah Valley State College, Budget Office

HISTORY OF EDUCATION AND GENERAL OPERATING BUDGET AND STATE APPROPRIATIONS



Source: Utah Valley State College, Budget Office

FUEL AND POWER EXPENDITURES (INCLUDES ENERGY PROJECTS APPROVED BY THE BOARD OF REGENTS)



Source: Utah Valley State College, Budget Office

SCHOLARSHIP ACTIVITY REPORT

1999-2000

<u>Name</u>	<u>Number</u>	<u>Amount</u>	<u>Name</u>	<u>Number</u>	<u>Amount</u>
1 st Security Foundation	3	\$ 1,800	Farmers Insurance	4	2,293
Allen Taylor	1	400	Fawn Walker	25	26,025
Allyson Walker Ollivier	4	1,700	Florence B. Ragan (General)	16	12,277
Athletic	68	53,218	Florence Ragan Theater	5	2,950
Automotive	3	1,965	General	6	5,735
Bamberger Student with Disabilities	19	9,471	General Endowment	2	983
Beth Tolbert	1	318	Gibson	2	983
Bill & Margaret Pope	36	32,992	Greer Nursing	18	10,119
Blaine/Lousie Clyde	3	3,275	Gunther Nursing	6	6,334
Browning Trust	39	40,603	Gunther Trades	16	19,002
Business Faculty/Staff	2	1,800	Hammond	1	1,648
Carrol Reid Memorial	2	1,629	UVSC Herwig	26	21,401
Central Bank & Trust	2	500	Henrietta Herwig	1	1,629
Chela	2	250	Home Builders	16	2,450
Coleman/McVea	2	1,216	Irma Burg (Peo)	2	983
Crouch Auto Mechanic	1	3,000	ISPA	2	1,021
Don Arend Memorial	3	1,200	Jeff Kahn Theater	2	918
Don/Renee Butler	1	814	Joanne B. Losee	2	973
Don James	2	655	Joseph Ollivier Business School	2	950
Electrical Wholesale	3	2,620	Kerry Romesburg	1	674
Exchange Club	1	973	Key Bank	2	1,440
Far West Bank	2	1,800	Kiwanis	1	159

SCHOLARSHIP ACTIVITY REPORT

1999-2000 (continued)

<u>Name</u>	<u>Number</u>	<u>Amount</u>	<u>Name</u>	<u>Number</u>	<u>Amount</u>
Leland/Lavern Gappmayer	3	4,049	Springville Rotary	12	16,025
LPN Nursing	5	1,736	Student Alumni	5	2,464
Marvin & Ethelynn Higbee	2	600	Student Government	6	3,657
Miscellaneous	1	787	Squire Nursing	1	500
Morris/Murphy	1	1,310	Symmetry Auto	3	1,638
Mountain Fuel - A Questar Co.	3	1,142	TTI	1	328
Nadine Gillmor	3	3,390	Utah County Realtors	1	550
Nadine Gillmor FFA/4H	1	1,310	Utah Valley Business Expo	2	2,000
New Opportunities	1	1,000	Utah Valley Management	2	750
Orem Rotary	5	1,836	Victor & Fae Cartwright	5	3,584
Oliver/Edna Hansen	1	568	Woodbury	10	15,471
Pacific Corp	9	3,406			
Pearson Trust	15	8,188			
Perry Foundation	9	14,880			
Pleasant Grove Health	1	1,629			
Presidential	25	32,291			
Rashband	2	4,000			
Rodeo	9	6,985			
School of Business	1	360			
SD Disadvantage	1	1,000			
			TOTAL	504	\$420,580

Source: Utah Valley State College, Financial Aid Office

TUITION WAIVER ACTIVITY REPORT 1999-2000

<u>Name</u>	<u>Number</u>	<u>Amount</u>
Accessibility Services Half-Tuition	6	\$ 2,293
Athletic Non-Resident	27	28,477
Athletic Non-Resident Full	4	9,504
Athletic	122	110,081
Business Half-Tuition	79	38,645
Center for Personal & Career Dev. Half-Tuition	28	12,446
College Relations Half-Tuition	3	1,637
Dean's Scholarship	237	270,631
Education & Bus. Partn. Half-Tuition	6	2,947
Education Talent Search UB Half-Tuition	9	4,257
Exemplary Scholarships	60	37,700
Financial Aid Discretionary	9	6,807
Financial Aid Impecunious	4	1,965
GED Tuition	5	4,585
Governor Vocational	16	18,995
Hum., Arts & Social Sci. Half-Tuition	53	25,872
Learning Enrichment Center	3	3,930
Mac Cultural Diversity Full-tuition	27	25,072

TUITION WAIVER ACTIVITY REPORT

1999-00

(continued)

<u>Name</u>	<u>Number</u>	<u>Amount</u>
Mac Cultural Diversity Half-tuition	44	21,615
Multi-Media & Communications Half-Tuition	12	6,222
OCSS Half-Tuition	23	10,480
Performing Arts	143	100,543
President & Vice President Discretionary	14	12,886
President Scholarship	25	32,107
Public Relations	11	6,550
Schools Discretionary	327	239,199
Science & Health Half-Tuition	41	22,598
Sterling Scholar Half-Tuition	23	10,480
Student Activities	52	47,160
Student Activities Non-resident	15	11,790
Student Programs Half-tuition	31	14,738
Trades & Tech Half-Tuition	133	63,863
Trio-Student Support Half-Tuition	27	14,629
UVSC Outstanding Sterling Scholars	24	27,183
Wellness Center Half-Tuition	5	2,260
TOTAL	1,648	1,250,147

Source: Utah Valley State College, Office of Financial Aid

FINANCIAL AID ACTIVITY REPORT 1999-2000

<u>GRANTS</u>	<u>NUMBER OF STUDENTS</u>	<u>AMOUNT</u>
Federal Pell	3,664	5,838,241.22
Federal SEOG	756	361,931.89
State Supplement	466	110,464.52
UCOPE	149	66,588.00
<u>LOANS</u>		
Federal Perkins	383	421,294.56
PLUS	37	72,255.29
Stafford	4,918	4,470,724.48
Unsubsidized Stafford	1,427	1,180,920.40
<u>EMPLOYMENT</u>		
Federal Work-Study	376	776,494.03
UCOPE Work-Study	152	314,328.57
TOTAL	12,328	\$13,613,242.96

Source: Utah Valley State College, Office of Financial Aid

GRANTS AND CONTRACTS SUMMARY 1999-2000

<u>General</u>	<u>Amount</u>
Library Tax Check-off	1,152.00
UMEP	86,323.00
UMEP - DCED	100,000.00
UMEP - WSU	21,209.00
Dept. of Public Safety	8,000.00
USHE Curriculum Development	56,663.00
Small Business Development Center	118,211.63
Y2K Upgrades	368,671.54
Utah Fire & Rescue	1,854,000.00
Fire Marshall	150,300.00
Child Care R&R	238,425.00
Teacher's Technology	61,153.15
BLM - LT Monitoring	8,500.00
BLM - Genetic Study	5,000.00
BLM - Poppy	5,000.00
Student Support Services	207,630.78
Talent Search	240,440.30
Upward Bound	257,827.56
Ethics - Disseminating Reform	52,617.56
NIST	1,096,428.26
NIST - ITRN	725,289.56
FEMA - Terrorism	80,000.00
NSEP	<u>133,751.00</u>
Total	\$5,876,593.34

GRANTS AND CONTRACTS SUMMARY 1999-2000
(Continued)

<u>Flow Through</u>	<u>Amount</u>
Mountainland JTPA	8,000.00
JTPA Summer Youth	5,972.28
ATST	25,000.00
ATC USOE	714,630.00
CHAMP – School District	157,000.00
Perkins Formula	704,313.59
MATC Perkins Formula	68,480.64
Tech Prep	415,003.40
School to Career	162,290.35
Adult STC	43,432.20
Gender Equity	42,725.82
Perkins - Chef Prep	<u>62,807.00</u>
Total	<u>\$2,409,655.28</u>

GRANTS AND CONTRACTS SUMMARY 1999-2000
(Continued)

<u>Foundation/Corporation</u>	<u>Amount</u>
Utah/Russia Days	51,682.00
Utah Humanities Council	7,026.00
Browning Trust	46,559.66
Sunshine Foundation	675.00
Travel Enrich Grant	30,500.00
International Student	1,099.69
Violence Task Force	2,500.00
Gender Awareness	610.00
Small Business Development Center	4,000.00
EDC	5,000.00
Diesel Mechanic	500.00
Student Services Private	25,000.00
Center for Personal and CD	6,487.50
Total	\$181,639.85

Source: Utah Valley State College, Business Office

FACILITIES

CONTENTS

FACILITIES

Physical Facilities, Building Square Feet.....	96
Physical Facilities, Buildings in Requests & Progress.....	97
Physical Facilities, Square Feet Per FTE.....	98

PHYSICAL FACILITIES AS OF JULY 1, 2000

<u>Building</u>	<u>Gross Square Feet</u>		<u>Gross Square Feet</u>
Administration Building	81,654	North Valley Campus	6,009
Automotive Building	99,278	Physical Education Building	108,824
Business Building	71,520	Pioneer House	1,243
Central Plant	13,740	Plant Services	15,602
Continuing Education	5,500	Provo Airport	51,347
Driver's Education	2,140	Provo/Hanger A (leased out)	14,800
Education Building	32,000	Provo/Hanger B	33,000
Environmental Technology	6,715	Public Safety	4,083
Events Center	179,933	Science Building	78,180
Faculty Annex	7,977	SCUP	4,041
Foundation Building	35,564	Student Center	92,327
Gunther Trades	135,576	University Mall (leased space)	3,094
Institutional Residence	5,705	Wasatch Campus (leased space)	11,325
Learning Resource Center	92,072		
Mountainland Advanced Technology Center	58,516	Total Square Feet	1,251,765

Source: Utah Valley State College, Planning Facilities Office

PHYSICAL FACILITIES

<u>Priority Requests for 2002</u>	<u>Gross Square Feet</u>
Classroom Building	116,200
Fine Arts Building	120,000
Student Services Building	85,000
Business Building Expansion	45,000
Library Addition	50,000
Science Building Expansion	<u>40,000</u>
Total Net Square Feet*	456,200

PHYSICAL FACILITIES BUILDINGS IN PROGRESS 2000

Buildings in Progress

Information Sciences Building
Student Center Expansion
Classroom Additions

* SQUARE FOOTAGE FIGURES ARE APPROXIMATE

Source: Utah Valley State College, Planning Facilities Office

PHYSICAL FACILITIES Square Feet Per FTE

Institution	FTE	Classrooms		Laboratories		Study Facilities		Total	
		Square feet	Sq Feet Per FTE	Square feet	Sq Feet Per FTE	Square feet	Sq Feet Per FTE	Square feet	Sq Feet Per FTE
University of Utah	20,343	238,760	11.74	391,515	19.25	452,798	22.26	1,083,073	53.24
Utah State University	15,274	151,814	9.94	282,988	18.53	243,979	15.97	678,781	44.44
Weber State University	10,858	133,920	12.33	203,383	18.73	100,829	9.29	438,132	40.35
Southern Utah University	5,024	56,516	11.25	104,514	20.80	62,840	12.51	223,870	44.56
Snow College	3,109	54,147	17.42	136,960	44.05	36,866	11.86	227,973	73.33
Dixie State College of Utah	3,655	52,921	14.48	112,791	30.85	24,329	6.65	190,041	51.99
College of Eastern Utah	1,957	33,528	17.13	88,643	45.30	17,528	8.96	139,699	71.38
Utah Valley State College	12,770	73,778	5.78	203,777	15.96	27,373	2.14	304,928	23.88
Salt Lake Community College	11,938	123,027	10.31	334,113	27.99	32,948	2.76	490,088	41.05
Total	84,929	918,411	10.81	1,858,684	21.89	999,490	11.77	3,776,585	44.47

Source: Utah Systems of Higher Education Data Book, 2000-01

INDEX/GLOSSARY

INDEX/GLOSSARY

ACE/PACE Presidents	69
Advisory Committees.....	74
Age Distribution of Full-time Faculty by Degrees and Gender, December 2000.....	29
Athletics, Final Records and Conference Finishes	22
Board of Trustees	27
Board of Trustees Chairs.....	28
Citizenship of Foreign Students, Fall Semester 2000	64
College Presidents	11
College Calendar, 2000 Fall Semester.....	7
College Calendar, 2001 Spring Semester	8
College Calendar, 2001 Summer Semester	9
College Name Changes	11
County Resident/Non-Resident Headcount, Fall Semesters 1995-1999	44
Distinguished Employee of the Semester.....	21
Education and General Operating Funds, Use Expenditure Category 2000-2001 (graph).....	83
Education and General Operating Funds, Expenditure Purpose 2000-2001 (graph)	84
Education and General Revenue Sources 2000-2001 (graph).....	85
Employment in The Mountainland Region by Type	26
Enrollment Comparison-Annualized FTE Students, Budget Related (graph)	40
Enrollment Comparison of Utah Universities and Colleges, Fall Semester 1999	53
Enrollment from Utah Counties, Fall Semester 2000.....	45

INDEX/GLOSSARY (continued)


Enrollment History, Fall Semesters 1996-2000 (graph).....	41
Enrollment History, Spring Semesters 1996-2000 (graph)	42
Enrollment History, Summer Semesters 1996-2000 (graph).....	43
Ethnic Distribution of Full-time Faculty by Degree and Gender, December 2000.....	30
Faculty Senate Presidents.....	68
Fall Headcount Enrollment Projections 2001-2010 (graph).....	54
Financial Aid Activity Report 1999-2000.....	92
Fuel and Power Expenditures 1994-1999 (graph).....	87
Full-time Equivalent Enrollment, Fall Semester 2000.....	39
Geographic Residency of Students-United States, Fall Semester 2000.....	60
Grants and Contracts Summary 1999-2000.....	93
Headcount by Area of Study, Fall Semester 2000 (graph).....	52
Headcount by Class Standing, Fall Semesters 1996-2000 (graph).....	59
Headcount Distribution by Age, Fall Semesters 1996-2000.....	56
Headcount Distribution by Ethnic Group, Fall Semesters 1996-2000.....	57
Headcount Enrollment, Fall Semester 2000.....	38
History of Education and General Operating Budget and State Appropriations	81
History of Education and General Operating Budget and State Appropriations (graph).....	86
History of State Appropriation per FTE.....	82
History of Utah Valley State College.....	2
Honorary Degree Recipients	23

INDEX/GLOSSARY (continued)

Institutional Mission	1
Main Feeder High Schools for UVSC, Fall Semester 2000	47
Male/Female Headcount, Fall Semesters 1996-2000 (graph)	58
Mean Age of Students, Fall Semesters 1996-2000 (graph)	55
Number of Degrees and Certificates Awarded, 1999-2000	67
Part-time/Full-time Headcount, Fall Semesters 1996-2000	50
Part-time/Full-time Headcount, Fall Semesters 1996-2000 (graph).....	51
Physical Facilities, Buildings in Requests & Progress	97
Physical Facilities, Buildings Square Feet	96
Physical Facilities, Square Feet Per FTE	98
Rank by Department	34
Resident/Non-Resident Headcount, Fall Semesters 1996-2000 (graph).....	48
Scholarship Activity Report 1999-2000.....	88
Student Body Presidents	17
Teacher of the Year	20
Total Number of Employees	37
Tuition and Student Fees	16
Tuition Waiver Activity Report 1999-2000	90
Universities Represented by Doctorates of Contract Faculty and Administrators.....	31
Utah Commissioners of Higher Education	13
Utah State Board of Regents.....	12

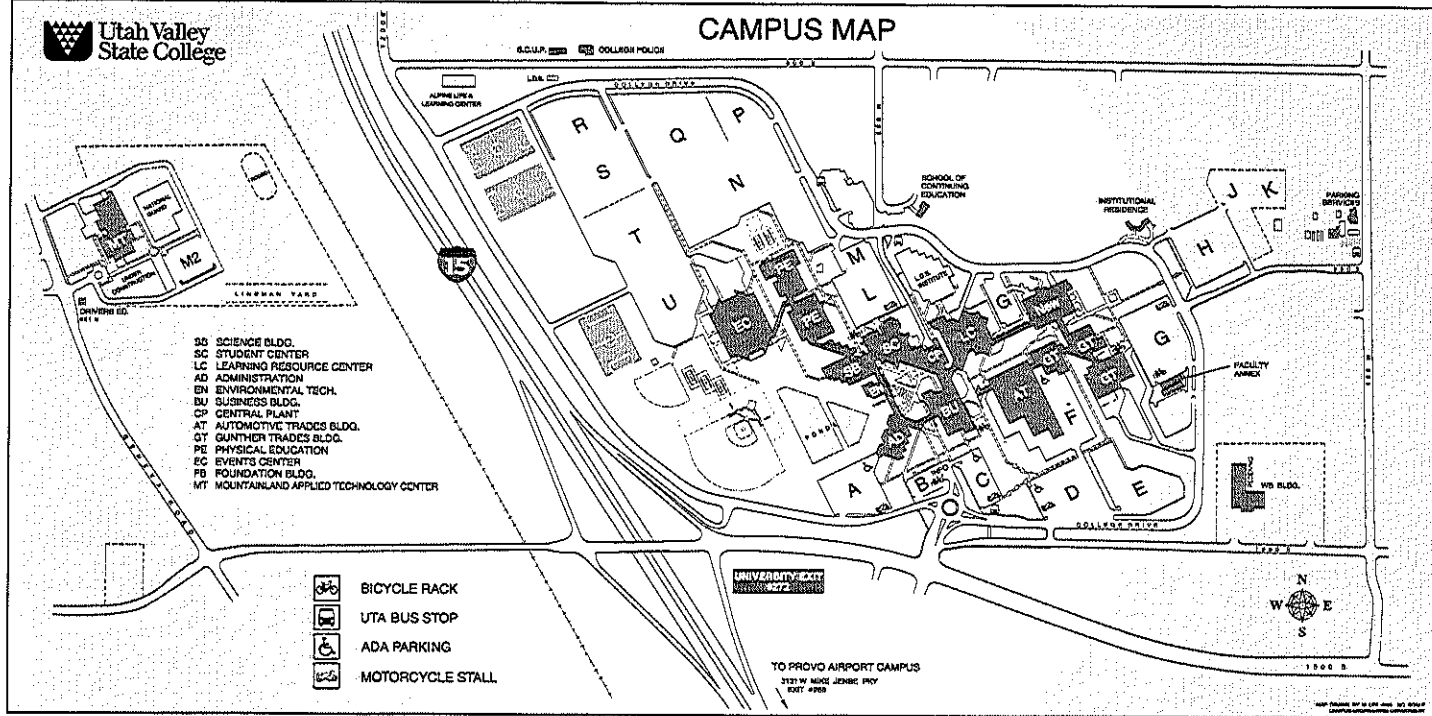
INDEX/GLOSSARY (continued)

Utah State Board of Regents Chairs	13
Utah State Board For Applied Technology Education Chairs	14
Utah System of Higher Education.....	15
Headcount Enrollment by Utah County Residency, Fall Semesters 1995-1999 (graph)	49
Utah Valley Population	25
Utah Valley State College Alumni Association Board of Directors	72
Utah Valley State College Alumni Past President's Club.....	73
Utah Valley State College Foundation Board	70
Utah Valley State College Past Foundation Board Members	71





CAMPUS MAP



PAY LOT
 EMPLOYEE
 \$50 YELLOW

\$40 ORANGE
 \$20 BLUE
 FREE LOT (MUST HAVE PERMIT)

NOTE: ALL INDIVIDUALS WHO PURCHASE A HIGHER COST PERMIT WILL BE ABLE TO PARK IN ANY LOT THAT HAS BEEN ASSESSED AT A LOWER RATE.
 ANY CHANGES, ERRORS, OR OMISSIONS ON MAPS PROVIDED BY THE COLLEGE SHALL NOT RELIEVE THE VEHICLE OPERATOR OF RESPONSIBILITY FOR PARKING IN A LEGAL PARKING SPACE.

PARKING SERVICES (801) 222-8188
 MONDAY, THURSDAY, FRIDAY 7 - 5 PM
 TUESDAY, WEDNESDAY 7 - 6 PM