

# SOCIO-ECONOMIC STATUS FOR STUDENTS AT UVU

Almost 3/4 of all students make less than \$20,000 a year in personal income, and 1 in 3 comes from a household that makes less than \$20,000 a year. About 19% of students come from households making more than the median income of Utah County.

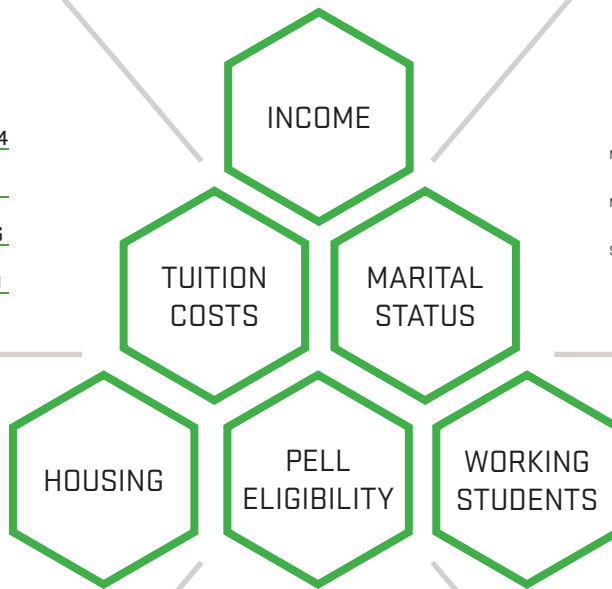
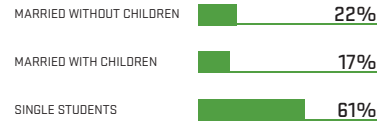
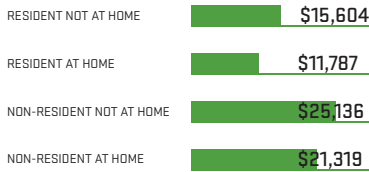
Each person represents 10%



Over half of students report money/finances as being one of their biggest roadblocks to the successful completion of their degree at UVU.

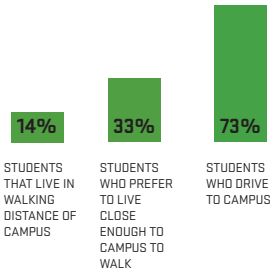
Married/Partnered Students make up 39% of the student body. Of these, 42% report having children.

### TUITION BY RESIDENCY AND LIVING SITUATION

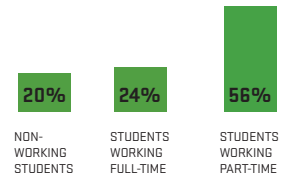


Around 12% of students pay \$1,000 or more per month in rent.

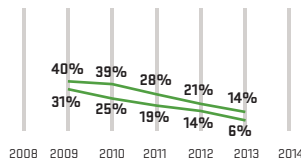
The average student works 21.9 hours per week. Four out of five students at UVU work and almost a quarter of all students work full-time (30+ hours per week).



Low income students (Pell-eligible) are consistently less likely to graduate within 150% of program time than higher income students.



Graduation Rates of Pell Non-eligible to Pell-Eligible by Cohort



Despite the diverse economic backgrounds of UVU students, according to the National Survey of Student Engagement (2016), UVU is below our peers in the frequency that students have discussions with people whose economic background are different than their own (First-year students report a 6 percentage point difference, seniors a 5 point difference).