

FALL 2020 ENROLLMENT BRIEFING

FALL 2020
HEADCOUNT

40,936

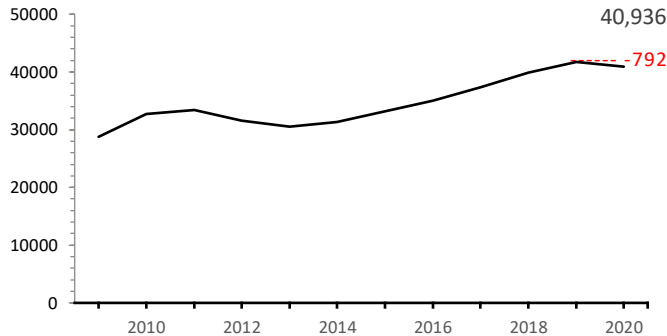
DOWN 1.9%

FALL 2020
FULL-TIME EQUIVALENT
(FTE)

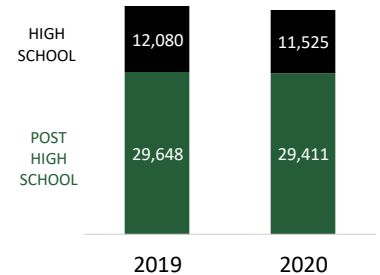
27,202

DOWN 1.2%

STUDENT HEADCOUNT



ENROLLMENT

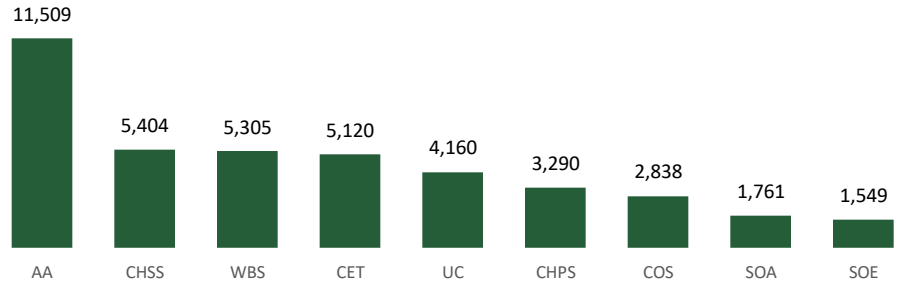


TOP 10 BACHELOR MAJORS

THIS YEAR'S RANK	LAST YEAR'S RANK	MAJOR
1.	1	Business Management
2.	2	Psychology
3.	4	Biology
4.	3	Computer Science
5.	6	Exercise Science/and Outdoor Recreation
6.	8	Elementary Education
7.	5	Art & Design
8.	7	Communication
9.	15	Professional Pilot
10.	9	Accounting

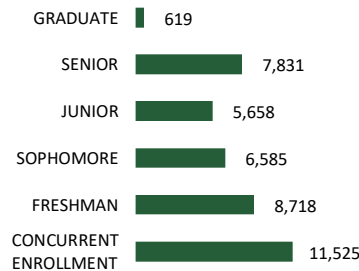
■ Major has the same rank as it did last year
■ Major has changed rank from last year

COLLEGES BY MAJOR (Excludes Concurrent Enrollment)




*Academic Affairs includes most High School students and non-degree seeking students

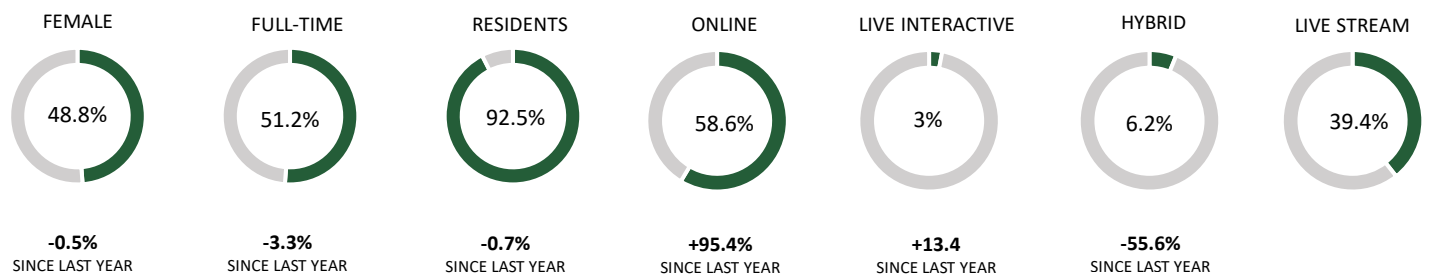
CLASS LEVEL



INTENDED DEGREE (Excludes Concurrent Enrollment)



STUDENT PROFILE



STUDENT BY DELIVERY MODE