

STUDENT PROFILE 2017-2018

FALL 2017
HEADCOUNT

37,282

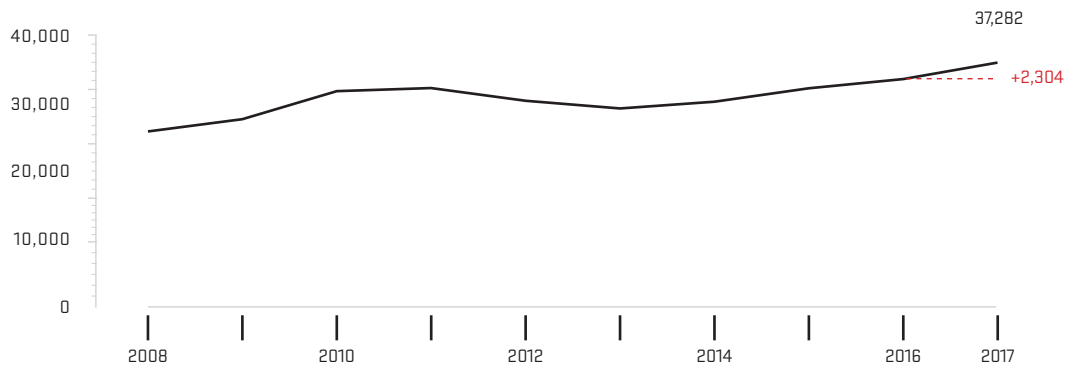
UP 6.6%

FALL 2017
FULL-TIME EQUIVALENT
(FTE)

25,037

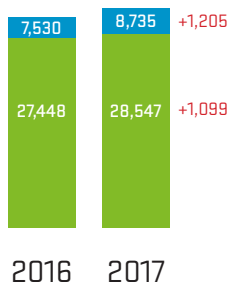
UP 5.6%

TOTAL STUDENTS

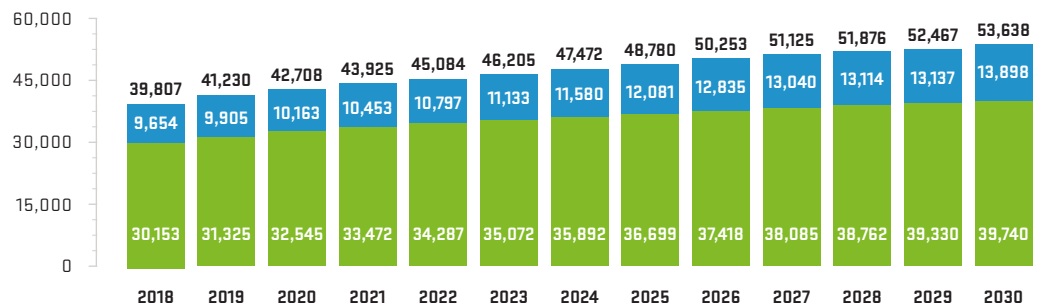


CONCURRENT ENROLLMENT

POST-HIGH SCHOOL



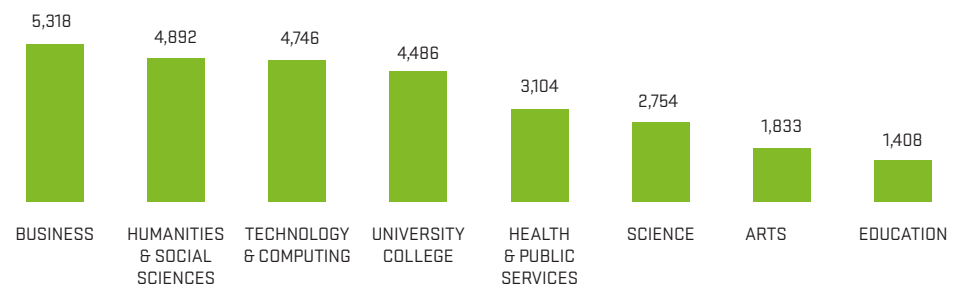
ENROLLMENT PROJECTIONS



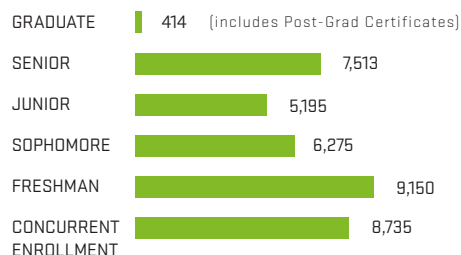
TOP 10 BACCALAUREATE MAJORS

THIS YEAR'S RANK	MAJOR	LAST YEAR'S RANK
1.	Business Management	1
2.	Behavioral Science	2
3.	Computer Science	3
4.	Exercise Science/ Outdoor Recreation	4
5.	Elementary Education	5
6.	Communication	7
7.	Art and Design	6
8.	Biology	8
9.	Accounting	11
10.	Aviation Science	10


COLLEGES BY MAJOR (Excludes Concurrent Enrollment)



CLASS LEVEL



INTENDED DEGREE (Excludes Concurrent Enrollment)



OVERALL EXPERIENCE

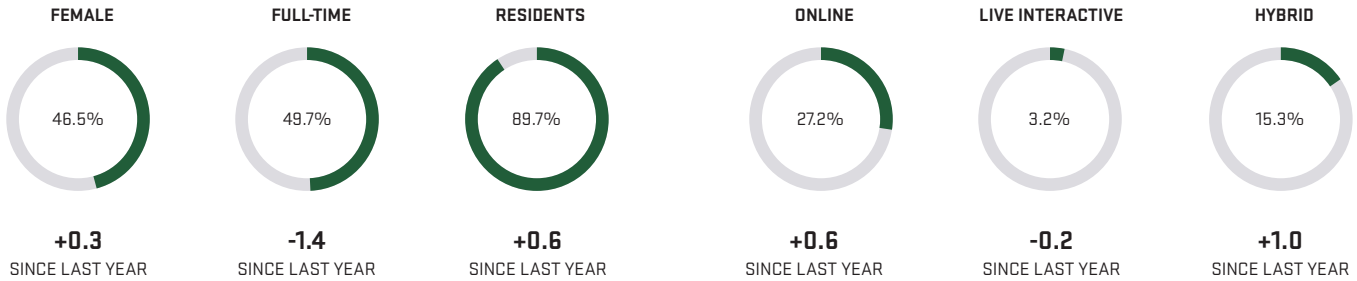
88% said their experience was good or excellent

UVU STUDENT PRIDE

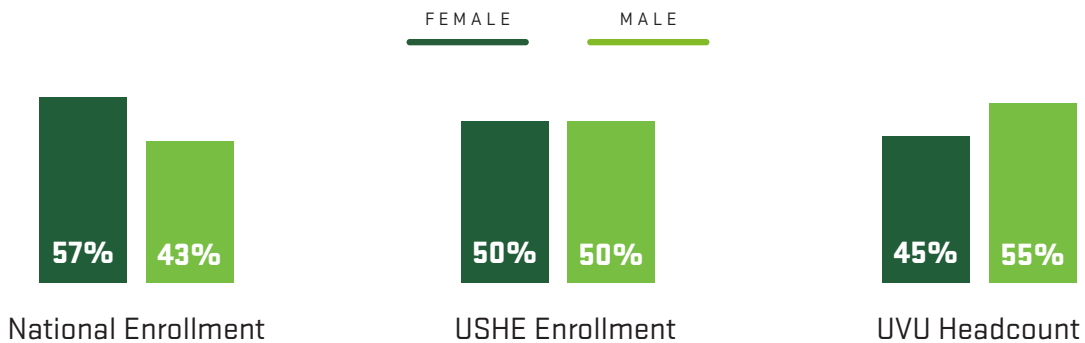
43% said their student pride was very high or high

STUDENT PROFILE

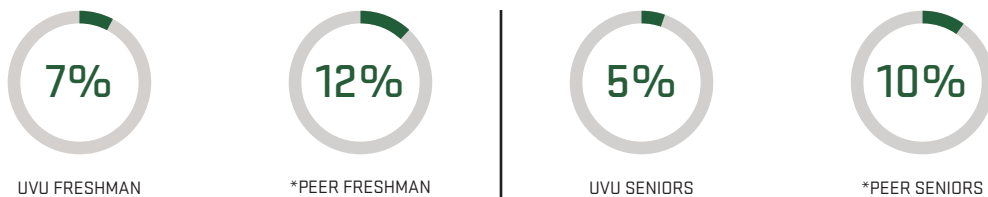
STUDENTS BY DELIVERY MODE



COLLEGE ENROLLMENT BY GENDER - FALL 2015



PERCENT OF LGBTQ+ OR UNSURE BY CLASS STANDING



*National universities similar in enrollment