



AGENDA

HIGHER EDUCATION APPROPRIATIONS SUBCOMMITTEE

Friday, January 26, 2024 | 8:00 AM | 110 Senate Building

1. 8:00 AM Call to Order and Recognition of Board Members
2. 8:05 AM Approval of Minutes – January 22, 2024
3. 8:10 AM Weber State University
4. 8:40 AM Utah Valley University
5. 9:10 AM Southern Utah University
6. 9:40 AM Prosperity 2020 Report Update
7. 10:10 AM Requests for Appropriation
 - Educating High-Temperature Materials Engineers for Hypersonics: Rep. Musselman
 - Western Heritage Sustainability: Sen. Owens
 - Utah Fire & Rescue Academy: Sen. Harper
 - Intern Training and Recruitment for Policy Centers: Rep. Hawkins
 - Aviation Maintenance and Leadership Initiative: Rep. Brooks
 - Civic Thought and Leadership Initiative: Rep. Burton
8. 10:50 AM Other Business and Adjourn



Higher Education Appropriations Subcommittee - January 26, 2024

110 Senate Building



Link to document

1 of 40



- Rep. Hawkins moved to approve the minutes of the January 22, 2024 meeting.
- Utah Valley University
- Astrid Tuminez, President, Utah Valley University gave an overview of UVU with the assistance of James Mortensen, Vice President of Finance.
- 4a-UVU Presentation 24GS



Utah Valley University
President Astrid S. Tuminez
January 26, 2024


2024 Higher Education Appropriations

Subcommittee Report



THANK YOU FOR YOUR
SUPPORT!

UVU: Educating
all students for
success in **work
and life**

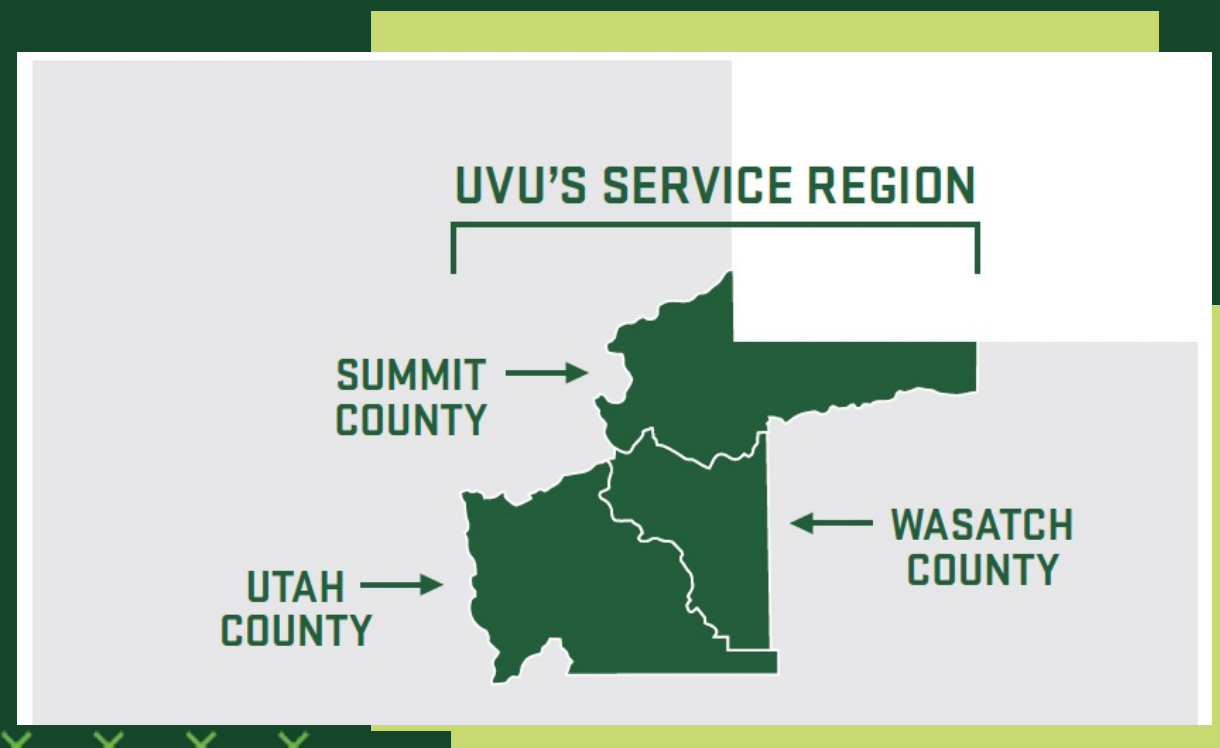


“SCALE”

1 million more by 2065

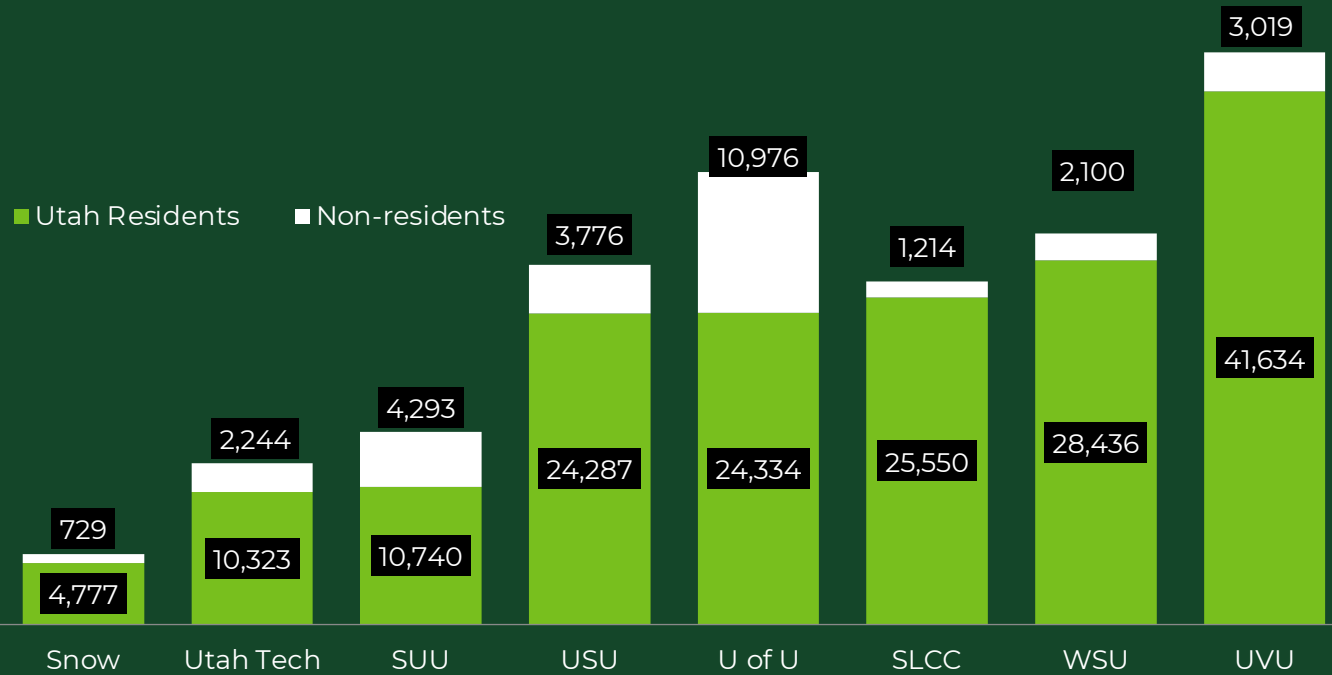
**1:3 NEW RESIDENTS
AND 1:4 NEW JOBS**

in Utah will be in UVU's service region.



UVU Educates The Most Utahns

Fall 2023 Headcount by Residency



Source: [USHE.edu/institutional-data-resources](https://www.ushe.edu/institutional-data-resources)



Utah Valley University Student Demographics



Total Enrollment

44,653

20%



Students of Color

35%



Are Married or in a Partnership

78%



Are Employed

37%



First Generation Students

18%



Adult Learners (25+)

37%



Post-high School Undergraduates Are Part Time

14%



Have at Least One Child 18 or Younger

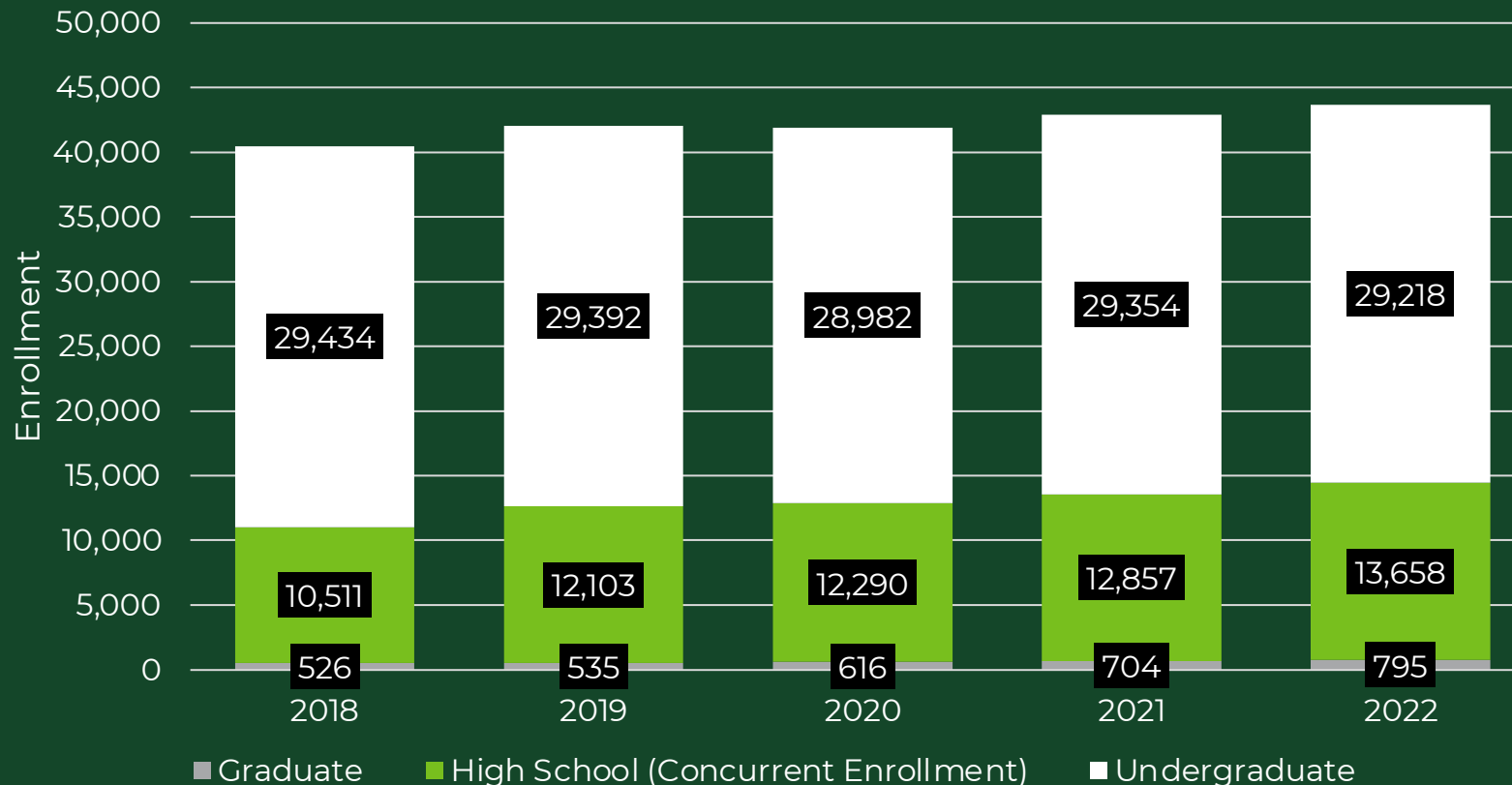
25%



Work at Least 31 Hours a Week

Enrollment History: Headcount

5-Year Headcount – Fall EOT

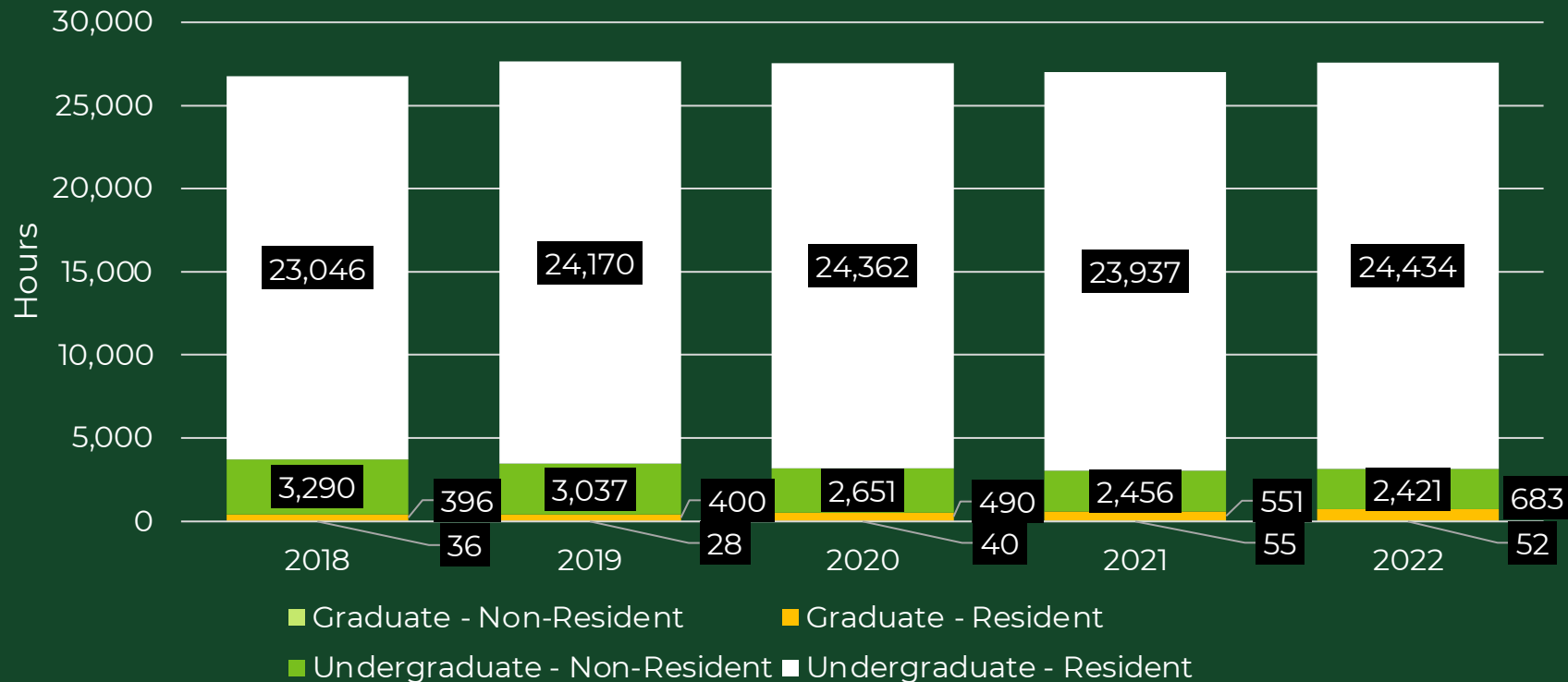


Source: OCHE Data Governance & Analytics



Enrollment History: FTE

5-Year FTE by Residency Status and Program Type

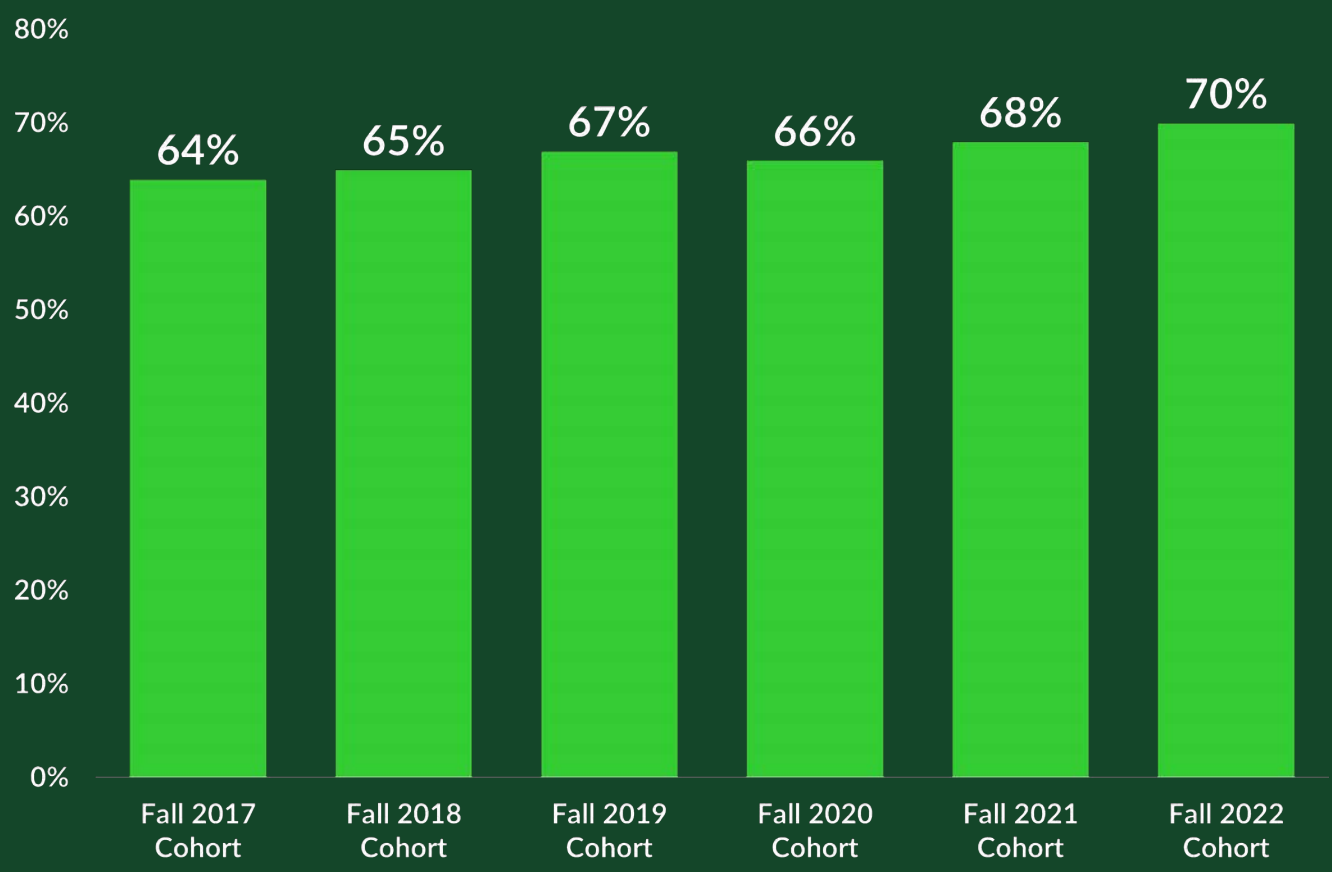


Source: OCHE Data Governance & Analytics



“IMPACT”

Persistence & Support: Retention Rate



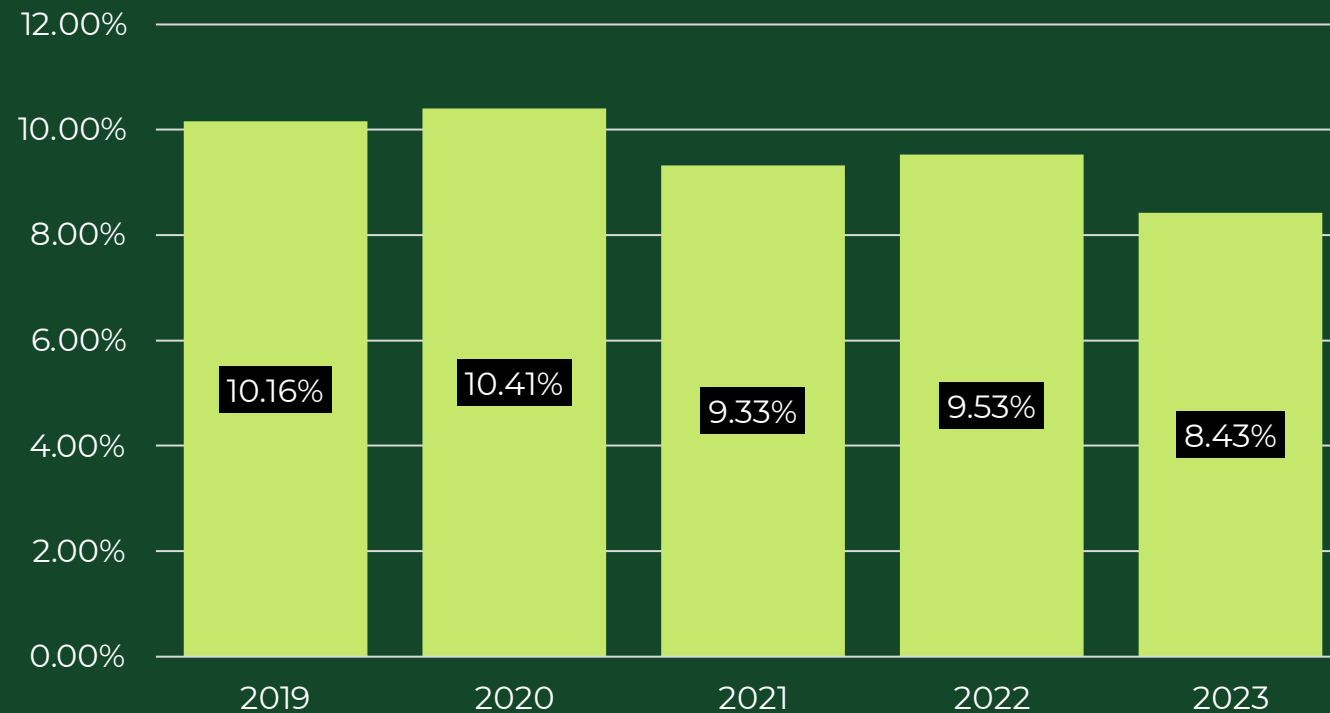
Source: UVU BIRS Graduation and Retention Dashboard

Statewide Attainment

Goal: Access

1.95m fewer students in college in the US in the last decade, or a 10% decline.

UVU - All Students



Source: OCHE Data Governance & Analytics

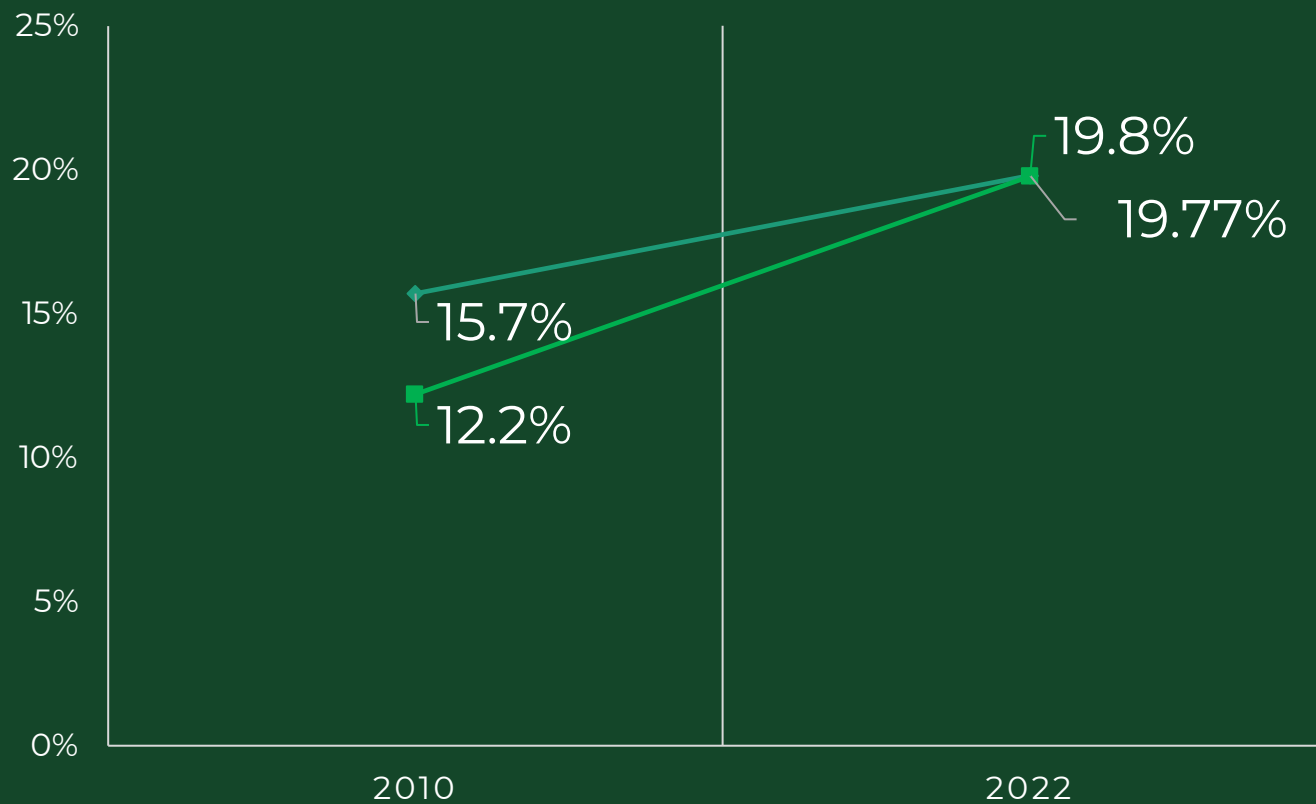


Closing the Opportunity Gap

UVU |

STUDENTS OF COLOR

—◆— Utah County Population —■— UVU Students





Latino Success



5,587

Fall 2023 Latino students

1,643

Latino graduates (2022)

18.1%

Increase in Latino student enrollment since 2018

65.37%

Increase of total awards earned by Latino students since 2018

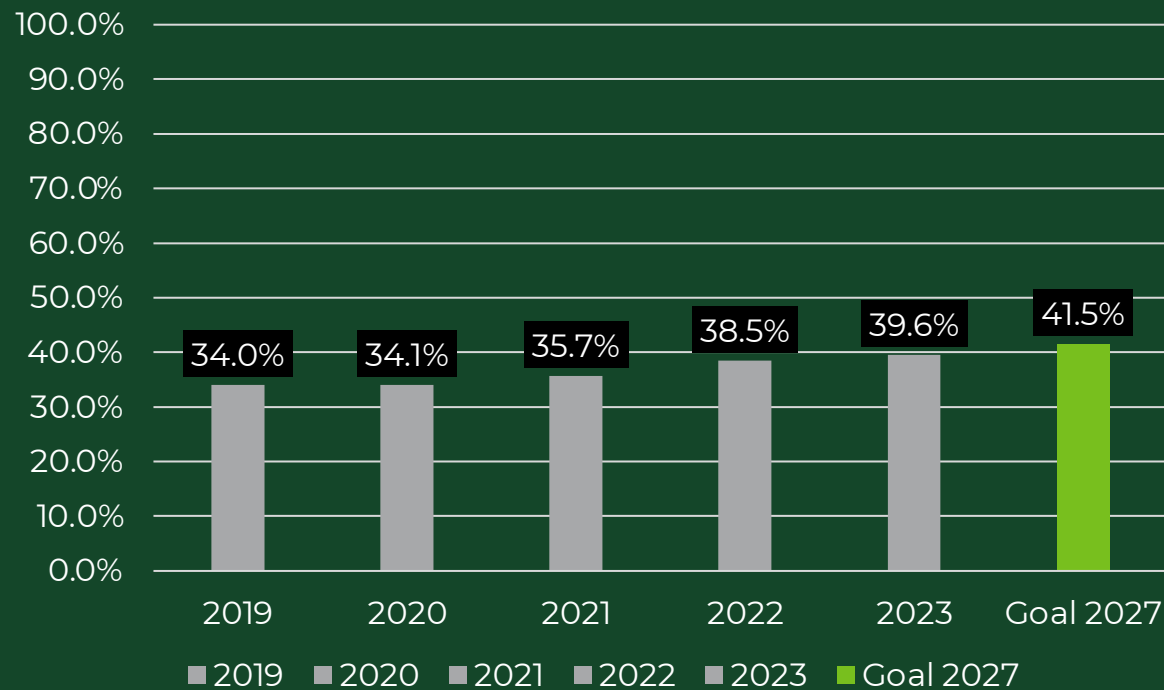


Statewide Attainment Goal: Timely Completion



Timely Completion: Share of awards completed within 1.5 time (e.g., 6 years for bachelor's)

UVU - All Students



8-Year Graduation Outcome Measure
All Students (includes all degrees, part-time,
transfer) for 2015/26-2023 is **46%**.

Source: OCHE Data Governance & Analytics





CLASS OF 2023

- 8,517 graduates
- 9,629 degree & certificates
- 33% first-generation students
- 19% students of color
- 49% women
- 41% 25+ years old
- Age range: 16-69 years old





Utah's Workforce and Economic Engine



Statewide Attainment Goal: High Yield Awards

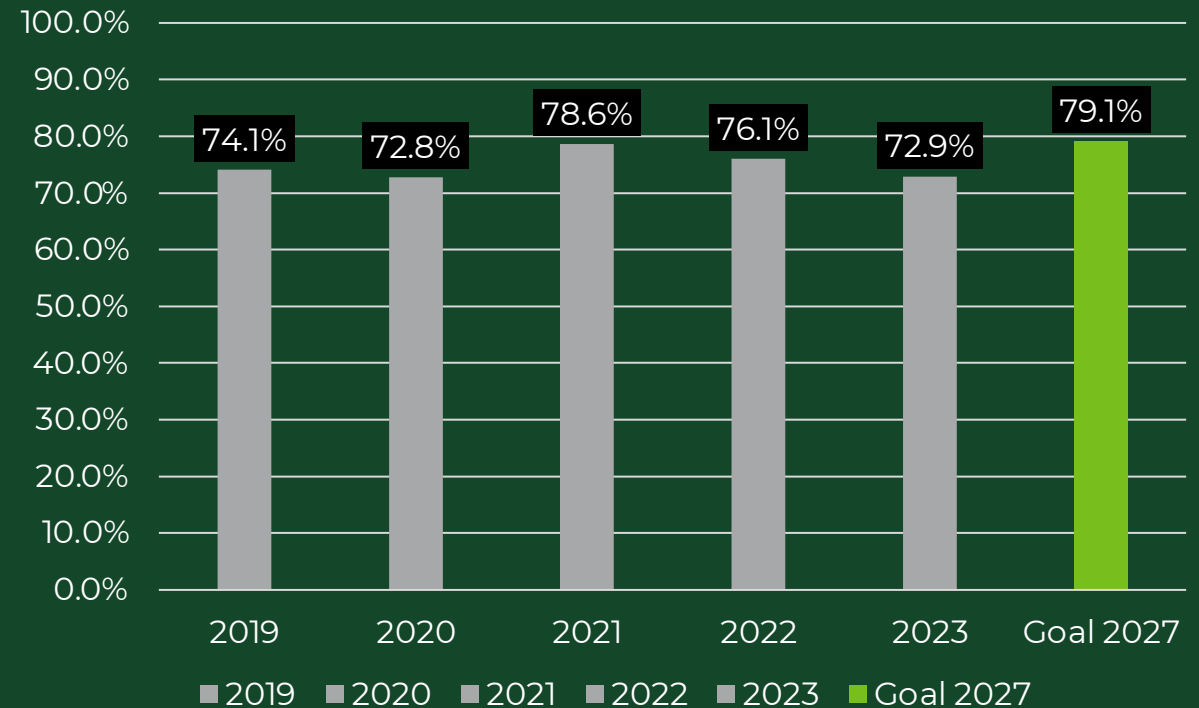


High-wage/high-demand jobs as defined by the Department of Workforce Services' four-and-five-star jobs publication.

Source: <https://ushe.edu/resources/board-training/performance-funding/>

High Yield Award Area Examples: Healthcare, First Responders, Social work, Education, Computer Science, Engineering, Finance, Visual and Performing Arts, etc.

UVU - All Students



Source: OCHE Data Governance & Analytics



CLASS OF 2021



87%

Employed



83%

Employed in
Utah



79%

Employment related to
their degree



Job Placement

UVU Alumni are more willing to hire UVU grads than the alums of any other University are willing to hire their own school's grads.

Source: Reputation Economy Advisors



Among completers from the 2022-2023 academic year, 88% of graduates from the School of Education programs were employed in the field of education in less than one year after completion.

Source: UVU School of Education





UVU GRADS STAY!

- **77%** of UVU students live in Utah 10 years after graduation.
- **83%** of UVU students live in Utah a year after graduation.

Alumni Impact



Jobs CEO Council



UVU |



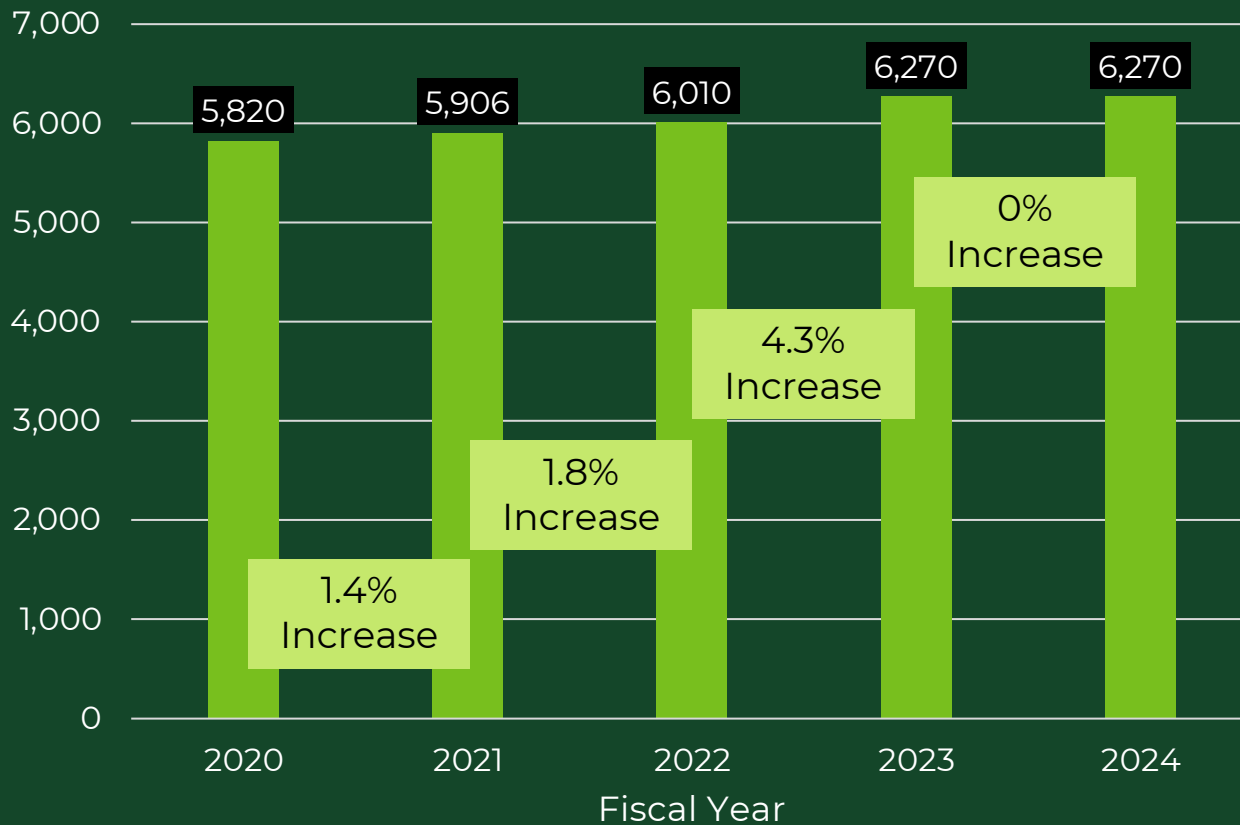


Stewardship of Funds: Effective and Relevant Education



Tuition

5-Year Resident Tuition and Fees



Source: Data Book

4.56% Average Rate of Inflation in Utah



General Fees, Full-time Student

Fee Name	Description	2019-20	2020-21	2021-22	2022-23	2023-24	Avg. Annual Growth
Student Activity/Support	Orgs, Rec, Arts, Pub, Library etc.	\$143.50	\$159.50	\$156.10	\$156.10	\$167.98	4.3%
Building Support/Bond	Building Support, Bonds	\$292.84	\$292.84	\$289.32	\$289.32	\$298.84	0.5%
Athletic	Events, Fitness center	\$209.70	\$209.70	\$166.42	\$166.42	\$156.42	-6.4%
Health	Health, Wellness	\$22.94	\$22.94	\$17.08	\$17.08	\$19.68	-3.6%
Technology	Computer Technology	\$15.94	\$15.94	-	-	-	-25.0%
Transportation	Transit Pass, Shuttles	\$13.08	\$13.08	\$13.08	\$13.08	\$13.08	0.0%
Total		\$698.00	\$714.00	\$642.00	\$642.00	\$656.00	-1.5%

Source: R-2 Student Fees

UVU's 23-24 fees are \$42 lower than in 2019-20.



Affordability:

Discounted Tuition vs Sticker Price

UVU's "sticker price" for tuition is not the actual price our students pay.

2022-23 maximum PELL grant

exceeds

UVU's tuition/fees for resident students

47%

our students receive some form of financial aid that covers **90%** of tuition/fees and does not need to be repaid

\$5 Per Credit

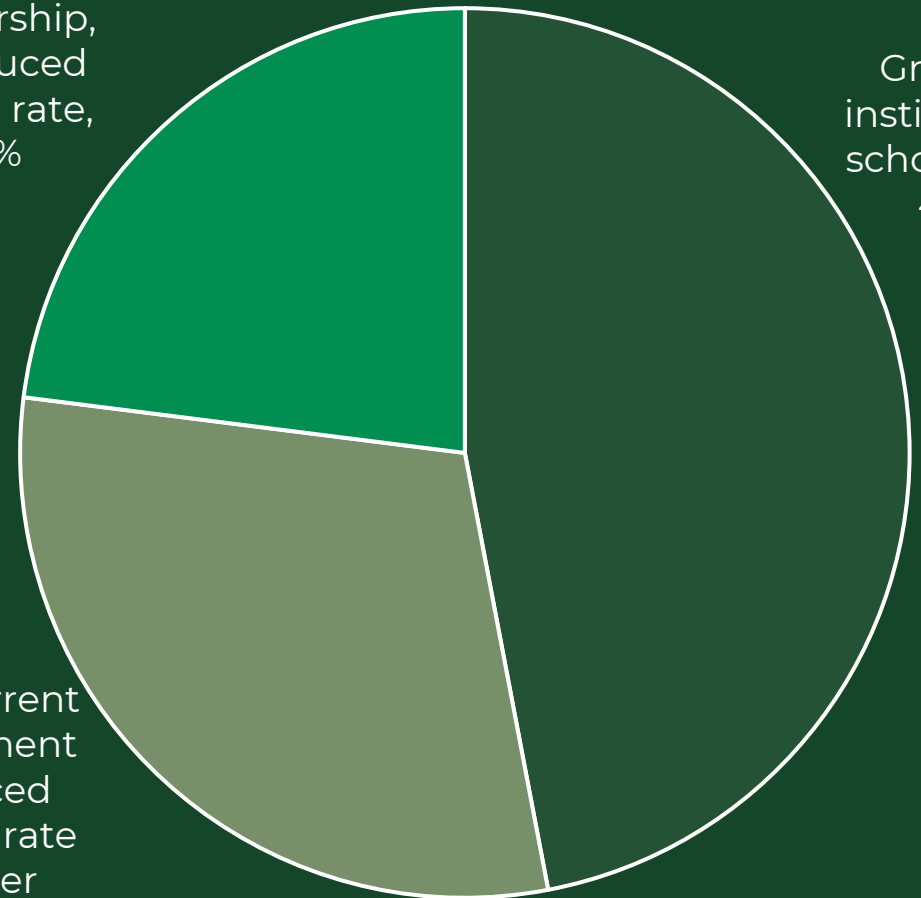
Concurrent Enrollment students pay a steeply discounted

UVU Undergraduate Students Receiving Grant, Scholarship, or Reduced Tuition Rate, 2020-2021

No grant, institutional scholarship, or reduced tuition rate, 23%

Grant or institutional scholarship, 47%

Concurrent enrollment reduced tuition rate (\$5 per credit), 30%



Source: IPEDS and UVU Enrollment Data



PRESIDENT'S SCHOLARSHIP BALL 2023

TOTAL RAISED:

\$871,354



#1 in Utah for NSF S-STEM Scholarship Funding

\$5,699,559

Total Current NSF S-STEM Funding for UVU

149

Low-income UVU
Students
Supported

4


Number Of NSF
S-STEM Grants
Currently Held By UVU

#1

S-STEM Grant UVU's
Rank in Utah for
NSF

#20

UVU's Rank
Nationally for NSF
S-STEM Grants



Total Revenues

Without New Requests



Source of Revenue	FY 2019	FY 2020	FY 2021	FY 2022	FY 2023
State Appropriations	\$151,910,719	\$121,965,487	\$153,084,172	\$198,006,949	\$185,432,657
Tuition and Fees	\$148,173,407	\$146,105,537	\$149,237,393	\$149,139,697	\$156,387,496
Grants and Contracts	\$73,584,041	\$84,411,645	\$138,057,437	\$138,558,222	\$86,549,057
Gifts	\$9,995,336	\$8,129,088	\$17,551,631	\$11,306,427	\$6,800,693
Educational Activities	\$4,172,099	\$3,243,825	\$909,490	\$3,124,998	\$3,251,200
Auxiliary and Other	\$30,463,711	\$25,366,345	\$12,823,168	\$13,368,028	\$29,273,306
<i>Total</i>	<i>\$418,299,313</i>	<i>\$389,221,927</i>	<i>\$471,663,291</i>	<i>\$513,504,321</i>	<i>\$467,694,409</i>

Source: C-3 IPEDS



Expenditures

Without New Requests



Expenditure Categories	FY 2019	FY 2020	FY 2021	FY 2022	FY 2023
Instruction	\$129,388,257	\$129,821,049	\$131,835,301	\$141,762,048	\$152,309,066
Research	\$370,248	\$371,734	\$520,427	\$864,511	\$936,069
Public Service	\$491,260	\$522,415	\$380,242	\$452,072	\$436,485
Academic Support	\$36,130,145	\$36,679,424	\$37,863,067	\$49,261,029	\$52,453,456
Student Services	\$31,609,579	\$32,376,104	\$32,292,884	\$39,444,610	\$43,029,895
Institutional Support	\$55,597,636	\$55,043,133	\$66,143,881	\$66,639,811	\$67,450,549
Scholarships	\$34,198,024	\$41,801,652	\$46,932,952	\$71,365,900	\$43,136,259
Auxiliary Enterprise	\$26,948,951	\$24,775,013	\$16,278,997	\$19,293,950	\$23,032,442
Operations and Maintenance of Plant	\$26,416,049	\$25,627,012	\$32,252,791	\$31,296,518	\$31,979,330
Depreciation and Other	\$20,302,536	\$22,299,281	\$22,297,129	\$23,970,854	\$31,280,591
<i>Total</i>	<i>\$361,449,685</i>	<i>\$369,316,817</i>	<i>\$386,797,671</i>	<i>\$444,351,303</i>	<i>\$446,044,142</i>

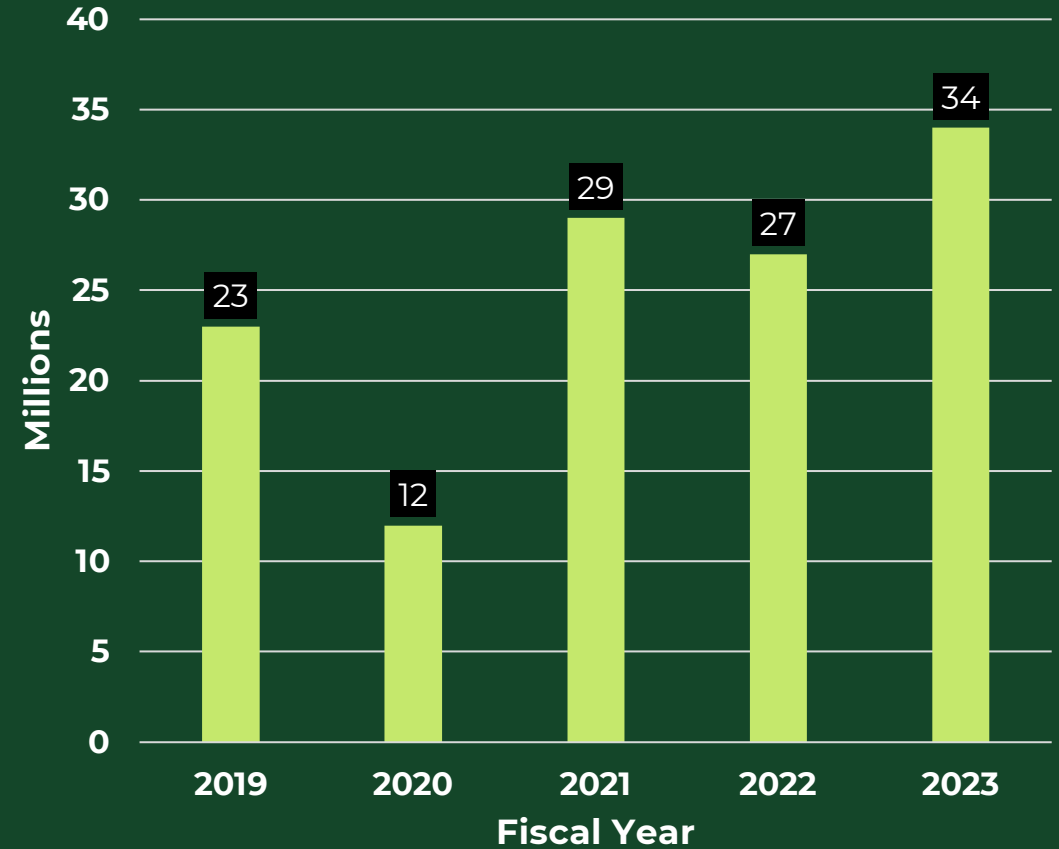
Source: C-3 IPEDS



Nonlapsing Balances



5-YEAR NONLAPSING BALANCES

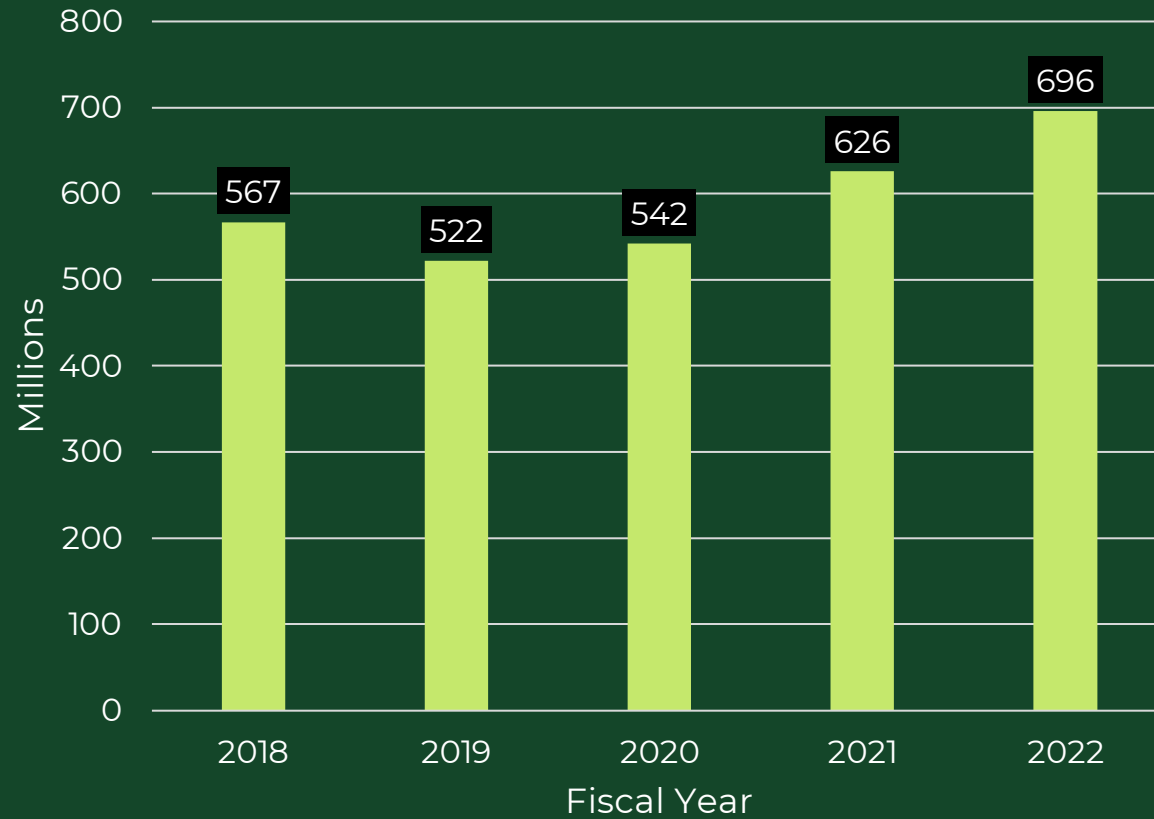


Source: A-1 Actual



Net Position

5-YEAR NET POSITION



Source: Annual Financial Statements



Investments



FY 2022

Fund	Amount
Endowment	\$70,928,826
Foundation	\$56,032,717
Other	\$186,740,495
Total	\$313,702,038

Category	Percent
Cash Equivalent	47.08%
Government	0.00%
Stocks	2.92%
Corporate Bonds	20.48%
Pooled	8.44%
Other	21.08%
Total	100.00%

Source: Annual Money Management Report FY 2022



Last Year General Session Appropriations

New State Fund Appropriations

Funded Items	FY 2023	FY 2024			% of Base
	Suppl.	One-time	Ongoing	Total	
Compensation	-	-	\$18,829,300	\$18,829,300	11.4%
Performance	-	\$7,112,500	-	\$7,112,500	4.3%
Civic Thought & Leadership Initiative	-	\$1,750,000	-	\$1,750,000	1.1%
Native American Excellence Opportunity	\$1,506,700	-	\$503,500	\$2,010,200	1.2%
Reallocations	-	-	\$1,397,000	\$1,397,000	0.8%
Internal Service Fund	-	-	\$518,000	\$518,000	0.3%
The Herbert Institute	-	\$250,000	-	\$250,000	0.2%
Operation & Maintenance Adjustment	-	-\$1,755,200	-	-\$1,755,200	-1.1%
Total	\$1,506,700	\$7,357,300	\$21,247,800	\$30,111,800	18.3%

Source: LFA All Bills Crosswalk

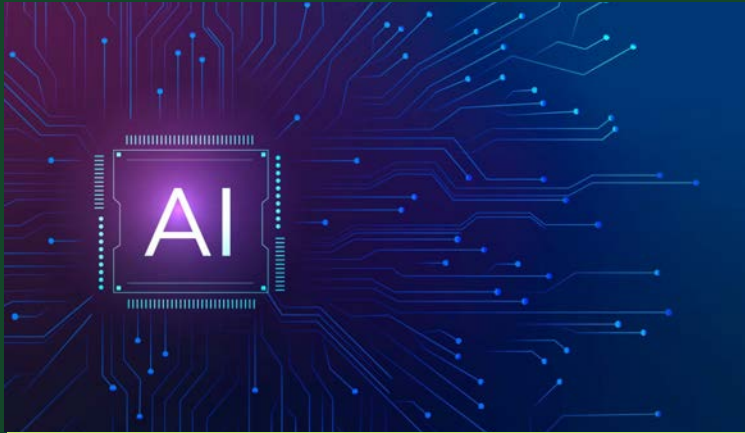


UVU Stewardship Conversations:

Intentional Shifts to Reallocate Resources



— Creating Opportunity & What it Costs



TA in a Box

- AI/Automation
- Cybersecurity



R&R

- 2020 HEERF COVID Software Renewals now due
- Modernizing Classrooms



Cost of Instruction

- Sciences, Health Professions, Engineering

Request for New Funding



New State Fund Appropriations

Funded Items	FY 2025	
	Ongoing	% of Base
Compensation*	\$7,182,200	3.8%
Performance (eligible)	\$3,731,100	2.0%
Total	\$10,913,300	5.8%

*Request on par with state entities. Current amount based on GOPB budget of 2.9% salary, 7.2% health, and 0.9% dental. Tax portion only.

Source: November 3rd Board meeting

- Enhance Student Success and Accelerate Completion
- Institutional and Workforce Readiness
- Flexible Educational Opportunities for Timely Completion
- Digital Transformation/Cybersecurity
- High Demand Program Expansion





2024 RFA – Workforce Alignment



Jobs CEO Council
\$700K one-time and \$600K ongoing

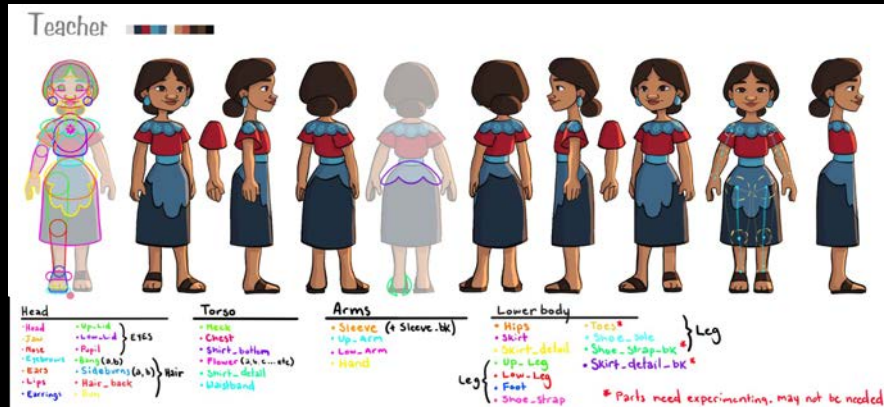
UVU Innovation Academy

Pathways that connect students & faculty with employers

UVU
Excelerate



e2i



Paid
Internships

Career-
Starting
Jobs

KATELYN "JO" HICKMAN



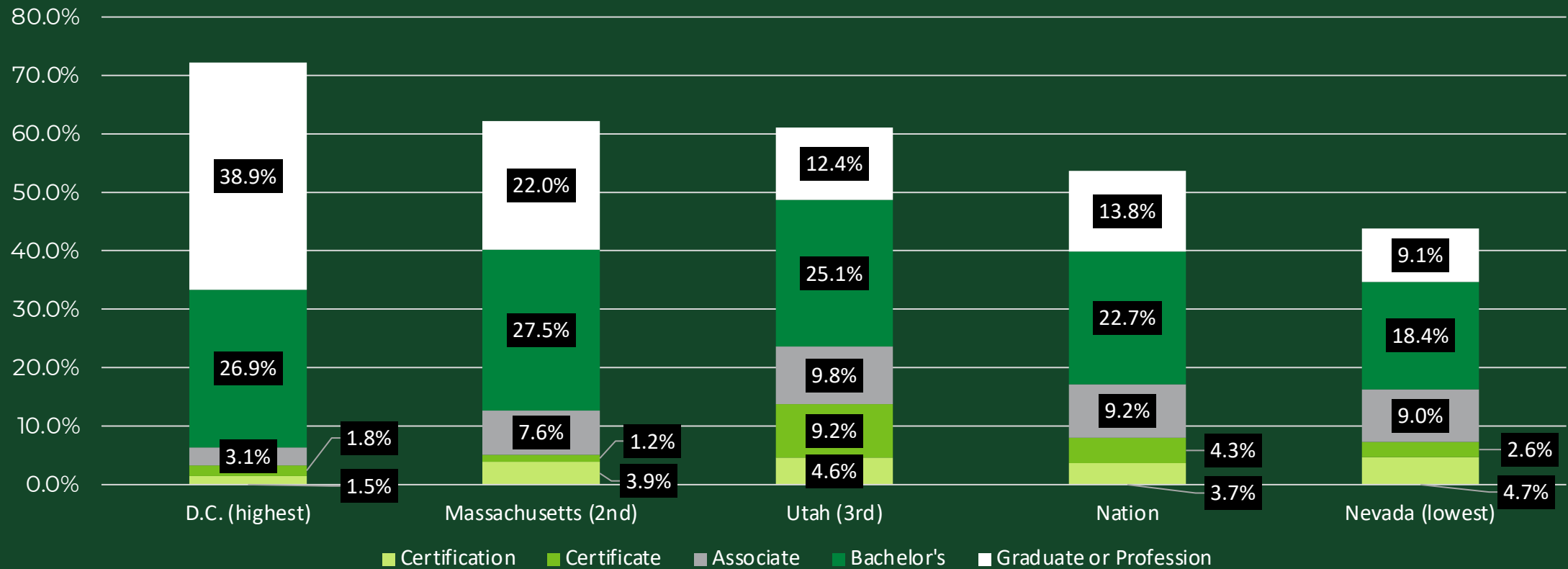
SAMUEL LEWIS



CONGRATULATIONS, UTAH! A Stronger Nation



2021 Education Distribution Ages 25-64



Source: <https://www.luminafoundation.org/stronger-nation/report/#/progress>

Thank You!

