COLLEGENavigator

Back to Results Print Save MY FAVORITES (0)

Name of School
utah valley

States (use map for more than 1 state)
No Preference
Alabama
Alaska
Use Map

ZIP Code Miles from

Programs/Majors
0 Items Selected
Browse for Programs

Level of Award
☐ Certificate ☐ Associate's
☐ Bachelor's ☐ Advanced

Institution Type
☐ Public ☐ 4-year
☐ Private non-profit ☐ 2-year
☐ Private for-profit ☐ < 2-year

⊕ MORE SEARCH OPTIONS

Show Results

Guide Me | Clear Search

Utah Valley University

800 W University Parkway, Orem, Utah 84058-5999

Add to Favorites

General information:	(801) 863-8000
Website:	www.uvu.edu/
Type:	4-year, primarily associate's, Public
Awards offered:	Less than one year certificate One but less than two years certificate Associate's degree Two but less than 4 years certificate Bachelor's degree Postbaccalaureate certificate Master's degree
Campus setting:	City: Small
Campus housing:	No
Student population:	43,099 (42,296 undergraduate)
Student-to-faculty ratio:	25 to 1

View on Google Maps

IPEDS ID: 230737
OPE ID: 00402700

Expand All | Collapse All

⊖ GENERAL INFORMATION

Admissions	www.uvu.edu/welcome/
Apply Online	www.uvu.edu/welcome/
Financial Aid	www.uvu.edu/financialaid/
Net Price Calculator	www.uvu.edu/financialaid/docs/net_price_calculator/npcalc.html
Tuition Policies for Servicemembers and Veterans	www.uvu.edu/veterans/gettingstarted/index.html
Disability Services	www.uvu.edu/accessibility/
Athletic Graduation Rates	www.uvu.edu/compliance/docs/srtk_graduation_transfer_retention_2023.pdf

Mission Statement
www.uvu.edu/president/mission.html

Federal Aid
Eligible students may receive Pell Grants and other federal aid (e.g. Direct Loans).

For-credit instruction programs offered
Occupational
Academic
Continuing professional
Recreational or avocational (leisure) programs
Adult basic or high school equivalency
Developmental

Noncredit education offered
Workforce Education
Contract Training/Customized Training
Recreational/Avocational/Leisure/Personal Enrichment
Continuing Professional Education

Credit Accepted
Credit for life experiences
Advanced placement (AP) credits

Special Learning Opportunities
Distance education – undergraduate programs offered
Distance education – graduate programs offered
ROTC (Army)
Study abroad
Weekend/evening college
Teacher certification (below the postsecondary level)

Student Services
Academic/career counseling service
Employment services for students
Placement services for completers
On-campus day care for students' children

Undergraduate students enrolled who are formally registered with office of disability services, Fall 2022
5.76%

High school students enrolled in college courses for credit, 2022-2023
15,862

Carnegie Classification
Master's Colleges & Universities: Larger Programs

Religious Affiliation
Not applicable

FACULTY AND GRADUATE ASSISTANTS BY PRIMARY FUNCTION, FALL 2022	FULL TIME	PART TIME
Total faculty	793	778
Instructional	793	527
Research and public service	0	251
Total graduate assistants	-	0
Instructional	-	0
Research	-	0

⊖ TUITION, FEES, AND ESTIMATED STUDENT EXPENSES

ESTIMATED EXPENSES FOR FULL-TIME BEGINNING UNDERGRADUATE STUDENTS

- Beginning students are those who are entering postsecondary education for the first time.

ESTIMATED EXPENSES FOR ACADEMIC YEAR	2020-2021	2021-2022	2022-2023	2023-2024	% CHANGE 2022-2023 TO 2023-2024
Tuition and fees					
In-state	$5,906	$6,010	$6,270	$6,270	0.0%
Out-of-state	$16,806	$17,092	$17,830	$17,830	0.0%
Books and supplies	$588	$588	$670	$670	0.0%
Living arrangement					
Off Campus					
Food and Housing	$9,018	$9,018	$9,234	$9,234	0.0%
Other expenses	$3,664	$3,664	$3,556	$3,556	0.0%
Off Campus with Family					
Other expenses	$3,664	$3,664	$3,556	$3,556	0.0%
TOTAL EXPENSES	**2020-2021**	**2021-2022**	**2022-2023**	**2023-2024**	**% CHANGE 2022-2023 TO 2023-2024**
In-state					
Off Campus	$19,176	$19,280	$19,730	$19,730	0.0%
Off Campus with Family	$10,158	$10,262	$10,496	$10,496	0.0%
Out-of-state					
Off Campus	$30,076	$30,362	$31,290	$31,290	0.0%
Off Campus with Family	$21,058	$21,344	$22,056	$22,056	0.0%

MULTIYEAR TUITION CALCULATOR

Estimate the total tuition and fee costs over the duration of a typical program.

AVERAGE GRADUATE STUDENT TUITION AND FEES FOR ACADEMIC YEAR	2023-2024
In-state tuition	$9,152
In-state fees	$561
Out-of-state tuition	$22,382
Out-of-state fees	$561

ALTERNATIVE TUITION PLANS AND PROMISE PROGRAM

TYPE OF PLAN	OFFERED
Tuition guarantee plan	
Prepaid tuition plan	
Tuition payment plan	X
Other alternative tuition plan	

- Does not participate in Promise program

FINANCIAL AID

UNDERGRADUATE STUDENT FINANCIAL AID, 2021-2022

Full-time Beginning Undergraduate Students

- Beginning students are those who are entering postsecondary education for the first time.

TYPE OF AID	NUMBER AWARDED AID	PERCENT AWARDED AID	TOTAL AMOUNT OF AID AWARDED	AVERAGE AMOUNT OF AID AWARDED
Any student financial aid[1]	3,128	100%	—	—
Grant or scholarship aid	3,128	100%	$11,369,563	$3,635
Federal grants	3,127	100%	$5,980,136	$1,912
Pell grants	774	25%	$4,045,574	$5,227
Other federal grants	3,127	100%	$1,934,562	$619
State/local government grant or scholarships	403	13%	$611,453	$1,517
Institutional grants or scholarships	1,499	48%	$4,777,974	$3,187
Student loan aid	389	12%	$2,465,168	$6,337
Federal student loans	371	12%	$1,932,815	$5,210
Other student loans	39	1%	$532,353	$13,650

- [1] Includes students awarded Federal work study aid and aid from other sources not listed above.

All Undergraduate Students

TYPE OF AID	NUMBER AWARDED AID	PERCENT AWARDED AID	TOTAL AMOUNT OF AID AWARDED	AVERAGE AMOUNT OF AID AWARDED
Degree/certificate-seeking				
Grant or scholarship aid[1]	26,915	98%	$106,060,038	$3,941
Pell grants	10,390	38%	$54,604,853	$5,256
Federal student loans	3,939	14%	$29,543,869	$7,500
Non-degree/non-certificate-seeking				
Grant or scholarship aid[1]	237	2%	$239,482	$1,010

- [1] Grant or scholarship aid includes aid awarded, from the federal government, state or local government, the institution, and other sources known by the institution.
- For more information on Student Financial Assistance Programs or to apply for financial aid via the web, visit Federal Student Aid.

NET PRICE

AVERAGE NET PRICE FOR FULL-TIME BEGINNING STUDENTS

Full-time beginning undergraduate students who paid the in-state or in-district tuition rate and were awarded grant or scholarship aid from federal, state or local governments, or the institution.

	2019-2020	2020-2021	2021-2022
Average net price	$8,184	$9,210	$9,346

Full-time beginning undergraduate students who paid the in-state or in-district tuition rate and were awarded Title IV aid by income.

AVERAGE NET PRICE BY INCOME	2019-2020	2020-2021	2021-2022
$0 – $30,000	$7,707	$7,403	$7,182
$30,001 – $48,000	$9,992	$8,392	$7,567
$48,001 – $75,000	$11,196	$9,842	$9,348
$75,001 – $110,000	$12,446	$12,590	$11,181
$110,001 and more	$13,248	$13,414	$13,365

- Average net price is generated by subtracting the average amount of federal, state/local government, or institutional grant or scholarship aid from the total cost of attendance. Total cost of attendance is the sum of published tuition and required fees (lower of in-district or in-state), books and supplies, and the weighted average for Food and Housing and other expenses.
- Beginning students are those who are entering postsecondary education for the first time.
- Title IV aid to students includes grant aid, work study aid, and loan aid. These include: Federal Pell Grant, Federal Supplemental Educational Opportunity Grant (FSEOG), Academic Competitiveness Grant (ACG), National Science and Mathematics Access to Retain Talent Grant (National SMART Grant), Teacher Education Assistance for College and Higher Education (TEACH) Grant, Federal Work-Study, Federal Perkins Loan, Subsidized Direct or FFEL Stafford Loan, and Unsubsidized Direct or FFEL Stafford Loan. For those Title IV recipients, net price is reported by income category and includes students awarded federal aid even if none of that aid was provided in the form of grants. While Title IV status defines the cohort of student for which the data are reported, the definition of net price remains the same – total cost of attendance minus grant aid.

NET PRICE CALCULATOR

An institution's net price calculator allows current and prospective students, families, and other consumers to estimate the net price of attending that institution for a particular student.

Visit this institution's **net price calculator** www.uvu.edu/financialaid/docs/net_price_calculator/npcalc.html

ENROLLMENT

FALL 2022

TOTAL ENROLLMENT	43,099
Undergraduate enrollment	42,296
Undergraduate transfer-in enrollment	2,378
Graduate enrollment	803

UNDERGRADUATE ATTENDANCE STATUS

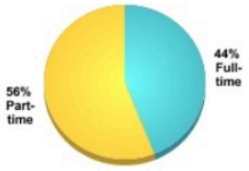

UNDERGRADUATE STUDENT GENDER

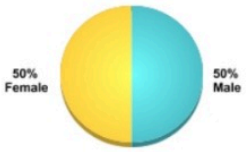

UNDERGRADUATE RACE/ETHNICITY



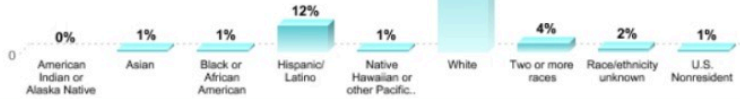

UNDERGRADUATE STUDENT AGE

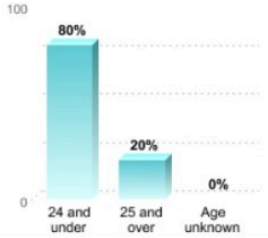

UNDERGRADUATE STUDENT RESIDENCE

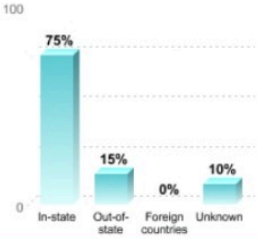

- Age data are reported for Fall 2021.
- Residence data are reported for first-time degree/certificate-seeking undergraduates.

UNDERGRADUATE DISTANCE EDUCATION STATUS

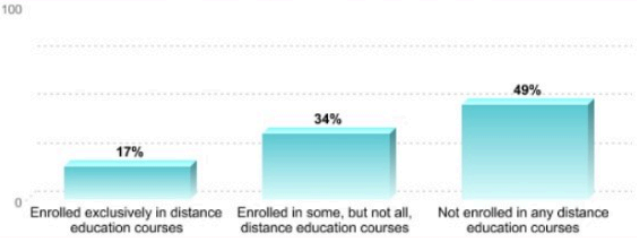

GRADUATE ATTENDANCE STATUS

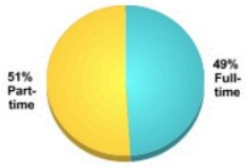

GRADUATE DISTANCE EDUCATION STATUS

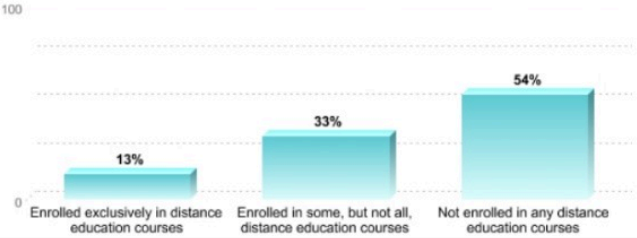

⊖ ADMISSIONS

Undergraduate application fee (2023-2024):	$35

- This institution has an open admission policy. Contact the institution for more information.

⊖ RETENTION AND GRADUATION RATES

FIRST-TO-SECOND YEAR RETENTION RATES

Retention rates measure the percentage of first-time students who are seeking bachelor's degrees who return to the institution to continue their studies the following fall.

RETENTION RATES FOR FIRST-TIME STUDENTS PURSUING BACHELOR'S DEGREES

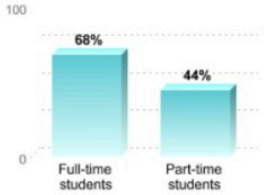

Percentage of Students Who Began Their Studies in Fall 2021 and Returned in Fall 2022

OVERALL GRADUATION RATE AND TRANSFER-OUT RATE

The overall graduation rate is also known as the "Student Right to Know" or IPEDS graduation rate. It tracks the progress of students who began their studies as **full-time, first-time degree- or certificate-seeking students** to see if they complete a degree or other award such as a certificate within 150% of "normal time" for completing the program in which they are enrolled.

Some institutions also report a transfer-out rate, which is the percentage of the full-time, first-time students who transferred to another institution without completing at the current institution.

Note that not all students at the institution are tracked for these rates. Students who have already attended another postsecondary institution, or who began their studies on a part-time basis, are not tracked for this rate. **At this institution, 45 percent of entering students were counted as "full-time, first-time" in 2022.**

OVERALL GRADUATION AND TRANSFER-OUT RATES FOR STUDENTS WHO BEGAN THEIR STUDIES IN FALL 2016

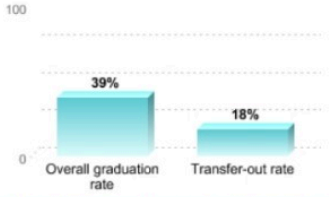

Percentage of Full-time, First-Time Students Who Graduated or Transferred Out Within 150% of "Normal Time" to Completion for Their Program

BACHELOR'S DEGREE GRADUATION RATES

Bachelor's degree graduation rates measure the percentage of entering students beginning their studies full-time and are planning to get a bachelor's degree and who complete their degree program within a specified amount of time.

GRADUATION RATES FOR STUDENTS PURSUING BACHELOR'S DEGREES

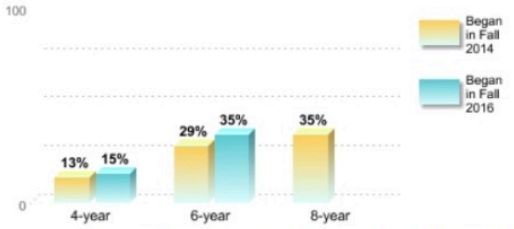

Percentage of Full-time, First-time Students Who Graduated in the Specified Amount of Time and Began in Fall 2014 or Fall 2016

6-YEAR GRADUATION RATE BY GENDER FOR STUDENTS PURSUING BACHELOR'S DEGREES

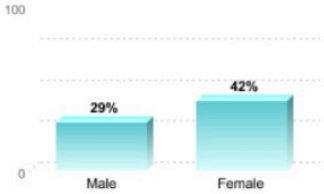

Percentage of Full-time, First-time Students Who Began Their Studies in Fall 2016 and Received a Degree or Award Within 150% of "Normal Time" to Completion for Their Program

6-YEAR GRADUATION RATE BY RACE/ETHNICITY FOR STUDENTS PURSUING BACHELOR'S DEGREES

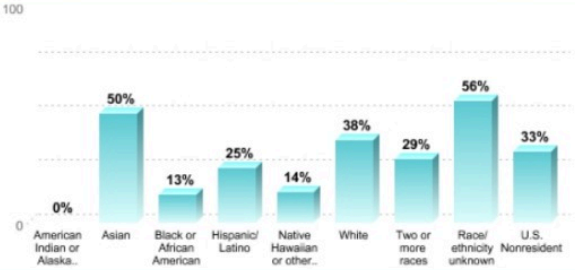

Percentage of Full-time, First-time Students Who Began Their Studies in Fall 2016 and Received a Degree or Award Within 150% of "Normal Time" to Completion for Their Program

⊖ OUTCOME MEASURES

- Alternative measures of student success are reported by degree-granting institutions to describe the outcomes of degree/certificate-seeking undergraduate students who are not only first-time, full-time students, but also part-time attending and non-first-time (transfer-in) students. These measures are also reported for students receiving Pell grants and those students that do not receive Pell grants. These measures provide the 8-year award-completion rates by award level (certificates, associate's and bachelor degrees) after entering an institution. For students who did not earn any undergraduate award after 8-years of entry, the enrollment statuses are reported as either still enrolled at the institution, or subsequently transferred out of the institution. Unlike the Graduation Rates data, all reporting institutions must report on their transfer outs regardless if the institution has a mission that provides substantial transfer preparation.

FULL-TIME, FIRST-TIME DEGREE/CERTIFICATE-SEEKING UNDERGRADUATES WHO ENTERED IN 2014-15

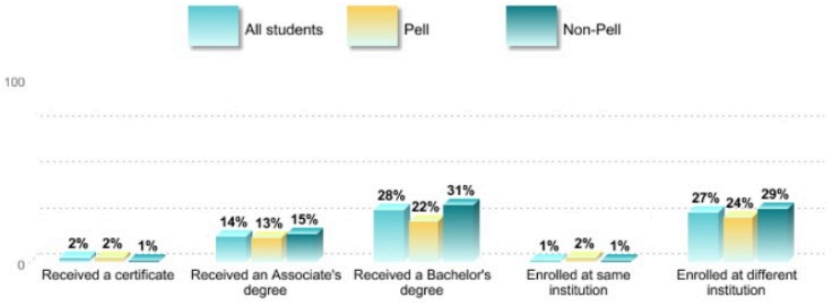

PART-TIME, FIRST-TIME DEGREE/CERTIFICATE-SEEKING UNDERGRADUATES WHO ENTERED IN 2014-15

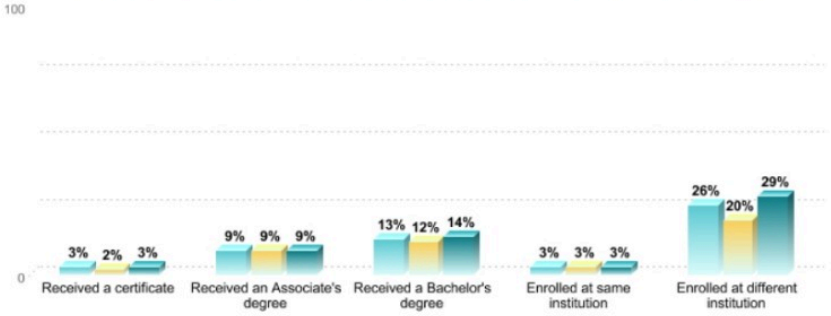

FULL-TIME, NON-FIRST-TIME DEGREE/CERTIFICATE-SEEKING UNDERGRADUATES WHO ENTERED IN 2014-15

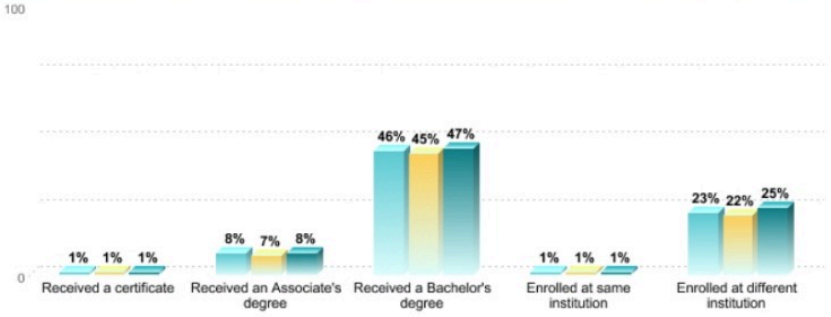

PART-TIME, NON-FIRST-TIME DEGREE/CERTIFICATE-SEEKING UNDERGRADUATES WHO ENTERED IN 2014-15

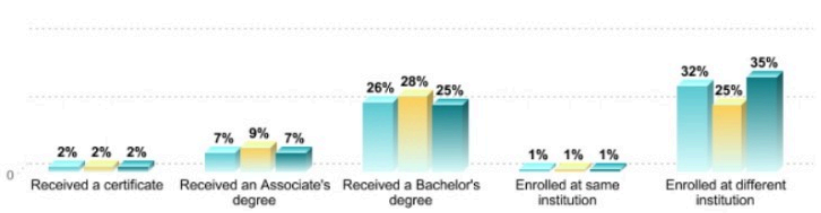

⊖ PROGRAMS/MAJORS

COMPLETIONS (NUMBER OF AWARDS CONFERRED) 2022-2023

Completions are the number of awards conferred by program and award level.

▼PROGRAM	UNDERGRADUATE CERTIFICATE	POSTGRADUATE CERTIFICATE	ASSOCIATE	BACHELOR	MASTER
Architecture and Related Services					
Architecture	-	-	-	11	-
Category total	**-**	**-**	**-**	**11**	**-**
Biological and Biomedical Sciences					
Bioinformatics	-	-	-	4	-
Biological and Biomedical Sciences, Other	-	-	-	4	-
Biology/Biological Sciences, General	-	-	47	138	-
Biotechnology	-	-	-	22	-
Botany/Plant Biology	-	-	-	8	-
Microbiology, General	-	-	-	3	-
Category total	**-**	**-**	**47**	**179**	**-**
Business, Management, Marketing, and Related Support Services					
Accounting	112	-	15	124	70
Administrative Assistant and Secretarial Science, General	6	-	-	-	-
Business Administration and Management, General	1	-	266	346	97
Business Administration, Management and Operations, Other	15	-	-	-	-
Business Statistics	3	-	-	-	-
Business/Commerce, General	-	-	-	-	0
Business/Office Automation/Technology/Data Entry	-	-	3	-	-
Construction Management, General	5	-	0	0	-
Digital Marketing	28	-	-	-	-
Entrepreneurship/Entrepreneurial Studies	0	-	-	12	-
Finance, General	-	-	-	122	19
Financial Planning and Services	4	-	-	40	-
Hospitality Administration/Management, General	-	-	5	35	-
Human Resources Management/Personnel Administration, General	-	-	-	32	-
International Business/Trade/Commerce	-	-	-	3	-
Management Science	9	-	-	-	-
Marketing, Other	-	-	-	55	-
Marketing/Marketing Management, General	9	-	-	112	-
Operations Management and Supervision	5	-	0	6	-
Organizational Leadership	23	-	-	-	-
Science/Technology Management	-	-	-	-	11
Specialized Merchandising, Sales, and Marketing Operations, Other	17	-	-	-	-
Category total	**237**	**-**	**289**	**887**	**197**
Communication, Journalism, and Related Programs					
Public Relations, Advertising, and Applied Communication	-	-	-	104	-
Public Relations, Advertising, and Applied Communication, Other	-	-	-	79	-
Speech Communication and Rhetoric	-	-	0	21	-
Category total	**-**	**-**	**0**	**204**	**-**
Communications Technologies/Technicians and Support Services					
Recording Arts Technology/Technician	-	-	2	10	-
Category total	**-**	**-**	**2**	**10**	**-**
Computer and Information Sciences and Support Services					
Computer and Information Sciences, General	71	-	35	0	-
Computer and Information Systems Security/Auditing/Information Assurance	-	1	-	-	13
Computer Programming, Specific Applications	7	-	-	-	-
Computer Programming/Programmer, General	101	-	-	12	-
Computer Science	-	-	27	87	9
Computer Systems Networking and Telecommunications	64	-	-	58	-
Data Modeling/Warehousing and Database Administration	4	-	-	-	-
Information Science/Studies	-	-	-	44	-
Information Technology	-	-	-	5	-
Web Page, Digital/Multimedia and Information Resources Design	65	-	0	4	-
Web/Multimedia Management and Webmaster	-	-	10	31	-
Category total	**312**	**1**	**72**	**241**	**22**
Construction Trades					
Building/Construction Site Management/Manager	5	-	7	81	-
Building/Home/Construction Inspection/Inspector	0	-	0	-	-
Building/Property Maintenance	-	-	1	-	-
Category total	**5**	**-**	**8**	**81**	**-**
Culinary, Entertainment, and Personal Services					
Baking and Pastry Arts/Baker/Pastry Chef	23	-	-	-	-
Cooking and Related Culinary Arts, General	53	-	-	-	-
Culinary Arts/Chef Training	-	-	29	-	-
Category total	**76**	**-**	**29**	**-**	**-**
Education					
Art Teacher Education	-	-	-	0	-
Business and Innovation/Entrepreneurship Teacher Education	-	-	-	2	-
Chemistry Teacher Education	-	-	-	0	-
Curriculum and Instruction	-	17	-	-	78

Drama and Dance Teacher Education	-	-	-	4	-
Early Childhood Education and Teaching	4	-	77	-	-
Education/Teaching of Individuals with Hearing Impairments Including Deafness	-	-	-	2	-
Education/Teaching of Individuals with Specific Learning Disabilities	-	-	-	24	-
Educational Leadership and Administration, General	-	12	-	-	-
Elementary Education and Teaching	-	-	-	127	-
English/Language Arts Teacher Education	-	-	-	24	-
French Language Teacher Education	-	-	-	0	-
Health Teacher Education	-	-	-	16	-
History Teacher Education	-	-	-	26	-
Mathematics Teacher Education	-	0	-	-	-
Music Teacher Education	-	-	-	7	-
Physical Education Teaching and Coaching	-	-	-	2	-
Physics Teacher Education	-	-	-	0	-
Spanish Language Teacher Education	-	-	-	6	-
Category total	**4**	**29**	**77**	**240**	**78**
Engineering					
Civil Engineering, General	-	-	0	13	-
Computer Engineering, General	-	-	-	4	-
Computer Software Engineering	-	-	-	23	-
Electrical and Electronics Engineering	-	-	-	11	-
Mechanical Engineering	-	-	-	52	-
Mechatronics, Robotics, and Automation Engineering	-	-	15	20	-
Pre-Engineering	-	-	23	-	-
Category total	-	-	**38**	**123**	-
Engineering/Engineering-related Technologies/Technicians					
Aeronautical/Aerospace Engineering Technology/Technician	-	-	-	3	-
Architectural Drafting and Architectural CAD/CADD	5	-	-	-	-
Automation Engineer Technology/Technician	1	-	-	-	-
Civil Drafting and Civil Engineering CAD/CADD	0	-	-	-	-
Drafting and Design Technology/Technician, General	-	-	37	-	-
Drafting/Design Engineering Technologies/Technicians, Other	0	-	-	-	-
Engineering/Industrial Management	-	-	-	36	-
Mechanical Drafting and Mechanical Drafting CAD/CADD	4	-	-	-	-
Robotics Technology/Technician	-	-	10	-	-
Surveying Technology/Surveying	13	-	2	5	-
Water Quality and Wastewater Treatment Management and Recycling Technology/Technician	0	-	-	-	-
Category total	**23**	-	**49**	**44**	-
English Language and Literature/Letters					
English Language and Literature, General	-	-	4	83	-
Professional, Technical, Business, and Scientific Writing	10	-	-	-	-
Category total	**10**	-	**4**	**83**	-
Family and Consumer Sciences/Human Sciences					
Family and Community Services	-	-	-	163	-
Category total	-	-	-	**163**	-
Foreign Languages, Literatures, and Linguistics					
American Sign Language (ASL)	-	-	-	17	-
Spanish Language and Literature	-	-	-	14	-
Category total	-	-	-	**31**	-
Health Professions and Related Programs					
Community Health and Preventive Medicine	-	-	19	11	-
Dental Hygiene/Hygienist	-	-	6	20	-
Emergency Medical Technology/Technician (EMT Paramedic)	41	-	0	0	-
Health and Wellness, General	108	-	1	-	-
Health Information/Medical Records Administration/Administrator	0	-	-	-	-
Health Services/Allied Health/Health Sciences, General	-	-	6	-	-
Health/Health Care Administration/Management	-	-	-	24	-
Marriage and Family Therapy/Counseling	-	-	-	-	22
Mental Health Counseling/Counselor	-	-	-	-	21
Public Health, General	-	-	-	34	-
Registered Nursing/Registered Nurse	-	-	135	121	10
Respiratory Care Therapy/Therapist	-	-	10	18	-
Substance Abuse/Addiction Counseling	21	-	-	-	-
Category total	**170**	-	**177**	**228**	**53**
History					
History, General	-	-	3	13	-
Category total	-	-	**3**	**13**	-
Homeland Security, Law Enforcement, Firefighting and Related Protective Services					
Criminal Justice/Law Enforcement Administration	111	-	30	85	-
Fire Science/Fire-fighting	32	-	116	87	-
Forensic Science and Technology	-	-	-	40	-
Homeland Security, Law Enforcement, Firefighting and Related Protective Services, Other	-	-	-	-	23
Category total	**143**	-	**146**	**212**	**23**
Legal Professions and Studies					
Legal Assistant/Paralegal	0	-	0	1	-
Category total	**0**	-	**0**	**1**	-
Liberal Arts and Sciences, General Studies and Humanities					
General Studies	1,948	-	1,002	71	-
Humanities/Humanistic Studies	-	-	1	2	-
Liberal Arts and Sciences/Liberal Studies	-	-	494	-	-
Category total	**1,948**	-	**1,497**	**73**	-
Mathematics and Statistics					
Applied Mathematics, Other	-	-	-	10	3
Mathematics, General	-	-	10	16	-
Statistics, General	-	-	-	5	-

Category total	**-**	**-**	**10**	**31**	**3**
Mechanic and Repair Technologies/Technicians					
Autobody/Collision and Repair Technology/Technician	4	-	2	-	-
Automobile/Automotive Mechanics Technology/Technician	13	-	17	-	-
Diesel Mechanics Technology/Technician	11	-	8	-	-
Mechanics and Repairers, General	-	-	6	-	-
Small Engine Mechanics and Repair Technology/Technician	-	-	1	-	-
Category total	**28**	**-**	**34**	**-**	**-**
Military Technologies and Applied Sciences					
Intelligence, General	-	-	13	-	-
Category total	**-**	**-**	**13**	**-**	**-**
Multi/Interdisciplinary Studies					
Gerontology	2	-	-	-	-
Multi-/Interdisciplinary Studies, Other	-	-	1	26	-
Category total	**2**	**-**	**1**	**26**	**-**
Natural Resources and Conservation					
Environmental Science	-	-	-	5	-
Category total	**-**	**-**	**-**	**5**	**-**
Parks, Recreation, Leisure, Fitness, and Kinesiology					
Sports, Kinesiology, and Physical Education/Fitness, General	-	-	8	113	-
Category total	**-**	**-**	**8**	**113**	**-**
Philosophy and Religious Studies					
Ethics	0	-	-	-	-
Philosophy	-	-	0	20	-
Category total	**0**	**-**	**0**	**20**	**-**
Physical Sciences					
Chemistry, General	-	-	-	13	-
Chemistry, Other	-	-	-	1	-
Geological and Earth Sciences/Geosciences, Other	-	-	-	1	-
Geology/Earth Science, General	-	-	-	2	-
Physical Sciences, General	-	-	3	-	-
Physics, General	-	-	-	7	-
Physics, Other	-	-	-	0	-
Category total	**-**	**-**	**3**	**24**	**-**
Precision Production					
Cabinetmaking and Millwork	1	-	4	-	-
Woodworking, Other	3	-	-	-	-
Category total	**4**	**-**	**4**	**-**	**-**
Psychology					
Applied Behavior Analysis	23	-	-	-	-
Psychology, General	-	-	8	408	-
Category total	**23**	**-**	**8**	**408**	**-**
Public Administration and Social Service Professions					
Human Services, General	5	-	-	-	-
Social Work	-	-	-	50	46
Category total	**5**	**-**	**-**	**50**	**46**
Social Sciences					
Anthropology, General	-	-	-	9	-
Economics, General	-	-	-	7	-
Geographic Information Science and Cartography	9	-	-	-	-
Geography	-	-	-	7	-
National Security Policy Studies	4	-	-	36	-
Political Science and Government, General	-	-	-	51	-
Sociology, General	-	-	-	26	-
Category total	**13**	**-**	**-**	**136**	**-**
Transportation and Materials Moving					
Airline/Commercial/Professional Pilot and Flight Crew	42	-	52	201	-
Category total	**42**	**-**	**52**	**201**	**-**
Visual and Performing Arts					
Art History, Criticism and Conservation	-	-	-	5	-
Cinematography and Film/Video Production	21	-	14	38	-
Dance, General	-	-	24	15	-
Design and Visual Communications, General	25	-	71	122	-
Drama and Dramatics/Theatre Arts, General	-	-	4	26	-
Game and Interactive Media Design	-	-	-	26	-
Keyboard Instruments	-	-	6	-	-
Music Performance, General	-	-	-	19	-
Music Technology	3	-	-	7	-
Music, General	-	-	1	1	-
Technical Theatre/Theatre Design and Technology	0	-	0	-	-
Category total	**49**	**-**	**120**	**259**	**-**
Grand total	**3,094**	**30**	**2,691**	**4,097**	**422**

- Data shown are for first majors.
- (-) Program is not offered at this award level.

⊖ SERVICEMEMBERS AND VETERANS

Services and Programs for Servicemembers and Veterans
Yellow Ribbon Program (officially known as Post-9/11 GI Bill, Yellow Ribbon Program)
Credit for military training
Dedicated point of contact for support services for veterans, military servicemembers, and their families
Member of Department of Defense Voluntary Educational Partnership Memorandum of Understanding

Tuition policies specifically for Veterans and Servicemembers

www.uvu.edu/veterans/gettingstarted/index.html

EDUCATIONAL BENEFITS, 2021-2022

NUMBER OF STUDENTS RECEIVING BENEFITS/ASSISTANCE

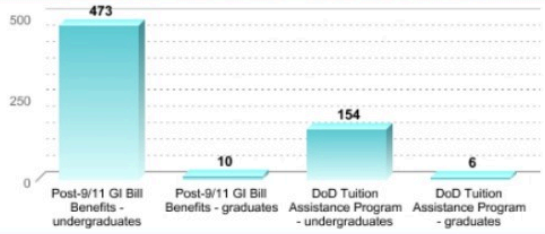

AVERAGE AMOUNT OF BENEFITS/ASSISTANCE DISBURSED THROUGH THE INSTITUTION

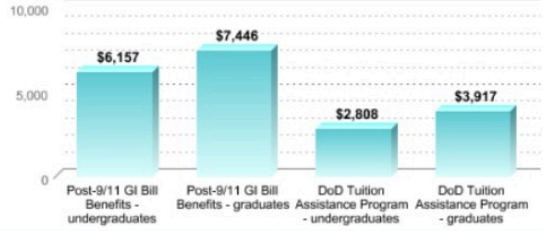

RETENTION RATES

RETENTION RATES FOR FIRST-TIME, DEGREE/CERTIFICATE EDUCATION BENEFIT USERS PURSUING BACHELOR'S DEGREES

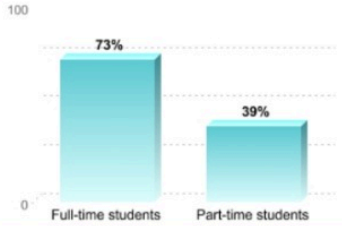

Retention rate is the percentage of undergraduate students who began their studies in academic year 2013-14 and returned in academic year 2014-15

⊖ VARSITY ATHLETIC TEAMS

ATHLETICS PARTICIPATION

- **Sanction Body**: NCAA Division I without football

VARSITY MEN'S AND WOMEN'S TEAMS	MEN	WOMEN
All Track Combined	135	127
Baseball	39	–
Basketball	15	15
Golf	11	8
Soccer	32	32
Softball	–	24
Volleyball	–	22
Wrestling	33	–

- For further information on varsity athletic teams please visit the OPE Athletics Home Page.

⊖ ACCREDITATION

INSTITUTIONAL ACCREDITATION

ACCREDITOR	STATUS	NEXT REVIEW DATE
Northwest Commission on Colleges and Universities	Accredited since (07/01/1969)	10/01/2024

PROGRAMMATIC ACCREDITATION

ACCREDITOR / PROGRAM	STATUS	NEXT REVIEW DATE
Accreditation Commission for Education in Nursing, Inc. – May 6, 2013 Formerly: National League for Nursing Accrediting Commission		
Nursing (ADNUR) - Associate degree programs	Accredited since (06/01/1991)	12/31/2024
Nursing (MNUR) - Master's program	Accredited since (10/01/2011)	12/31/2024
Nursing (NUR) - Baccalaureate program	Accredited since (10/01/2003)	12/31/2024
American Dental Association, Commission on Dental Accreditation		
Dental Hygiene (DH)	Accredited since (01/29/1999)	12/31/2029
Commission on English Language Program Accreditation		
English Language	Accredited since ((!)04/30/2012)	04/30/2028
Council on Education for Public Health		
Public Health Programs (PHPB) – Baccalaureate only level programs offered outside a school of public health	Accredited since (03/02/2019)	07/01/2027
No Longer Recognized Teacher Education Accreditation Council, Accreditation Committee		
Baccalaureate Teacher Education Accreditation Council (BTEAC) - Baccalaureate programs	Accredited since ((!)03/01/2008)	12/31/2013

INTERNSHIP/RESIDENCY

ACCREDITOR / PROGRAM / *DEPARTMENT*	STATUS	NEXT REVIEW DATE
American Psychological Association, Commission on Accreditation		
Professional Psychology (IPSY) - Predoctoral internship programs	Accredited since (06/23/2017)	12/31/2027

- (!) Estimated date
- For more detailed information on accreditation for this institution, including all actions and justification for actions, visit OPE's Database of Accredited Postsecondary Institutions and Programs: ope.ed.gov/dapip/#/institution-profile/147013.

⊖ CAMPUS SECURITY AND SAFETY

ON-CAMPUS

Criminal Offenses	2019	2020	2021
a. Murder/Non-negligent manslaughter	1	0	0
b. Negligent manslaughter	0	0	0
c. Rape	10	2	1
d. Fondling	4	0	4
e. Incest	0	0	0
f. Statutory Rape	0	0	0
g. Robbery	1	1	0

h. Aggravated assault	3	0	0
i. Burglary	2	0	6
j. Motor vehicle theft	2	0	3
k. Arson	1	0	0
VAWA Offenses	**2019**	**2020**	**2021**
a. Domestic violence	3	2	0
b. Dating violence	0	0	0
c. Stalking	7	1	1
Arrests	**2019**	**2020**	**2021**
a. Weapons: carrying, possessing, etc.	0	0	0
b. Drug abuse violations	30	10	3
c. Liquor law violations	17	9	1
Disciplinary Actions	**2019**	**2020**	**2021**
a. Weapons: carrying, possessing, etc.	0	0	0
b. Drug abuse violations	0	0	0
c. Liquor law violations	0	0	0

ON-CAMPUS STUDENT HOUSING FACILITIES

- On-campus Student Housing Facilities statistics are a subset of On-Campus statistics.

Criminal Offenses	**2019**	**2020**	**2021**
a. Murder/Non-negligent manslaughter	1	0	0
b. Negligent manslaughter	0	0	0
c. Rape	10	2	1
d. Fondling	2	0	2
e. Incest	0	0	0
f. Statutory Rape	0	0	0
g. Robbery	1	1	0
h. Aggravated assault	3	0	0
i. Burglary	2	0	0
j. Motor vehicle theft	2	0	3
k. Arson	1	0	0
VAWA Offenses	**2019**	**2020**	**2021**
a. Domestic violence	3	2	0
b. Dating violence	0	0	0
c. Stalking	0	0	1
Arrests	**2019**	**2020**	**2021**
a. Weapons: carrying, possessing, etc.	0	0	0
b. Drug abuse violations	30	9	2
c. Liquor law violations	17	9	1
Disciplinary Actions	**2019**	**2020**	**2021**
a. Weapons: carrying, possessing, etc.	0	0	0
b. Drug abuse violations	0	0	0
c. Liquor law violations	0	0	0

- The crime data reported by the institutions have not been subjected to independent verification by the U.S. Department of Education. Therefore, the Department cannot vouch for the accuracy of the data reported here.
- The crime statistics displayed only includes On-Campus data associated with the main campus as listed on College Navigator. For statistics associated with each campus location, off campus data, and for additional information covering Hate Crimes, and Fire statistics see https://ope.ed.gov/campussafety.
- The On-Campus data do not include incidents that: (a) took place on public property, including thoroughfares, streets, sidewalks, and parking facilities, that is within the campus, or immediately adjacent to and accessible from the campus; (b) took place on any building or property owned or controlled by a student organization that is officially recognized by the institution; or (c) took place on any building or property owned or controlled by an institution that is used in direct support of, or in relation to, the institution's educational purposes, is frequently used by students, and is not within the same reasonably contiguous geographic area of the institution.
- For more resources on Campus Security, see https://www2.ed.gov/admins/lead/safety/campus.html.

⊖ COHORT DEFAULT RATES

THREE-YEAR OFFICIAL COHORT DEFAULT RATES

FISCAL YEAR	**2020**	**2019**	**2018**
Default rate	0.0%	1.1%	4.4%
Number in default	0	56	231
Number in repayment	4,899	4,893	5,140

- For further information on default rates please visit the Default Management Home Page. This school's six-digit OPE ID is 004027.

AID PROGRAMS

- Federal Direct Loan (Direct Loan)

English | Español About | Search Plug-in
College Navigator Home | College Costs | Prepare | Financial Aid | Careers

IES NCES National Center for Education Statistics

Explore the Institute of Education Sciences
IES
Home
About
Publications
Data
Funding
News
IES Centers
NCEE
NCER
NCES
Home
About
Programs
Publications
Data
Data Training
School Search
News
Kids' Zone
NCSER
IES Policies and Standards
ED Data Inventory
IES Diversity Statement
NCES Statistical Standards
Peer Review Process
Privacy and Security Policies
Public Access Policy
Contact Us
U.S. Department of Education
Additional Resources
ERIC
Sitemap
Organizational Chart