


State of Utah

Single Audit Report

Fiscal Year Ended June 30, 2022

Report No. 22-30



OFFICE OF THE
STATE AUDITOR



OFFICE OF THE
STATE AUDITOR

February 28, 2023

The Members of the Utah State Legislature
The Honorable Spencer J. Cox, Governor, State of Utah

We are pleased to submit the *Single Audit Report* of federal financial assistance for the State of Utah for the year ended June 30, 2022. The audit was conducted in accordance with the requirements of Title 2 U.S. *Code of Federal Regulations* (CFR) Part 200, *Uniform Administrative Requirements, Cost Principles, and Audit Requirements for Federal Awards* (Uniform Guidance).

This report contains the following:


- Our reports on compliance and on internal control, at the financial statement level and at the major federal program level, and on the Schedule of Expenditures of Federal Awards.
- The Schedule of Expenditures of Federal Awards.
- The Schedule of Findings and Questioned Costs, together with the views of responsible officials.
- Management's corrective action plans.
- The Summary Schedule of Prior Audit Findings.

The results of this report are critical since the State of Utah continues to have a heavy dependence on federal financial assistance, which amounted to \$9.4 billion in federal expenditures and \$708 million in loans, loan guarantees, endowments, and nonmonetary assistance for the fiscal year ended June 30, 2022.

The State of Utah's *Annual Comprehensive Financial Report* for the year ended June 30, 2022 and our report thereon, dated December 14, 2022, have been issued under separate cover.

We express our appreciation to the State agencies' and institutions' program and accounting personnel and to the State Division of Finance who continue to demonstrate professionalism and competence in administering and accounting for the complexities of federal financial assistance.

Sincerely,



John Dougall
State Auditor

(This page intentionally left blank)

TABLE OF CONTENTS

Introduction	1
Independent Auditor’s Report On Internal Control Over Financial Reporting and On Compliance and Other Matters Based On an Audit of Financial Statements Performed In Accordance with <i>Government Auditing Standards</i>	3
Independent Auditor’s Report On:	
• Compliance for Each Major Program	
• Internal Control Over Compliance	
• Schedule of Expenditures of Federal Awards Required by Uniform Guidance	5
Schedule of Expenditures of Federal Awards	11
Presented by Federal Agency:	
Presented by State Agency:	
• Primary Government	64
• Component Units	76
Notes to The Schedule of Expenditures of Federal Awards	117
Schedule of Findings and Questioned Costs:	127
Part I. Summary of Auditor’s Results	128
Part II. Findings Related to the Financial Statements	130

Type of Finding and Related Auditor’s Report:

Report on Compliance and on Internal Control Over Financial Reporting – Government Auditing Standards

- A. Material Weakness in internal control – basic financial statement level.
- B. Significant Deficiency of internal control – basic financial statement level.
- C. Material Noncompliance – basic financial statement level.
- D. Reportable instance of noncompliance or other matter – noncompliance with provisions of laws, regulations, contract, or grant agreements; fraud; or abuse.

	Federal Program	State Agency	Type	Page
2022-001. Incomplete Accounting for UDOT Construction and Capital Asset Activity for Financial Reporting	-	Department of Government Operations	A	130
2022-002. Errors in Annual Financial Reporting Preparation Process	-	Department of Government Operations	B	131
2022-003. Control Procedures Failed to Ensure Surplus Calculation Complied with State Code	-	Department of Government Operations	B	133

TABLE OF CONTENTS

Part III. Findings and Questioned Costs for Federal Awards

134

Type of Finding and Related Auditor’s Report:

Report on Compliance and on Internal Control Over Compliance – Single Audit

- E. Material weakness in internal control – major program level.
- F. Significant deficiency in internal control – major program level.
- G. Material or possible material instance of noncompliance – major program level.
- H. Other finding or questioned cost required to be reported under section 200.516 of Uniform Guidance.

		Federal Program	State Agency	Type	Page
U.S. DEPARTMENT OF EDUCATION:					
2022-004.	Food Commodity Shipments, Disbursements, and Inventory Not Tracked	Emergency Food Assistance	Utah State Board of Education	E	134
2022-005.	Federal Funds Received Were Not Disbursed or Refunded Within Required Timeframe	Student Financial Assistance	Utah State University	F	135
U.S. DEPARTMENT OF HEALTH AND HUMAN SERVICES:					
2022-006.	Foster Care Eligibility Controls Not Completed in a Timely Manner	Foster Care Title IV-E	Department of Health and Human Services	E	136
2022-007.	Annual Medicaid Eligibility Reviews Not Completed	Medicaid Cluster	Department of Health and Human Services; Department of Workforce Services	F	136
2022-008.	Use of Appropriate National Correct Coding Initiative (NCCI) Edit Files Not Verified	Medicaid Cluster	Department of Health and Human Services	F	138
2022-009.	Required Audits of MCO Encounter and Financial Data Not Conducted	Medicaid Cluster	Department of Health and Human Services	F	138
2022-010.	Medical Loss Ratio Report Lacked Two Required Elements	Medicaid Cluster	Department of Health and Human Services	F	139
2022-011.	Sufficiently-Detailed PIC Meeting Minutes Not Maintained	Medicaid Cluster	Department of Health and Human Services	F	140

TABLE OF CONTENTS

Part III. Findings and Questioned Costs for Federal Awards (continued)

		Federal Program	State Agency	Type	Page
2022-012.	Subawards for SAPT Not Included in FFATA Reports	Substance Abuse and Prevention Treatment	Department of Health and Human Services	F	141
2022-013.	Missing/Untimely Submissions and Errors in FFATA Reporting	Vocational Rehabilitation, Emergency Rental Assistance, CCDF Cluster, LIHEAP	Department of Workforce Services	F	142
2022-014.	Inadequate Monitoring of Child Care Health and Safety Inspections	Child Care and Development Block Grant (CCDF) Cluster	Department of Workforce Services	F	144
2022-015.	Subrecipients Not Tracked for Monitoring of Single Audit Reports	Child Care and Development Block Grant (CCDF) Cluster	Department of Workforce Services	F	145
U.S. DEPARTMENT OF JUSTICE:					
2022-016.	FFATA Award Information Not Submitted for UOVC's 2020 Award & Inaccurate Information Submitted for 5 of UOVC's 2019 Subawards	Crime Victim Assistance	Commission on Criminal and Juvenile Justice	F, H	146
2022-017.	Three SF-425 Quarterly Reports Not Reviewed for Accuracy Prior to Submission	Crime Victim Assistance	Commission on Criminal and Juvenile Justice	F	147
2022-018.	Initial Eligibility Determination Not Documented for 3 Subrecipients	Crime Victim Assistance	Commission on Criminal and Juvenile Justice	F	148
U.S. DEPARTMENT OF THE TREASURY:					
2022-019.	Missing Documentation for Emergency Rental Assistance Payments	Emergency Rental Assistance	Department of Workforce Services	E, G	149
2022-020.	GOPB Overestimated Calculation for Revenue Loss Due to the Pandemic	Coronavirus State and Local Fiscal Recovery Funds	Governor's Office of Planning and Budget	E, H	150
2022-021.	Improper Controls and Monitoring of State and Local Fiscal Recovery Funds Activity	Coronavirus State and Local Fiscal Recovery Funds	Governor's Office of Planning and Budget	F	152

TABLE OF CONTENTS

Part III. Findings and Questioned Costs for Federal Awards (continued)

	Federal Program	State Agency	Type	Page
2022-022. Suspension and Debarment Not Verified Prior to Awarding Contracts	Coronavirus State and Local Fiscal Recovery Funds	Governor's Office of Planning and Budget	F	153
2022-023. Improper Spending and Monitoring of Coronavirus Relief Fund Activity	Coronavirus Relief Fund	Governor's Office of Planning and Budget	F, H	154
2022-024. Underlying Accounting Data Does Not Support Coronavirus Relief Fund Quarterly Reports	Coronavirus Relief Fund	Governor's Office of Planning and Budget	F, H	156
2022-025. CRF Subrecipient Single Audit Report Reviews Not Occurring	Coronavirus Relief Fund	Governor's Office of Planning and Budget	F	158
2022-026. Go Utah Did Not Implement Internal Controls for Subrecipient Monitoring Requirements	Coronavirus State and Local Fiscal Recovery Funds	Go Utah	F	159
VARIOUS FEDERAL AGENCIES:				
2022-027. Working Capital Reserves in Excess of Federal Guidelines	Various	Department of Government Operations	H	161
2022-028. Working Capital Reserves in Excess of Federal Guidelines	Various	Public Employees Health Plan	H	165
CORRECTIVE ACTION PLAN				167
SUMMARY SCHEDULE OF PRIOR AUDIT FINDINGS				183

INTRODUCTION

Background

The Federal Government requires the State of Utah to have an entity-wide audit of its financial statements and its federal programs as a condition of receiving federal financial assistance. The federally-required audit is commonly referred to as the “single audit.” The single audit focuses on testing compliance with laws and regulations and related internal controls over compliance for major programs. The requirements for performing the single audit are stated in Subpart F of Title 2 U.S. *Code of Federal Regulations* (CFR) Part 200, *Uniform Administrative Requirements, Cost Principles, and Audit Requirements for Federal Awards* (Uniform Guidance).

Scope

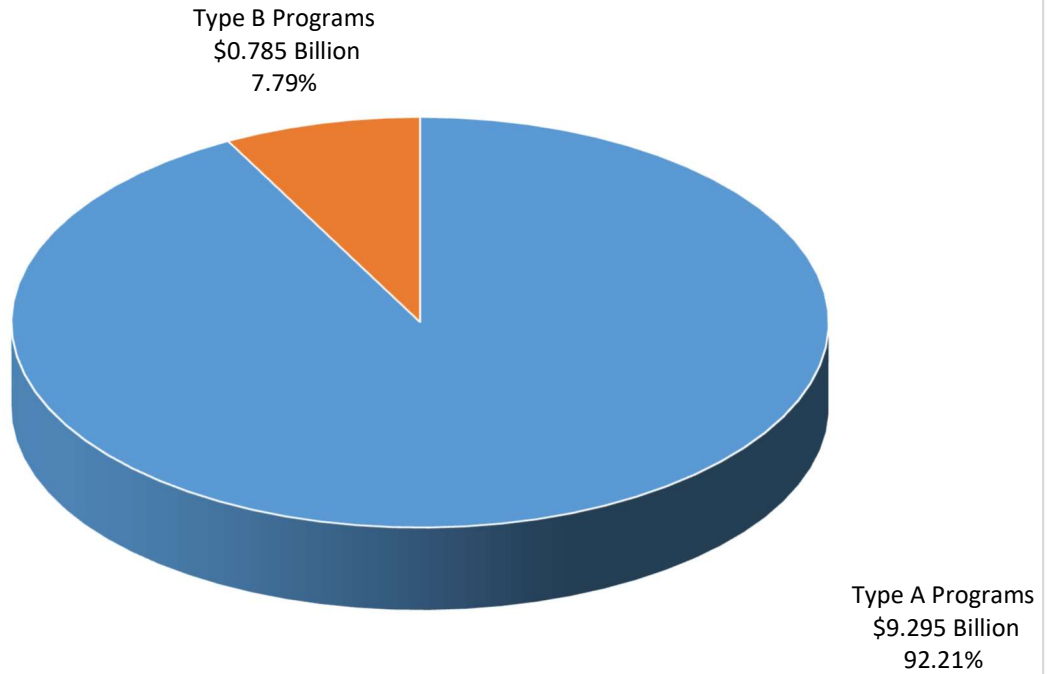
Uniform Guidance requires a risk-based approach to auditing federal programs. Under the risk-based approach, programs are classified as Type A or Type B programs based on a dollar level computed in accordance with Uniform Guidance. Type A programs for the State are those programs which exceeded \$30,000,000 in federal awards expended for the fiscal year ended June 30, 2022. All other programs are classified as Type B. For the year ended June 30, 2022, 12 Type A and 6 Type B programs were audited as major programs in accordance with Uniform Guidance requirements. The State had 26 Type A programs and hundreds of Type B programs in fiscal year 2022. (See the Type A vs Type B Programs chart on the following page.)

Presentation

This report includes all required information for the single audit except the State’s financial statements and our report thereon, which were issued under separate cover. A Schedule of Expenditures of Federal Awards by federal agency is presented as required. An optional Schedule sorted by state agency is also presented. The required summary of our audit results, including a list of the major programs audited, is presented on pages 128–29. In addition, management’s corrective action plan and summary schedule of prior audit findings are presented in separate sections of the report. The type of each finding and the auditor’s report(s) to which it relates are listed in the foregoing Table of Contents.

INTRODUCTION

TYPE A vs TYPE B PROGRAMS
TOTAL FEDERAL ASSISTANCE
FOR THE FISCAL YEAR ENDED JUNE 30, 2022
(includes loan balances and disbursements)





OFFICE OF THE
STATE AUDITOR

Independent Auditor's Report

On Internal Control over Financial Reporting and on Compliance and Other Matters Based on an Audit of Financial Statements Performed in Accordance with *Government Auditing Standards*

To the Members of the Utah State Legislature
and
The Honorable Spencer J. Cox
Governor, State of Utah

We have audited, in accordance with the auditing standards generally accepted in the United States of America and the standards applicable to financial audits contained in *Government Auditing Standards* issued by the Comptroller General of the United States, the financial statements of the governmental activities, the business-type activities, the aggregate discretely presented component units, each major fund, and the aggregate remaining fund information of the State of Utah (the State), as of and for the year ended June 30, 2022, and the related notes to the financial statements, which collectively comprise the State's basic financial statements. We have issued our report thereon dated December 14, 2022.

Our report includes a reference to other auditors who audited the financial statements of the School and Institutional Trust Funds Office, Student Assistance Programs, Public Employees Health Program, Utah Transit Authority, the University of Utah's Hospitals and Clinics and component units, Utah State University's Space Dynamics Laboratory, Utah Inland Port Authority, Utah Retirement Systems, and the Utah Educational Savings Plan dba my529, as described in our report on the State's financial statements. This report does not include the results of the other auditors' testing of internal control over financial reporting or compliance and other matters that are reported separately by those auditors.

Report on Internal Control over Financial Reporting

In planning and performing our audit of the financial statements, we considered the State's internal control over financial reporting (internal control) to determine the audit procedures that are appropriate in the circumstances for the purpose of expressing our opinions on the financial statements, but not for the purpose of expressing an opinion on the effectiveness of the State's internal control. Accordingly, we do not express an opinion on the effectiveness of the State's internal control.

Our consideration of internal control was for the limited purpose described in the preceding paragraph and was not designed to identify all deficiencies in internal control that might be material weaknesses or significant deficiencies and therefore, material weaknesses or significant deficiencies may exist that have not been identified. However, as described in the accompanying schedule of findings and questioned costs, we did identify certain

deficiencies in internal control, one of which we consider to be a material weakness and two of which we consider to be significant deficiencies.

A *deficiency in internal control* exists when the design or operation of a control does not allow management or employees, in the normal course of performing their assigned functions, to prevent, or to detect and correct, misstatements on a timely basis. A *material weakness* is a deficiency, or a combination of deficiencies, in internal control such that there is a reasonable possibility that a material misstatement of the entity's financial statements will not be prevented, or detected and corrected, on a timely basis. We consider the deficiency described in the accompanying schedule of findings and questioned costs as Finding 2022-001 to be a material weakness.

A *significant deficiency* is a deficiency, or a combination of deficiencies, in internal control that is less severe than a material weakness, yet important enough to merit attention by those charged with governance. We consider the deficiencies described in the accompanying schedule of findings and questioned costs as Findings 2022-002 and 2022-003 to be significant deficiencies.

Report on Compliance and Other Matters

As part of obtaining reasonable assurance about whether the State's financial statements are free from material misstatement, we performed tests of its compliance with certain provisions of laws, regulations, contracts, and grant agreements, noncompliance with which could have a direct and material effect on the determination of financial statement amounts. However, providing an opinion on compliance with those provisions was not an objective of our audit, and accordingly, we do not express such an opinion. The results of our tests disclosed no instances of noncompliance or other matters that are required to be reported under *Government Auditing Standards*.

The State's Response to Findings

Government Auditing Standards requires the auditor to perform limited procedures on the State's responses to the findings identified in our audit and described in the accompanying schedule of findings and questioned costs. The State's responses were not subjected to the auditing procedures applied in the audit of the financial statements and, accordingly, we express no opinion on it.

Purpose of this Report

The purpose of this report is solely to describe the scope of our testing of internal control and compliance and the results of that testing, and not to provide an opinion on the effectiveness of the entity's internal control or on compliance. This report is an integral part of an audit performed in accordance with *Government Auditing Standards* in considering the entity's internal control and compliance. Accordingly, this communication is not suitable for any other purpose. However, pursuant to *Utah Code* Title 63G Chapter 2, this report is a matter of public record, and as such, its distribution is not limited.

Office of the State Auditor

Office of the State Auditor
Salt Lake City, Utah
December 14, 2022



OFFICE OF THE
STATE AUDITOR

Independent Auditor's Reports on:

- **Compliance For Each Major Federal Program**
- **Internal Control Over Compliance Required by *Uniform Guidance***
- **Schedule of Expenditures of Federal Awards Required by *Uniform Guidance***

To the Members of the Utah State Legislature
and

The Honorable Spencer J. Cox
Governor, State of Utah

Report on Compliance for Each Major Federal Program

Qualified and Unmodified Opinions

We have audited the State of Utah's (State's) compliance with the types of compliance requirements identified as subject to audit in the *2022 OMB Compliance Supplement* that could have a direct and material effect on each of the State's major federal programs for the year ended June 30, 2022. The State's major federal programs are identified in the Summary of Auditor's Results section of the accompanying "Schedule of Findings and Questioned Costs."

Qualified Opinion on the Emergency Rental Assistance Program

In our opinion, except for the noncompliance described in the Basis for Qualified and Unmodified Opinions section of our report, the State of Utah complied, in all material respects, with the compliance requirements referred to above that could have a direct and material effect on the Emergency Rental Assistance Program (ALN 21.023) for the year ended June 30, 2022.

Unmodified Opinion for Each of the Other Major Federal Programs

In our opinion, the State of Utah complied, in all material respects, with the types of compliance requirements referred to above that could have a direct and material effect on each of its other major federal programs identified in the Summary of Auditor's Results section of the accompanying schedule of findings and questioned costs for the year ended June 30, 2022.

We did not audit the Federal Family Education Loan Program (ALN 84.032). This program was audited by other auditors whose reports thereon have been furnished to us, and our opinion, insofar as it relates to compliance requirements for these programs, is based solely on the reports of the other auditors.

The State's basic financial statements include the operations of Utah Transit Authority (UTA), a discretely presented component unit. UTA expended \$179.5 million in federal awards for its fiscal year ended December 31, 2021. Its federal awards were audited by other auditors in accordance with the audit requirements of Title 2 U.S. *Code of Federal*

Regulations Part 200, Uniform Administrative Requirements, Cost Principles, and Audit Requirements for Federal Awards. The results of that audit are reported separately.

Basis for Qualified and Unmodified Opinions

We conducted our audit of compliance in accordance with auditing standards generally accepted in the United States of America; the standards applicable to financial audits contained in *Government Auditing Standards* issued by the Comptroller General of the United States; and the audit requirements of Title 2 U.S. *Code of Federal Regulations Part 200, Uniform Administrative Requirements, Cost Principles, and Audit Requirements for Federal Awards (Uniform Guidance)*. Our responsibilities under those standards and *Uniform Guidance* are further described in the Auditor's Responsibilities for the Audit of Compliance section of our report.

We are required to be independent of the State and to meet our ethical responsibilities, in accordance with relevant ethical requirements relating to our audit. We believe that the audit evidence we have obtained is sufficient and appropriate to provide a basis for our opinion on compliance for each major federal program. Our audit does not provide a legal determination of the State's compliance with the compliance requirements referred to above.

Matter Giving Rise to Qualified Opinion on the Emergency Rental Assistance Program

As described in the accompanying schedule of findings and questioned costs, the State did not comply with requirements regarding the Emergency Rental Assistance Program (ALN 21.023) as described in finding number 2022-019 for Eligibility, Allowable Activities, and Allowable Costs.

Compliance with such requirements is necessary, in our opinion, for the State to comply with the requirements applicable to that program.

Responsibilities of Management for Compliance

Management is responsible for compliance with the requirements referred to above and for the design, implementation, and maintenance of effective internal control over compliance with the requirements of laws, statutes, regulations, rules, and provisions of contracts or grant agreements applicable to the State's federal programs.

Auditor's Responsibilities for the Audit of Compliance

Our objectives are to obtain reasonable assurance about whether material noncompliance with the compliance requirements referred to above occurred, whether due to fraud or error, and to express an opinion on the State's compliance based on our audit. Reasonable assurance is a high level of assurance but is not absolute assurance and therefore is not a guarantee that an audit conducted in accordance with generally accepted auditing standards, *Government Auditing Standards*, and *Uniform Guidance* will always detect material noncompliance when it exists. The risk of not detecting material noncompliance resulting from fraud is higher than for that resulting from error, as fraud may involve collusion, forgery, intentional omissions, misrepresentations, or the override of internal control. Noncompliance with the compliance requirements referred to above is considered material if there is a substantial likelihood that, individually or in the aggregate, it would influence the judgment made by a reasonable user of the report on compliance about the State's compliance with the requirements of each major federal program as a whole.

In performing an audit in accordance with generally accepted auditing standards, *Government Auditing Standards*, and *Uniform Guidance*, we:

- Exercise professional judgment and maintain professional skepticism throughout the audit.
- Identify and assess the risks of material noncompliance, whether due to fraud or error, and design and perform audit procedures responsive to those risks. Such procedures include examining, on a test basis, evidence regarding the State's compliance with the compliance requirements referred to above and performing such other procedures as we considered necessary in the circumstances.
- Obtain an understanding of the State's internal control over compliance relevant to the audit in order to design audit procedures that are appropriate in the circumstances and to test and report on internal control over compliance in accordance with *Uniform Guidance*, but not for the purpose of expressing an opinion on the effectiveness of the State's internal control over compliance. Accordingly, no such opinion is expressed.

We are required to communicate with those charged with governance regarding, among other matters, the planned scope and timing of the audit and any significant deficiencies and material weaknesses in internal control over compliance that we identified during the audit.

Other Matters

The results of our auditing procedures disclosed other instances of noncompliance, which are required to be reported in accordance with *Uniform Guidance* and which are identified as **Type H** in the foregoing "Table of Contents" and described in the accompanying "Schedule of Findings and Questioned Costs." Our opinion on each major federal program is not modified with respect to these matters.

Government Auditing Standards requires the auditor to perform limited procedures on the State's response to the noncompliance findings identified in our compliance audit described in the accompanying schedule of findings and questioned costs. The State's response was not subjected to the other auditing procedures applied in the audit of compliance and, accordingly, we express no opinion on the response.

Report on Internal Control Over Compliance

Our consideration of internal control over compliance was for the limited purpose described in the Auditor's Responsibilities for the Audit of Compliance section above and was not designed to identify all deficiencies in internal control over compliance that might be material weaknesses or significant deficiencies in internal control over compliance and therefore, material weaknesses or significant deficiencies may exist that were not identified. However, as discussed below, we did identify certain deficiencies in internal control over compliance that we consider to be material weaknesses and significant deficiencies.

A *deficiency in internal control over compliance* exists when the design or operation of a control over compliance does not allow management or employees, in the normal course of performing their assigned functions, to prevent, or to detect and correct, noncompliance with a type of compliance requirement of a federal program on a timely basis. A *material*

weakness in internal control over compliance is a deficiency, or a combination of deficiencies, in internal control over compliance, such that there is a reasonable possibility that material noncompliance with a type of compliance requirement of a federal program will not be prevented, or detected and corrected, on a timely basis. We consider the deficiencies in internal control over compliance described in the accompanying schedule of findings and questioned costs as items 2022-004, 2022-006, 2022-019, and 2022-020 to be material weaknesses.

A *significant deficiency in internal control over compliance* is a deficiency, or a combination of deficiencies, in internal control over compliance with a type of compliance requirement of a federal program that is less severe than a material weakness in internal control over compliance, yet important enough to merit attention by those charged with governance. We consider the deficiencies in internal control over compliance identified in the foregoing “Table of Contents” as **Type F** to be significant deficiencies. The accompanying schedule of findings and questioned costs describes each of these significant deficiencies.

Our audit was not designed for the purpose of expressing an opinion on the effectiveness of internal control over compliance. Accordingly, no such opinion is expressed.

Government Auditing Standards requires the auditor to perform limited procedures on the State’s response to the internal control over compliance findings identified in our audit and described in the accompanying schedule of findings and questioned costs. The State’s response was not subjected to the other auditing procedures applied in the audit of compliance and, accordingly, we express no opinion on the response.

The purpose of this report on internal control over compliance is solely to describe the scope of our testing of internal control over compliance and the results of that testing based on the requirements of *Uniform Guidance*. Accordingly, this report is not suitable for any other purpose.

Report on the Schedule of Expenditures of Federal Awards Required by Uniform Guidance

We have audited the financial statements of the governmental activities, the business-type activities, the aggregate discretely presented component units, each major fund, and the aggregate remaining fund information of the State of Utah, as of and for the year ended June 30, 2022, and the related notes to the financial statements, which collectively comprise the State’s basic financial statements. We have issued our report thereon, which contained unmodified opinions, dated December 14, 2022.

Our audit was conducted for the purpose of forming opinions on the State of Utah’s basic financial statements. The accompanying “Schedule of Expenditures of Federal Awards” is presented for purposes of additional analysis as required by *Uniform Guidance* and is not a required part of the basic financial statements. Such information is the responsibility of management and was derived from and relates directly to the underlying accounting and other records used to prepare the basic financial statements.

The Schedule of Expenditures of Federal Awards has been subjected to the auditing procedures applied in the audit of the financial statements and certain additional procedures, including comparing and reconciling such information directly to the underlying accounting and other records used to prepare the basic financial statements, and other additional procedures, in accordance with auditing standards generally accepted in the United States of America. The accompanying “Schedule of Expenditures of Federal

Awards” does not include UTA’s \$179.5 million in federal awards expended for its fiscal year ended December 31, 2021; these expenditures were reported on separately.

In our opinion, based on our audit and the report of other auditors, the “Schedule of Expenditures of Federal Awards” is fairly stated, in all material respects, in relation to the basic financial statements as a whole.

Office of the State Auditor

Office of the State Auditor

Salt Lake City, Utah

February 28, 2023

(This page intentionally left blank)

Schedule of Expenditures of Federal Awards

By Federal Agency

State of Utah
 Schedule of Expenditures of Federal Awards
 For the Year Ended June 30, 2022

Federal Agency/Program or Cluster	ALN Number (Award Number)*	Pass-Through Entity	Pass-Through Identification Number	Directly Expended	Provided to Subrecipients
Research and Development Programs					
Department of Agriculture					
Department of Agriculture	10 (VARIOUS)			189,031	-
Agriculture and Food Research Initiative (AFRI)	10.310 (20166701231495)			4,452	-
Acer Access Development Program	10.174 (21ACERUT1001-00)			49,553	16,178
Agricultural Genome to Phenome Initiative	10.332 (024256F)	Iowa State University	024256F	2,049	-
Agricultural Research, Basic and Applied Research	10.001 (58-2072-0-036)			69,240	-
Agricultural Research, Basic and Applied Research	10.001 (Various)			508,705	-
Agricultural Research, Basic and Applied Research	10.001 (080300.327073.02)	Mississippi State University	080300.327073.02	16,884	-
		Research Corporation for Science Advancement	28380	16,323	-
Agricultural Research, Basic and Applied Research	10.310 (VARIOUS)			2,045,351	114,999
Agriculture and Food Research Initiative (AFRI)	10.310 (1319858-G003955)	WASHINGTON STATE UNIVERSITY	1319858-G003955	59,811	-
Agriculture and Food Research Initiative (AFRI)	10.310 (ASUB0000697)	ARIZONA STATE UNIVERSITY	ASUB0000697	82,556	-
Agriculture and Food Research Initiative (AFRI)	10.310 (1556406)	University of Colorado at Boulder	1556406	14,257	-
Agriculture and Food Research Initiative (AFRI)	10.310 (A22-0050-S002)	University of California at Merced	A22-0050-S002	71,610	-
Agriculture and Food Research Initiative (AFRI)	10.310 (023318A)	Iowa State University	023318A	45,342	-
Agriculture and Food Research Initiative (AFRI)	10.310 (5000213-USDA)	Penn State University	5000213-USDA	85,966	-
Agriculture and Food Research Initiative (AFRI)	10.310 (21A534-01)	Texas Tech University	21A534-01	23,353	-
Agriculture and Food Research Initiative (AFRI)	10.310 (VARIOUS)	University of Idaho	VARIOUS	18,682	-
Agriculture and Food Research Initiative (AFRI)	10.310 (UNR-17-54)	University of Nevada at Reno	UNR-17-54	50,042	-
Agriculture and Food Research Initiative (AFRI)	10.310 (2020-2713-01)	North Carolina State University	2020-2713-01	27,262	-
Agriculture and Food Research Initiative (AFRI)	10.310 (A22-1483-S018)	University of California at Davis	A22-1483-S018	21,390	-
Agriculture and Food Research Initiative (AFRI)	10.310 (100637)	Multiplier	100637	6,823	-
Alfalfa and Forage Research Program	10.330 (3200002567-20-022)	University of Kentucky Research Foundation	3200002567-20-022	53	-
Alfalfa and Forage Research Program	10.330 (2019-70005-30363)			135,561	54,452
Alfalfa and Forage Research Program	10.330 (A19-1564-S001)	University of California at Davis	A19-1564-S001	994	-
Animal Health and Disease Research	10.207 (Various)			22,710	-
Cooperative Extension Service	10.500 (134194 G004223)	Washington State University	134194 G004223	3,921	-
Cooperative Extension Service	10.500 (2021-41521-35102)			66,067	8,597
Cooperative Extension Service	10.500 (H007172413)	University of Minnesota	H007172413	26,801	-
Cooperative Extension Service	10.500 (Various)	Washington State University	Various	55,878	-
Cooperative Extension Service	10.500 (Various)	eXtension Foundation	Various	48,244	4,543
Cooperative Forestry Research	10.202 (Various)			204,925	-
Crop Protection and Pest Management Competitive Grants Program	10.329 (2019-70006-30452)			58,444	18,749
Crop Protection and Pest Management Competitive Grants Program	10.329 (C00059074-1)	University of Missouri at Columbia	C00059074-1	3,379	-
Department of Agriculture	10 (0786941-17762 GRANT AB211)	UNIVERSITY OF ILLINOIS URBANA-CHAMPAIGN	0786941-17762 GRANT AB211	(1,673)	-
Department of Agriculture	10 (None Provided)	Gretchen Swanson Center for Nutrition	None Provided	2,445	-
Environmental Quality Incentives Program	10.912 (3-580990.USU1)	Oklahoma State University	3-580990.USU1	99,503	-
Environmental Quality Incentives Program	10.912 (FED# NR223A750013G009)	Utah Association of Conservation Districts	FED# NR223A750013G009	115	-
Forest Health Protection	10.680 (VARIOUS)			65,051	-
Grants for Agricultural Research, Special Research Grants	10.200 (200-1035-100-00015)			8,615	-
Higher Education – Graduate Fellowships Grant Program	10.210 (2020-38420-30721)			31,393	-
Integrated Programs	10.303 (Various)			498,868	-
Organic Agriculture Research and Extension Initiative	10.307 (Various)			437,008	169,683

*Award number provided either when ALN is incomplete or not available or in association with Research and Development awards, as required

State of Utah
Schedule of Expenditures of Federal Awards
For the Year Ended June 30, 2022

Federal Agency/Program or Cluster	ALN Number (Award Number)*	Pass-Through Entity	Pass-Through Identification Number	Directly Expended	Provided to Subrecipients
Partnership Agreements	10.699 (Various)			498,592	-
Payments to Agricultural Experiment Stations Under the Hatch Act	10.203 (Various)			2,460,477	-
Plant and Animal Disease, Pest Control, and Animal Care	10.025 (Various)			314,629	-
Renewable Resources Extension Act And National Focus Fund Projects	10.515 (SA20-5381-01)	University of California-ANR	SA20-5381-01	2,396	-
Research Joint Venture and Cost Reimbursable Agreements	10.707 (Various)			207,170	-
Rural Health and Safety Education Competitive Grants Program	10.516 (2018-46100-28782)			26,102	11,585
Soil and Water Conservation	10.902 (SA-2021-01)	Heart of the Rockies Initiative	SA-2021-01	36,004	-
Soil and Water Conservation	10.902 (Various)			224,854	22,688
Specialty Crop Block Grant Program - Farm Bill	10.170 (21-0562)	Brigham Young University	21-0562	7,915	-
Specialty Crop Research Initiative	10.309 (133336-G003923)	WASHINGTON STATE UNIVERSITY	133336-G003923	155,619	-
Specialty Crop Research Initiative	10.309 (C05658-F)	OREGON STATE UNIVERSITY	C05658-F	80,906	-
Specialty Crop Research Initiative	10.309 (133321-G004112)	Washington State University	133321-G004112	50,203	-
Specialty Crop Research Initiative	10.309 (79611-10751)	Cornell University	79611-10751	44,119	-
Specialty Crop Research Initiative	10.309 (SUB00001765)	UGA Research Foundation, Inc.	SUB00001765	210,458	-
Specialty Crop Research Initiative	10.309 (2021-51181-35868)			61,707	21,327
Sun Grant Program	10.320 (U1522C-B)	Oregon State University	U1522C-B	33,386	-
Sustainable Agriculture Research and Education	10.215 (Various)			1,302,216	922,181
Sustainable Agriculture Research and Education	10.215 (Various)	Montana State University	Various	136,577	-
Wetlands Reserve Program	10.072 (NR213A750023C005)			139,588	93,363
Wildlife Services	10.028 (Various)			149,926	-
Total Department of Agriculture				11,319,828	1,458,345
Department of Commerce					
Applied Meteorological Research	11.468 (VARIOUS)			134,736	-
Applied Meteorological Research	11.468 (TASK ORDER S2020-144A)	SYNOPTIC DATA CORPORATION	TASK ORDER S2020-144A	76,683	-
Arrangements for Interdisciplinary Research Infrastructure	11.619 (2022-0444-01)	North Carolina State University	2022-0444-01	29,260	-
Climate and Atmospheric Research	11.431 (VARIOUS)			252,741	-
Climate and Atmospheric Research	11.431 (1561199 PO:1001579165)	UNIVERSITY OF COLORADO AT BOULDER	1561199 PO:1001579165	53,458	-
Climate and Atmospheric Research	11.431 (NA210AR4310231)			3,302	-
Climate and Atmospheric Research	11 (1333ND20PNB680359)			96,956	-
Department of Commerce	11.609 (70NANB20H018)	NORTHEASTERN UNIVERSITY	505184-78050	4,770	-
Measurement and Engineering Research and Standards	11.011 (505184-78050)			68,971	-
Ocean Exploration	11.459 (VARIOUS)			34,009	-
Weather and Air Quality Research				259,119	15,171
Total Department of Commerce				1,014,005	15,171
Department of Defense					
Air Force Defense Research Sciences Program	12.800 (VARIOUS)			1,493,031	621,490
Air Force Defense Research Sciences Program	12.800 (1657)	BROWN UNIVERSITY	1657	175,314	-
Air Force Defense Research Sciences Program	12.800 (FA864921P1464-UU)	ELPHEL INC	FA864921P1464-UU	163,949	-
Air Force Defense Research Sciences Program	12.800 (KR 703978)	UNIVERSITY OF CALIFORNIA SAN DIEGO	KR 703978	247,298	-
Air Force Defense Research Sciences Program	12.800 (S-001521)	UNIVERSITY OF CALIFORNIA RIVERSIDE	S-001521	113,439	-
Air Force Defense Research Sciences Program	12.800 (S-109-463-002)	UES INC	S-109-463-002	3,640	-
Air Force Defense Research Sciences Program	12.800 (FA9550-21-1-0437)			145,718	-
Basic and Applied Scientific Research	12.300 (VARIOUS)			1,472,350	121,773
Basic and Applied Scientific Research	12.300 (10054228)	TOUCHLIGHT GENETICS LIMITED	10054228	235,292	-
Basic and Applied Scientific Research	12.300 (2002694588)	JOHNS HOPKINS UNIVERSITY	2002694588	1,831	-

*Award number provided either when ALN is incomplete or not available or in association with Research and Development awards, as required

State of Utah
Schedule of Expenditures of Federal Awards
For the Year Ended June 30, 2022

Federal Agency/Program or Cluster	ALN Number (Award Number)*	Pass-Through Entity	Pass-Through Identification Number	Directly Expended	Provided to Subrecipients
Basic and Applied Scientific Research	12.300 (088513-16628)	UNIVERSITY OF IL AT URBANA- CHAMPAIGN	088513-16628	46,505	-
Basic and Applied Scientific Research	12.300 (65016354-01)	UNIVERSITY OF CENTRAL FLORIDA	65016354-01	3,738	-
Basic and Applied Scientific Research	12.300 (PG21-61919-02)	UNIVERSITY OF MONTANA	PG21-61919-02	94,219	-
Basic and Applied Scientific Research	12.300 (VARIOUS)	UNIVERSITY OF NOTRE DAME	VARIOUS	205,252	-
Basic and Applied Scientific Research	12.300 (VARIOUS)	VANDERBILT UNIVERSITY	VARIOUS	74,778	-
Basic Scientific Research	12.431 (VARIOUS)			2,014,645	1,236,462
Basic Scientific Research	12.431 (4500003946)	BOSTON UNIVERSITY	4500003946	55,549	-
Basic Scientific Research	12.431 (203110-718)	UTAH STATE UNIVERSITY	203110-718	104,994	-
Basic Scientific Research	12.431 (None Provided)	Autonomous Solutions, Inc.	None Provided	92,500	-
Basic Scientific Research	12.431 (G109-21-W7534)	Montana State University	G109-21-W7534	7,480	-
Basic, Applied, and Advanced Research in Science and Engineering	12.630 (W911NF1220023)	Texas State University at San		1,374,771	870,003
Basic, Applied, and Advanced Research in Science and Engineering	12.630 (21037-83575-1)	Marcos	21037-83575-1	40,407	-
Department of Defense	12 (VARIOUS)			128,715,940	20,740,643
Department of Defense	12 (2004366418)	JOHNS HOPKINS UNIVERSITY	2004366418	16,737	-
Department of Defense	12 (1013370_UUJ)	OREGON HEALTH & SCIENCE UNIVERSITY	1013370_UUJ	89,924	-
Department of Defense	12 (VARIOUS)	ESPIRA	VARIOUS	157,277	-
Department of Defense	12 (PO 2004757094)	JOHNS HOPKINS UNIVERSITY	PO 2004757094	98,453	-
Department of Defense	12 (N6600115C4017)			49,909	-
Department of Defense	12 (1081441)	BAE SYSTEMS	1081441	(201)	-
Department of Defense	12 (10056182)	OBLATE OPTICS INC	10056182	60,633	-
Department of Defense	12 (1GG012664)	COLUMBIA UNIVERSITY	1GG012664	138	-
Department of Defense	12 (S4628 (PO 194184))	MASSACHUSETTS INSTITUTE OF TECHNOLOGY	S4628 (PO 194184)	54,049	-
Department of Defense	12 (10058508)	ICONIC AIR	10058508	37,662	-
Department of Defense	12 (10058581)	COGNITECH CORP	10058581	(86)	-
Department of Defense	12 (10060777)	QUESTEK INNOVATIONS	10060777	59,931	-
Department of Defense	12 (PO 13367)	ENGINEERING + SOFTWARE SYSTEM SOLUTIONS	PO 13367	13,834	-
Department of Defense	12 (WSUH16368)	WICHITA STATE UNIVERSITY	WSUH16368	136,098	-
Department of Defense	12 (VARIOUS)	ROGUE SPACE SYSTEMS CORP	VARIOUS	65,511	-
Department of Defense	12 (10058891)	TRAIL OF BITS	10058891	16,039	-
Department of Defense	12 (86741105540-18592)	UNIVERSITY OF IL AT URBANA- CHAMPAIGN	86741105540-18592	47,380	-
Department of Defense	12 (PO 57482)	SRI INTERNATIONAL	PO 57482	115,392	-
Department of Defense	12 (1554466)	UNIVERSITY OF COLORADO AT BOULDER	1554466	(10,094)	-
Department of Defense	12 (2004848719)	JOHNS HOPKINS UNIVERSITY	2004848719	12,004	-
Department of Defense	12 (4666 PO953258 HJF65544)	HENRY M. JACKSON FNDR ADVNCMINT MIL MED	4666 PO953258 HJF65544	561,460	-
Department of Defense	12 (FP00009533_SA004)	VIRGINIA COMMONWEALTH UNIVERSITY	FP00009533_SA004	379,458	-
Department of Defense	12 (NONE)	INNOSYS INC.	NONE	16,577	-
Department of Defense	12 (S-D00243-10-IDIQ-UOU / PO21-00517)	APPLIED RESEARCH ASSOCIATES INC	S-D00243-10-IDIQ-UOU / PO21-00517	16,958	-
Department of Defense	12 (TXS0150731)	KBRWYLE	TXS0150731	(3,989)	-
Department of Defense	12 (UNIV61654)	VANDERBILT UNIVERSITY	UNIV61654	20,101	-
Department of Defense	12 (VARIOUS)	MILITARY & HEALTH RESEARCH FOUNDATION	VARIOUS	275,121	-

*Award number provided either when ALN is incomplete or not available or in association with Research and Development awards, as required

State of Utah
 Schedule of Expenditures of Federal Awards
 For the Year Ended June 30, 2022

Federal Agency/Program or Cluster	ALN Number (Award Number)*	Pass-Through Entity	Pass-Through Identification Number	Directly Expended	Provided to Subrecipients
Department of Defense	12 (VARIOUS)	WASHINGTON UNIVERSITY IN ST LOUIS	VARIOUS	779,950	-
Department of Defense	12 (MSA 19523530AU22 - PO 111302)	AECOM Technical Services, Inc.	MSA 19523530AU22 - PO 111302	2,599	-
Department of Defense	12 (1158117)	Alion Science and Technology	1158117	50,370	-
Department of Defense	12 (AFRL-Subject Matter Expert: Bi)	ARCTOS Technology Solutions, LLC	AFRL-Subject Matter Expert: Bi	99,520	-
Department of Defense	12 (H98230-18-C-0172)	Maryland Procurement Office	H98230-18-C-0172	82,020	-
Department of Defense	12 (None Provided)	QuayChain Technologies, Inc.	None Provided	12,514	-
Department of Defense	12 (None Provided)	Research In Flight	None Provided	25,000	-
Department of Defense	12 (USU MASTER AGREEMENT & TOS)	Schnabel Engineering, LLC	USU MASTER AGREEMENT & TOS	1,104,597	-
Department of Defense	12 (SUBCON002137)	University Corporation for Atmospheric Research (UCAR)	SUBCON002137	52,064	-
Department of Defense	12 (Subcontract SD103-100 TO3)	Applied Technology Associates Aerospace	Subcontract SD103-100 TO3	11,351	-
Department of Defense	12 (262-09 / 2020-411)	Atmospheric & Space Technology Research Associates, LLC	262-09 / 2020-411	558,385	-
Department of Defense	12 (Various)	BAE Systems	Various	30,580	-
Department of Defense	12 (P000116452 / W15P7T-19-D-0157)	CACI Technologies, LLC	P000116452 / W15P7T-19-D-0157	84,331	-
Department of Defense	12 (PO011279 / FA8650-19-C-9203)	Dzyne Technologies Incorporated	PO011279 / FA8650-19-C-9203	2,959	-
Department of Defense	12 (Various)	Georgia Institute of Technology	Various	45,557	-
Department of Defense	12 (D8495-S3 / W31P4Q-18-D-0002)	Georgia Tech Applied Research Corporation	D8495-S3 / W31P4Q-18-D-0002	687,206	-
Department of Defense	12 (USU-19-F-8136 / FA8622-19-F-8136)	HX5, LLC	USU-19-F-8136 / FA8622-19-F-8136	307,596	-
Department of Defense	12 (VARIOUS)	L3HARRIS Technologies, Inc.	VARIOUS	289,685	-
Department of Defense	12 (Various)	Millennium Engineering and Integration Company	Various	(5,529)	-
Department of Defense	12 (MP00285675 / 19-C-0064)	Northrop Grumman Systems Corporation	MP00285675 / 19-C-0064	12,716	-
Department of Defense	12 (PO SC20190009 / Prime N00173-N00173-16-F-6402)	Praxis, Inc.	PO SC20190009 / Prime N00173-16-F-6402	267,045	-
Department of Defense	12 (19S-0155 / Prime W9113M-19-F-0016)	Radiance Technologies, Inc.	19S-0155 / Prime W9113M-19-F-0016	27,925	-
Department of Defense	12 (Various)	Raytheon Company	Various	254,363	-
Department of Defense	12 (4202414086 / 4103856333)	Raytheon Space and Airborne Systems	4202414086 / 4103856333	55,627	-
Department of Defense	12 (01-20190328)	SEOPS, LLC	01-20190328	(82)	-
Department of Defense	12 (Subcontract TSC-1216-60191 / W56KGU-19-C-0057)	Technology Service Corporation	Subcontract TSC-1216-60191 / W56KGU-19-C-0057	35,384	-
Department of Defense	12 (GG12196.POW#2150693 / FA9453-19-1-007)	University of Virginia	GG12196.POW#2150693 / FA9453-19-1-007	40,572	-
Economic Adjustment Assistance for State Governments	12.617 (VARIOUS)			137,052	9,386
Military Medical Research and Development	12.420 (VARIOUS)	UNIVERSITY OF WISCONSIN-MADISON		8,811,397	2,826,463
Military Medical Research and Development	12.420 (937)		937	27,098	-
Military Medical Research and Development	12.420 (576708)	UNIVERSITY OF PENNSYLVANIA	576708	(69)	-

*Award number provided either when ALN is incomplete or not available or in association with Research and Development awards, as required

State of Utah
 Schedule of Expenditures of Federal Awards
 For the Year Ended June 30, 2022

Federal Agency/Program or Cluster	ALN Number (Award Number)*	Pass-Through Entity	Pass-Through Identification Number	Directly Expended	Provided to Subrecipients
Military Medical Research and Development	12.420 (1562262)	UNIVERSITY OF COLORADO AT BOULDER	1562262	196	-
Military Medical Research and Development	12.420 (1016810_UUTAH)	OREGON HEALTH & SCIENCE UNIVERSITY	1016810_UUTAH	50,201	-
Military Medical Research and Development	12.420 (12929sc)	UNIVERSITY OF CALIFORNIA SAN FRANCISCO	12929sc	1,485	-
Military Medical Research and Development	12.420 (16-0231/2300179)	MASSACHUSETTS EYE AND EAR INFIRMARY	16-0231/2300179	4,147	-
Military Medical Research and Development	12.420 (35-5234-2005-001)	UNIVERSITY OF NEBRASKA MEDICAL CENTER	35-5234-2005-001	40,259	-
Military Medical Research and Development	12.420 (365-101080-110622)	WAKE FOREST UNIVERSITY	365-101080-110622	39,561	-
Military Medical Research and Development	12.420 (A18-1926-5001)	UNIVERSITY OF CALIFORNIA DAVIS	A18-1926-5001	(140)	-
Military Medical Research and Development	12.420 (MSRC-FY18-04)	DENVER RESEARCH INSTITUTE	MSRC-FY18-04	385,440	193,485
Military Medical Research and Development	12.420 (NTI-CLOTT17-17)	NATIONAL TRAUMA INSTITUTE	NTI-CLOTT17-17	(13,538)	-
Military Medical Research and Development	12.420 (OS00000797)	UNIVERSITY OF MIAMI	OS00000797	17,492	-
Military Medical Research and Development	12.420 (PO GENFD0001787310)	BOSTON CHILDREN'S HOSPITAL	PO GENFD0001787310	47,466	-
Military Medical Research and Development	12.420 (S-1579-01)	THE GENEVA FOUNDATION	S-1579-01	38,216	-
Military Medical Research and Development	12.420 (W81XWH-21-1-0050)	INTERMOUNTAIN HEALTHCARE	W81XWH-21-1-0050	21,905	-
Military Medical Research and Development	12.420 (VARIOUS)	JOHNS HOPKINS UNIVERSITY	VARIOUS	90,683	-
Military Medical Research and Development	12.420 (VARIOUS)	UNIVERSITY OF PITTSBURGH	VARIOUS	56,117	-
Military Medical Research and Development	12.420 (471)	University of Wisconsin at Madison	471	916	-
Research and Technology Development	12.910 (VARIOUS)			2,127,626	375,895
Research and Technology Development	12.910 (UU-00001)	BLACKROCK MICROSYSTEMS	UU-00001	321,737	-
Research and Technology Development	12.910 (X0220A-A)	OREGON STATE UNIVERSITY	X0220A-A	143,894	-
Research and Technology Development	12.910 (N660012114031)			186,199	-
Research and Technology Development	12.910 (P010250578)	Leidos, Inc.	P010250578	325,266	-
Research and Technology Development	12.910 (61654-08)	Embry-Riddle Aeronautical University	61654-08	57,988	-
Uniformed Services University Medical Research Projects	12.750 (HU0001-17-1-0047)			593,732	2,176
Uniformed Services University Medical Research Projects	12.750 (5803 PO1029505 66552)	HENRY M. JACKSON FNDT ADVNCMINT MIL MED	5803 PO1029505 66552	47,902	-
Uniformed Services University Medical Research Projects	12.750 (VARIOUS)	THE GENEVA FOUNDATION	VARIOUS	406,274	-
Uniformed Services University Medical Research Projects	12.750 (S-10507-02)	The Geneva Foundation	S-10507-02	127,005	-
Total Department of Defense				158,164,728	26,997,776
Department of the Interior					
Plant Conservation and Restoration Management	15.245 (L19AC00199)			3,367	-
Endangered Species Conservation Recovery Implementation Funds	15.657 (F19A P00568)			15,007	-
National Center for Preservation Technology and Training	15.923 (P20AP00318)			12,049	-
Assistance to State Water Resources Research Institutes	15.805 (200227-678)	UTAH STATE UNIVERSITY	200227-678	18,784	-
Assistance to State Water Resources Research Institutes	15.805 (Various)			109,059	18,254
BLM Youth Conservation	15.243 (L17AC00123)			98,092	-
Cooperative Ecosystem Studies Units	15.678 (G-50042-01 / F17AC00326)	Colorado State University	G-50042-01 / F17AC00326	12,001	-
Cooperative Research and Training Programs – Resources of the National Park System	15.945 (VARIOUS)			235,059	-
Cooperative Research and Training Programs – Resources of the National Park System	15.945 (462688-19138)	Virginia Tech Polytechnic Institute and State University	462688-19138	17,880	-
Cooperative Research Units	15.812 (Various)			51,344	-
Cooperative Watershed Management	15.554 (None Provided)		None Provided	31,088	-
Cultural and Paleontological Resources Management	15.224 (VARIOUS)			134,085	-

*Award number provided either when ALN is incomplete or in association with Research and Development awards, as required

State of Utah
Schedule of Expenditures of Federal Awards
For the Year Ended June 30, 2022

Federal Agency/Program or Cluster	ALN Number (Award Number)*	Pass-Through Entity	Pass-Through Identification Number	Directly Expended	Provided to Subrecipients
Cultural Resources Management	15.511 (R19AC00171)			38,195	-
Department of the Interior	15 (VARIOUS)			500,844	-
Department of the Interior	15 (62599)	SWCA ENVIRONMENTAL CONSULTANTS	62599	4,951	-
Department of the Interior	15 (E1057-153-101)	STAGG RESOURCE CONSULTANTS INC	E1057-153-101	2,316	-
Department of the Interior	15 (NONE)	G2 ARCHAEOLOGY Otak, Inc.	NONE	7,524	-
Department of the Interior	15 (33172)		33172	33,308	-
Department of the Interior	15 (Various)	RRC Associates, LLC National Fish and Wildlife	Various	115,134	-
Department of the Interior	15 (8006.20.069013)	Foundation	8006.20.069013	(1,732)	-
Department of the Interior	15 (20FC-UT-2420)			46,480	-
Earthquake Hazards Reduction Program	15.807 (VARIOUS)			64,972	-
Earthquake Hazards Reduction Program	15.807 (PO 10920505 131437096)	UNIVERSITY OF SOUTHERN CALIFORNIA	PO 10920505 131437096	(1,248)	-
Earthquake Hazards Reduction Program	15.807 (VARIOUS)	SOUTHERN CALIFORNIA EARTHQUAKE CENTER	VARIOUS	10,557	-
Environmental Quality and Protection Resource Management	15.236 (L16AC00126)			13,234	-
Fish and Wildlife Coordination Act	15.517 (Various)			607,192	-
Fish and Wildlife Management Assistance	15.608 (F20AP00285)			73,762	-
Fish, Wildlife and Plant Conservation Resource Management	15.231 (L17AC00059)			40,833	-
Fish, Wildlife and Plant Conservation Resource Management	15.231 (Various)			190,411	10,945
Fish, Wildlife and Plant Conservation Resource Management	15.231 (2503.16.055535)	National Fish and Wildlife Foundation	2503.16.055535	1	-
Fisheries and Aquatic Resources Management	15.244 (Various)			753,876	223,600
Forests and Woodlands Resource Management	15.233 (Various)			77,940	-
National Climate Change and Wildlife Science Center	15.820 (Various)	University of Arizona	Various	311,673	-
National Cooperative Geologic Mapping	15.810 (G20AC00235)			3,971	-
National Land Remote Sensing, Education Outreach and Research	15.815 (Various)			117,410	-
Partners for Fish and Wildlife	15.631 (FC20AC10857)	America View	Various	31,073	-
Rangeland Resource Management	15.237 (L16AC00367)			(3)	-
Recreation Resource Management	15.225 (L17AC00029)			8,735	-
Secure Water Act Research Agreements	15.560 (R19AC00157)			117,904	-
SECURE Water Act Research Agreements	15.560 (Various)			138,292	-
Threatened and Endangered Species	15.246 (Various)			69,645	-
U.S. Geological Survey_ Research and Data Collection	15.808 (G22AC00059)			15,007	-
U.S. Geological Survey_ Research and Data Collection	15.808 (Various)			196,552	-
Wildland Fire Research and Studies	15.232 (Various)			195,460	-
Wildland Fire Research and Studies	15.232 (G-45072-02)	Colorado State University	G-45072-02	2,221	-
Wildland Fire Research and Studies	15.232 (UNR-21-51)	University of Nevada at Reno	UNR-21-51	7,982	-
Wildlife Resource Management	15.247 (Various)			140,041	-
Total Department of the Interior				4,672,328	252,799
Department of Justice					
National Institute of Justice Research, Evaluation, and Development Project Grants	16.560 (VARIOUS)			134,579	-
Total Department of Justice				134,579	-
Department of State					
Academic Exchange Programs - Scholars	19.401 (NONE)	BINATIONAL FULBRIGHT COMM IN EGYPT	NONE	7,127	6,479
Total Department of State				7,127	6,479

*Award number provided either when ALN is incomplete or not available or in association with Research and Development awards, as required

State of Utah
 Schedule of Expenditures of Federal Awards
 For the Year Ended June 30, 2022

Federal Agency/Program or Cluster	ALN Number (Award Number)*	Pass-Through Entity	Pass-Through Identification Number	Directly Expended	Provided to Subrecipients
Department of Transportation					
Air Transportation Centers of Excellence	20.109 (08-CAM-UU 12-CAM-UU)			11,131	-
Department of Transportation	20 (VARIOUS)	PORTLAND STATE UNIVERSITY	VARIOUS	83,164	-
Department of Transportation	20 (693J321C000033)	UNIVERSITY OF ILLINOIS URBANA-CHAMPAIGN	16050-18622	61,614	-
Department of Transportation	20 (16050-18622)			34,519	-
Department of Transportation	20 (38617.13/DTFH6116D00040)	VANASSE HANGEN BRUSTLIN INC	38617.13/DTFH6116D00040	92,986	-
Department of Transportation	20 (693J620C000010)			77,196	-
Department of Transportation	20 (311950.USU)	Harris Miller Miller & Hanson, Inc.	311950.USU	13,152	-
Highway Research and Development Program	20.200 (Various)			2,147,361	-
University Transportation Centers Program	20.701 (135461.G004218)	WASHINGTON STATE UNIVERSITY	135461.G004218	130,599	-
University Transportation Centers Program	20.701 (FAR0028684)	NORTH DAKOTA STATE UNIVERSITY	FAR0028684	488,327	-
University Transportation Centers Program	20.701 (VARIOUS)	PORTLAND STATE UNIVERSITY	VARIOUS	374,160	-
University Transportation Centers Program	20.701 (FAR0028869)	North Dakota State University	FAR0028869	265,129	-
Total Department of Transportation				3,779,338	-
National Aeronautics & Space Administration					
National Aeronautics and Space Administration	43 (HST-GO-16262.002-A)	Space Telescope Science Institute	HST-GO-16262.002-A	26,748	-
National Aeronautics and Space Administration	43 (80NSSC18K0973)	Aerospace Corporation	80NSSC18K0973	-	20,997
Science	43.001 (80NSSC18K0697)			38,612	-
Aeronautics	43.002 (80NSSC21M0098)			125,064	-
Aeronautics	43.002 (80NSSC19K0839)			34,906	-
Aeronautics	43.002 (M1703311)	Texas AandM University	M1703311	123,278	-
Education	43.008 (80NSSC20M0103)			710,777	534,056
Exploration	43.003 (80NSSC20M0245)			5	-
Exploration	43.003 (80NSSC20K1411)			147,946	-
National Aeronautics and Space Administration	43 (VARIOUS)	INNOSENSE LLC	10057082	12,692,795	1,084,317
National Aeronautics and Space Administration	43 (10057082)	BRIGHAM YOUNG UNIVERSITY	20-0547	11,621	-
National Aeronautics and Space Administration	43 (20-0547)	UNIVERSITY OF ARIZONA	NONE	27,978	-
National Aeronautics and Space Administration	43 (NONE)			36,102	-
National Aeronautics and Space Administration	43 (SUBK00011176)				
National Aeronautics and Space Administration	PO#3005658575	UNIVERSITY OF MICHIGAN	SUBK00011176 PO#3005658575	1,860	-
National Aeronautics and Space Administration	43 (UWSC9766 BPO 23128)	UNIVERSITY OF WASHINGTON	UWSC9766 BPO 23128	3,287	-
National Aeronautics and Space Administration	43 (VARIOUS)	CHEMTRONERGY LLC	VARIOUS	156,401	-
National Aeronautics and Space Administration	43 (VARIOUS)	SPACE TELESCOPE SCIENCE INSTITUTE	VARIOUS	64,570	-
National Aeronautics and Space Administration	43 (SUBK00015944)	UNIVERSITY OF MICHIGAN	SUBK00015944	4,393	-
National Aeronautics and Space Administration	43 (44698)	Hampton University	44698	41,177	-
National Aeronautics and Space Administration	43 (1584146)			959	-
National Aeronautics and Space Administration	43 (80MSFC18C0010)			54,577	-
National Aeronautics and Space Administration	43 (SUBK00011783)	University of Michigan	SUBK00011783	3,169	-
National Aeronautics and Space Administration	43 (20SC-002 / 80NSSC19C0628)	Advanced Space, LLC	20SC-002 / 80NSSC19C0628	1,922	-
National Aeronautics and Space Administration	43 (Various)	Arizona State University	Various	(81,300)	-
National Aeronautics and Space Administration	43 (Various)	Ball Aerospace and Technology	Various	1,426,161	221,965

*Award number provided either when ALN is incomplete or in association with Research and Development awards, as required

State of Utah
Schedule of Expenditures of Federal Awards
For the Year Ended June 30, 2022

Federal Agency/Program or Cluster	ALN Number (Award Number)*	Pass-Through Entity	Pass-Through Identification Number	Directly Expended	Provided to Subrecipients
National Aeronautics and Space Administration	43 (82506-11022 / 80MSFC18C0034)	Cornell University	82506-11022 / 80MSFC18C0034	(486)	-
National Aeronautics and Space Administration	43 (172099 / 80MSFC20D00004)	Johns Hopkins University Applied Physics Laboratory LLC	172099 / 80MSFC20D0004	31,600	-
National Aeronautics and Space Administration	43 (SMS0005979 / GS00Q14OADU431)	KBR, Inc.	SMS0005979 / GS00Q14OADU431	6,925	-
National Aeronautics and Space Administration	43 (4104544535 / 1558326)	Lockheed Martin Space Systems Millennium Engineering and Integration Company	4104544535 / 1558326	971,061	-
National Aeronautics and Space Administration	43 (Various)		Various	1,631	-
National Aeronautics and Space Administration	43 (HQ0147-16-D-0002, HQ0147-17-F-17-F-0050)	Missile Defense Agency	HQ0147-16-D-0002, HQ0147-17-F-0050	718,221	-
National Aeronautics and Space Administration	43 (4W8003-09)	Montana State University	4W8003-09	9,480	-
National Aeronautics and Space Administration	43 (Various)	NASA Jet Propulsion Laboratory	Various	19,032,420	1,990,841
National Aeronautics and Space Administration	43 (SP00120596 / 80GSFC20C0085)	Northrop Grumman Space Systems Division	SP00120596 / 80GSFC20C0085	19,595	-
National Aeronautics and Space Administration	43 (Various)	Science Systems and Applications, Inc.	Various	108,918	-
National Aeronautics and Space Administration	43 (Various)	The University of Arizona	Various	63,635	-
National Aeronautics and Space Administration	43 (PUR-10871)	Tyvak Nano-Satellite Systems, Inc.	PUR-10871	38,202	-
National Aeronautics and Space Administration	43 (B801467693 / 80GSFC21C0038)	University of California at Berkeley	B801467693 / 80GSFC21C0038	2,543,478	-
National Aeronautics and Space Administration	43 (1559148 / 80LARC20D0006)	University of Colorado at Boulder	1559148 / 80LARC20D0006	454,967	-
National Aeronautics and Space Administration	43 (Various)	University of Maryland at Baltimore	Various	74,043	-
Science	43.001 (VARIOUS)			3,331,764	894,228
Science	43.001 (00010196 (B801305223))	UNIVERSITY OF CALIFORNIA BERKELEY	00010196 (B801305223)	(8,804)	-
Science	43.001 (37181-01)	ROCHESTER INSTITUTE OF TECHNOLOGY	37181-01	10,268	-
Science	43.001 (A19-0117-S006 (P0286656))	RENSELAER POLYTECHNIC INSTITUTE	A19-0117-S006 (P0286656)	48,243	-
Science	43.001 (KK2134)	UNIVERSITY OF CALIFORNIA SANTA BARBARA	KK2134	36,298	-
Science	43.001 (RES512750)	CASE WESTERN RESERVE UNIVERSITY	RES512750	153,006	-
Science	43.001 (SUB62720162)	AMERICAN MUSEUM OF NATURAL HISTORY	SUB62720162	215,029	-
Science	43.001 (SUBK00012835 PO#3006244418)	UNIVERSITY OF MICHIGAN	SUBK00012835 PO#3006244418	94,487	-
Science	43.001 (VARIOUS)	SMITHSONIAN ASTROPHYSICAL OBSERVATORY	VARIOUS	37,892	-
Science	43.001 (VARIOUS)	UNIVERSITY OF COLORADO AT BOULDER	VARIOUS	20,809	-
Science	43.001 (80NSSC20K0191)	Boise State University	9568-PO139282	97,568	-
Science	43.001 (9568-PO139282)	Clemson University	2124-204-2013209	13,966	-
Science	43.001 (2124-204-2013209)	University of California at Santa Barbara	KK2133	8,470	-
Science	43.001 (KK2133)	University of Michigan	SUBK00013484	61,562	-
Science	43.001 (SUBK00013484)			3,140	-

*Award number provided either when ALN is incomplete or not available or in association with Research and Development awards, as required

State of Utah
Schedule of Expenditures of Federal Awards
For the Year Ended June 30, 2022

Federal Agency/Program or Cluster	ALN Number (Award Number)*	Pass-Through Entity	Pass-Through Identification Number	Directly Expended	Provided to Subrecipients
Science	43.001 (R53782)	William Marsh Rice University	R53782	52,386	-
Science	43.001 (1562312)	University of Colorado Boulder UNIVERSITY OF CALIFORNIA BERKELEY	1562312	23,430	-
Space Technology	43.012 (10637)	MICHIGAN TECHNOLOGICAL UNIVERSITY	10637	118,227	-
Space Technology	43.012 (1607060Z10)	UNIVERSITY OF CALIFORNIA AT BERKELEY	1607060Z10	35,177	-
Space Technology	43.012 (80NSSC18M0055)	UNIVERSITY OF CALIFORNIA AT BERKELEY	1607060Z10	47,184	-
Space Technology	43.012 (9566)	University of California at Berkeley	9566	823,570	-
Space Technology	43.012 (Various)			282,729	-
Total National Aeronautics & Space Administration				45,233,099	4,746,404
National Foundation on the Arts and the Humanities Promotion of the Humanities_ Fellowships and Stipends	45.160 (FEL-267498-20)			6,000	-
Promotion of the Humanities_ Research	45.161 (RZ-25594-17)			698	-
Total National Foundation on the Arts and the Humanities				6,698	-
National Science Foundation Engineering Grants	47.041 (Various)			9,826,157	3,062,262
Engineering Grants	47.041 (1933502)	University of North Texas	1933502	6,147	-
Geosciences	47.050 (EAR-1853496, 2023116)			139,887	-
Social, Behavioral, and Economic Sciences Education and Human Resources	47.075 (SC2000063)	Florida Polytechnic University	SC2000063	1,759	-
Education and Human Resources	47.076 (Various)	University of Houston	Various	7,963,035	861,783
Education and Human Resources	47.076 (1601397)			20,456	-
(COVID-19) Biological Sciences	47.074 (2033695)			32,797	-
(COVID-19) Biological Sciences	47.074 (2034797)			15,576	-
(COVID-19) Engineering Grants	47.041 (2029515)			111,166	-
(COVID-19) Engineering Grants	47.041 (2030359)			6,403	-
(COVID-19) Engineering Grants	47.041 (2032838)			141,601	-
(COVID-19) Engineering Grants	47.041 (VARIOUS)			93,288	-
(COVID-19) Mathematical and Physical Sciences	47.049 (1923936)			5,600	-
(COVID-19) Social, Behavioral, and Economic Sciences	47.075 (2148501)			27,127	-
Biological Sciences	47.074 (VARIOUS)			29,616	-
Biological Sciences	47.074 (316602)	UNIVERSITY OF ARIZONA	316602	5,329,583	196,628
Biological Sciences	47.074 (1GG016346-01)	COLUMBIA UNIVERSITY	1(GG016346-01)	18,388	-
Biological Sciences	47.074 (A19-0587-5001)	UNIVERSITY OF CALIFORNIA DAVIS	A19-0587-5001	(12,632)	-
Biological Sciences	47.074 (R00002898)	FLORIDA STATE UNIVERSITY	R00002898	12,379	-
Biological Sciences	47.074 (S-001212)	UNIVERSITY OF CALIFORNIA RIVERSIDE	S-001212	2,057	-
Biological Sciences	47.074 (UTA20-00083)	UNIVERSITY OF TEXAS AT AUSTIN	UTA20-00083	253,027	-
Biological Sciences	47.074 (VARIOUS)	UNIVERSITY OF COLORADO AT BOULDER	VARIOUS	194,759	-
Biological Sciences	47.074 (US001-0000731765)	Battelle	US001-0000731765	36,332	-
Biological Sciences	47.074 (R00002663)	Florida State University	R00002663	69,309	-
Biological Sciences	47.074 (52820/ 1637459)	Marine Biological laboratory- Wood Hold, Mass	52820/ 1637459	22,032	-
Biological Sciences	47.074 (1003088-02)	Northern Arizona University	1003088-02	(1,371)	-

*Award number provided either when ALN is incomplete or not available or in association with Research and Development awards, as required

State of Utah
Schedule of Expenditures of Federal Awards
For the Year Ended June 30, 2022

Federal Agency/Program or Cluster	ALN Number (Award Number)*	Pass-Through Entity	Pass-Through Identification Number	Directly Expended	Provided to Subrecipients
Biological Sciences	47.074 (2(GG016707-01))	The Trustees of Columbia University in the City of New York	2(GG016707-01)	982	-
Biological Sciences	47.074 (SUB00002767)	University of Florida	SUB00002767	2,330	-
Computer and Information Science and Engineering	47.070 (VARIOUS)	UNIVERSITY OF KENTUCKY	1836742	12,697,645	2,692,895
Computer and Information Science and Engineering	47.070 (1836742)	UNIV OF NORTH CAROLINA AT CHAPEL HILL	5115828	16,748	-
Computer and Information Science and Engineering	47.070 (5115828)	UNIVERSITY OF ILLINOIS URBANA-CHAMPAIGN	067846-18551	24,146	-
Computer and Information Science and Engineering	47.070 (067846-18551)	INTERNET2	1048-C	46,624	-
Computer and Information Science and Engineering	47.070 (1048-C)	NORTHEASTERN UNIVERSITY	502648-78051	44,727	-
Computer and Information Science and Engineering	47.070 (502648-78051)	NORTHWESTERN UNIVERSITY	60054740 UTAH	65,693	-
Computer and Information Science and Engineering	47.070 (60054740 UTAH)	US IGNITE	CNS-182688	17,998	-
Computer and Information Science and Engineering	47.070 (CNS-182688)	UNIVERSITY OF CHICAGO	FP066185-B	3,267,790	131,925
Computer and Information Science and Engineering	47.070 (FP066185-B)	OHIO STATE UNIVERSITY	SPC-1000005608/GR124842	149,176	-
Computer and Information Science and Engineering	47.070 (SPC-1000005608/GR124842)	RESEARCH FNDTN	SPC-1000005608/GR124842	66,342	-
Computer and Information Science and Engineering	47.070 (UTA19-001215)	UNIVERSITY OF TEXAS AT AUSTIN	UTA19-001215	79,004	-
Computer and Information Science and Engineering	47.070 (VARIOUS)	UNIVERSITY OF SOUTHERN CALIFORNIA	VARIOUS	188,989	-
Computer and Information Science and Engineering	47.070 (1003107-06)	Northern Arizona University	1003107-06	34,146	-
Computer and Information Science and Engineering	47.070 (106203-18637)	University of Illinois	106203-18637	66,501	-
Education and Human Resources	47.076 (NSF123-02)	SANTA CLARA UNIVERSITY	NSF123-02	385	-
Education and Human Resources	47.076 (VARIOUS)	ARIZONA STATE UNIVERSITY	VARIOUS	1,652	-
Education and Human Resources	47.076 (21-0564)	Brigham Young University	21-0564	16,528	-
Education and Human Resources	47.076 (0009738-100095391)	Howard University	0009738-100095391	2,899	-
Education and Human Resources	47.076 (None Provided)	Michigan State University	None Provided	478	-
Education and Human Resources	47.076 (None Provided)	National Federation of the Blind	None Provided	149,806	-
Education and Human Resources	47.076 (1004505-01)	Northern Arizona University	1004505-01	27,274	-
Education and Human Resources	47.076 (60052897 USU)	Northwestern University	60052897 USU	57,748	-
Education and Human Resources	47.076 (140262-SPC003498)	Washington State University	140262-SPC003498	9,537	-
Education and Human Resources	47.076 (W1206-416)	California State University East Bay Foundation	W1206-416	11,152	-
Education and Human Resources	47.076 (VARIOUS)	PENN STATE UNIVERSITY	VARIOUS	8,249	-
Education and Human Resources	47.076 (145881)	47.076 (145881)		25,453	-
Education and Human Resources	47.076 (1801154)	47.076 (1801154)		32,662	-
Education and Human Resources	47.076 (2000786)	47.076 (2000786)		52,965	-
Education and Human Resources	47.076 (2100322)	47.076 (2100322)		59,728	-
Engineering Grants	47.041 (2002417)	REFLODX LLC	2002417	24,357	-
Engineering Grants	47.041 (10059162)	INHERENT BIOSCIENCES	10059162	19,589	-
Engineering Grants	47.041 (123524860 - MP INVOICE/PO)	UNIVERSITY OF CALIFORNIA SAN DIEGO	123524860 - MP INVOICE/PO	17,219	-
Engineering Grants	47.041 (C-5120)	FLORIDA A&M UNIVERSITY	59002437	21,489	-
Engineering Grants	47.041 (S-001468)	UNIVERSITY OF CALIFORNIA RIVERSIDE	C-5120	34,627	-
Engineering Grants	47.041 (VARIOUS)	NORTH CAROLINA STATE UNIVERSITY	VARIOUS	59,393	-
Engineering Grants	47.041 (358007-8717)	University of New Mexico	358007-8717	134,264	-
Engineering Grants	47.041 (1839812)	University of North Carolina at Chapel Hill	1839812	64,417	-
Engineering Grants	47.041 (UTA21-000028)	University of Texas at Austin	UTA21-000028	32,287	-

*Award number provided either when ALN is incomplete or not available or in association with Research and Development awards, as required

State of Utah
Schedule of Expenditures of Federal Awards
For the Year Ended June 30, 2022

Federal Agency/Program or Cluster	ALN Number (Award Number)*	Pass-Through Entity	Pass-Through Identification Number	Directly Expended	Provided to Subrecipients
Engineering Grants	47.041 (133814 G004068)	Washington State University	133814 G004068	35,420	-
Geosciences	47.050 (VARIOUS)	MICHIGAN TECHNOLOGICAL UNIVERSITY	2105003Z8	5,813,461	307,146
Geosciences	47.050 (2105003Z8)	COLUMBIA UNIVERSITY	VARIOUS	20,000	-
Geosciences	47.050 (1829465)	UNIVERSITY OF SOUTHERN CALIFORNIA	131487643	24,362	-
Geosciences	47.050 (1829465)	WASHINGTON STATE UNIVERSITY	128413-G03666	35,493	-
Geosciences	47.050 (Various)	The Trustees of Columbia University in the City of New York	Various	104,794	-
Geosciences	47.050 (131487643)	UNIVERSITY OF SOUTHERN CALIFORNIA	131487643	22,863	-
Geosciences	47.050 (128413-G03666)	WASHINGTON STATE UNIVERSITY	128413-G03666	24,185	-
Mathematical and Physical Sciences	47.049 (VARIOUS)	UNIVERSITY OF COLORADO AT BOULDER	1552269	13,457,022	2,771,306
Mathematical and Physical Sciences	47.049 (1552269)	UNIVERSITY OF CALIFORNIA LOS ANGELES	1010 G YA090 (443948-BE-22504)	9,968	-
Mathematical and Physical Sciences	47.049 (1010 G YA090 (443948-BE-22504))	CARNEGIE MELLON UNIVERSITY	1123266-388709	2,274	-
Mathematical and Physical Sciences	47.049 (1123266-388709)	UNIVERSITY OF NOTRE DAME	203643UU	37,455	-
Mathematical and Physical Sciences	47.049 (203643UU)	UNIVERSITY OF MASSACHUSETTS EMORY UNIVERSITY	CHE1700982	154,327	-
Mathematical and Physical Sciences	47.049 (22-016737-A)	UNIVERSITY OF CALIFORNIA SAN DIEGO	KR704565	12,428	-
Mathematical and Physical Sciences	47.049 (CHE1700982)	BARNARD UNIVERSITY	UU-1828168	164,556	-
Mathematical and Physical Sciences	47.049 (UU-1828168)	HEAVYSTONE LABORATORY LLC	10018547	13,183	-
Mathematical and Physical Sciences	47.049 (1923936)	VISUS LLC	10045546	24,674	-
Mathematical and Physical Sciences	47 (VARIOUS)	109 THERAPEUTICS	10058055	105,628	-
National Science Foundation	47 (10018547)	COMPUTING RESEARCH ASSOCIATION	2021CIF-UTAH-28	220,465	-
National Science Foundation	47 (10045546)	ASTROPHYSICAL RESEARCH CONSORTIUM	5SP52	4,313	-
National Science Foundation	47 (10058055)	University of Cincinnati	Various	100,832	-
National Science Foundation	47 (2021CIF-UTAH-28)	UNIVERSITY OF NEVADA LAS VEGAS	7141560C /GR06613	8,482	-
National Science Foundation	47 (5SP52)	VEGAS	7141560C /GR06613	91,137	-
Office of Integrative Activities	47.083 (Various)	MONTANA TECH	5B28089-A	217,712	-
Office of International Science and Engineering	47.079 (1559391)	UNIVERSITY OF NEVADA LAS VEGAS	7141560C /GR06613	9,278	-
Office of International Science and Engineering	47.079 (7141560C /GR06613)	VEGAS	7141560C /GR06613	(108)	-
Polar Programs	47.078 (5B28089-A)	MONTANA TECH	5B28089-A	61,373	-
Polar Programs	47.078 (Various)	UNIVERSITY OF NEBRASKA	2102004Z1	84,867	-
Polar Programs	47.078 (2113641)	OMAHA	45-0108-1002-201	439,971	-
Social, Behavioral, and Economic Sciences	47.075 (VARIOUS)	ARIZONA STATE UNIVERSITY	ASUB0000761	121,509	-
Social, Behavioral, and Economic Sciences	47.075 (5118148)	UNIVERSITY OF CALIFORNIA RIVERSIDE	S-001006	769,662	20,498
Social, Behavioral, and Economic Sciences	47.075 (2102004Z1)	MICHIGAN TECHNOLOGICAL UNIVERSITY	2102004Z1	30,109	-
Social, Behavioral, and Economic Sciences	47.075 (45-0108-1002-201)	UNIVERSITY OF NEBRASKA	45-0108-1002-201	16,164	-
Social, Behavioral, and Economic Sciences	47.075 (ASUB0000761)	ARIZONA STATE UNIVERSITY	ASUB0000761	20,475	-
Social, Behavioral, and Economic Sciences	47.075 (S-001006)	UNIVERSITY OF CALIFORNIA RIVERSIDE	S-001006	49,350	-
Social, Behavioral, and Economic Sciences	47.075 (SUBAWARD NO. 4101-81928)	Purdue University	SUBAWARD NO. 4101-81928	76,987	-
Social, Behavioral, and Economic Sciences	47.075 (SUBAWARD NO. 4101-81928)	Purdue University	SUBAWARD NO. 4101-81928	15,750	-

*Award number provided either when ALN is incomplete or not available or in association with Research and Development awards, as required

State of Utah
Schedule of Expenditures of Federal Awards
For the Year Ended June 30, 2022

Federal Agency/Program or Cluster	ALN Number (Award Number)*	Pass-Through Entity	Pass-Through Identification Number	Directly Expended	Provided to Subrecipients
Social, Behavioral, and Economic Sciences	47.075 (SUBAWD002261)	University Corporation for Atmospheric Research (UCAR)	SUBAWD002261	(36) 64,473,577	10,044,443
Total National Science Foundation					
Securities and Exchange Commission	58 (IPAVANEPPS)			73,308	-
Securities and Exchange Commission SEC				73,308	-
Total Securities and Exchange Commission					
Department of Veterans Affairs	64 (VARIOUS)			83,801	-
Department of Veterans Affairs					
VA Assistance to United States Paralympic Integrated Adaptive Sports Program	64.034 (SPORTS-19-054)			18,465	-
Total Department of Veterans Affairs				102,266	-
Environmental Protection Agency					
Environmental Protection Agency	66 (PO UTAH-20-001)	PEGASUS TECHNICAL SERVICES INC	PO UTAH-20-001	59,610	-
Life-Cycle Analysis to Support Costeffective Enhanced Aquifer Recharge	66.509 (2022-1627)	UNIVERSITY OF CALIFORNIA IRVINE	2022-1627	742	-
Office of Research and Development Consolidated Research/Training/Fellowships	66.511 (83586601)			(3,755)	-
P3 Award: National Student Design Competition for Sustainability	66.516 (84016901)			9,897	-
Regional Wetland Program Development Grants	66.461 (95810500)			34,236	-
Superfund Technical Assistance Grants (TAG) for Community Groups at National Priority List (NPL) Sites	66.806 (NONE)	FRIENDS OF GREAT SALT LAKE	NONE	31	-
Total Environmental Protection Agency				100,761	-
Nuclear Regulatory Commission					
U.S. Nuclear Regulatory Commission Scholarship and Fellowship Program	77.008 (Various)			158,118	-
Total Nuclear Regulatory Commission				158,118	-
Department of Energy					
Advanced Research Projects Agency - Energy	81.135 (VARIOUS)			1,874,635	383,866
Advanced Research Projects Agency - Energy	81.135 (118115448)	University of California at San Diego	118115448	142,696	-
Conservation Research and Development	81.086 (DE-EE0009213)			194,424	71,766
Conservation Research and Development	81.086 (None Provided)	ABB, Inc.	None Provided	97,440	-
Conservation Research and Development	81.086 (127120076)	Kenworth Truck Company	127120076	338,812	-
Conservation Research and Development	81.086 (Various)	Pacificcorp	Various	794,051	488,422
Conservation Research and Development	81.086 (P315880)	PARC, Inc.	P315880	93,319	-
Conservation Research and Development	81.086 (None Provided)	Dream Team Co, LLC	None Provided	151,431	-
Conservation Research and Development	81.086 (429399-19138)	Virgina Tech Polytechnic Institute and State University	429399-19138	87,555	-
Department of Energy	81 (4000174383)	DOE UT-BATTELLE LLC	4000174383	298,908	-
Department of Energy	81 (VARIOUS)			5,051,901	121,451
Department of Energy	81 (10057737)	INNOSENSE LLC	10057737	79,168	-
Department of Energy	81 (10049682-BIOLOGICALLY INSPIRED AMMONIA)	10049682-BIOLOGICALLY INSPIRED			
Department of Energy	81 (203387-740)	FULCRUM BIOSCIENCES UTAH STATE UNIVERSITY	AMMONIA 203387-740	4,824	-
Department of Energy	81 (2104-1362-00-B PO#:000016059)	UNIVERSITY OF SOUTH FLORIDA PARTICLE FLUX ANALYTICS	2104-1362-00-B PO#:000016059	2,004	-
Department of Energy	81 (NONE)		NONE	21,570	-

*Award number provided either when ALN is incomplete or not available or in association with Research and Development awards, as required

State of Utah
 Schedule of Expenditures of Federal Awards
 For the Year Ended June 30, 2022

Federal Agency/Program or Cluster	ALN Number (Award Number)*	Pass-Through Entity	Pass-Through Identification Number	Directly Expended	Provided to Subrecipients
Department of Energy	81 (VARIOUS)	OAK RIDGE ASSOCIATED UNIVERSITIES	VARIOUS	79,836	-
Department of Energy	81 (VARIOUS)	REACTION ENGINEERING INTL	VARIOUS	217,218	-
Department of Energy	81 (VARIOUS)	RNET TECHNOLOGIES INC	VARIOUS	9,708	-
Department of Energy	81 (VARIOUS)	SUSTAINABLE MANUFACTURING INNOV ALLNCE	VARIOUS	66,873	-
Department of Energy	81 (VARIOUS)	VISUS LLC	VARIOUS	278,303	-
Department of Energy	81 (8F-30118)	Argonne Laboratory	8F-30118	27,386	-
Department of Energy	81 (131568)	Fluor Marine Propulsion, LLC	131568	42,764	-
Department of Energy	81 (None Provided)	Wireless Advanced Vehicle Electrification, Inc.	None Provided	(37,163)	-
Department of Energy	81 (REQUISITION 0000507081)			1,636	-
Department of Energy	81 (260867)	Battelle Energy Alliance, LLC	260867	14,208	-
Department of Energy	81 (XFC-8-70330-01)			76,226	-
Department of Energy	81 (PO B647862 / DE-AC52- 07NA27344)	Lawrence Livermore National Laboratory	PO B647862 / DE-AC52- 07NA27344	16,006	-
Fossil Energy Research and Development	81.089 (VARIOUS)			2,989,436	1,476,033
Fossil Energy Research and Development	81.089 (1005027-UTAH)	UNIVERSITY OF WYOMING	1005027-UTAH	25,553	-
Fossil Energy Research and Development	81.089 (3200003079-20-155 PO- 7800005316)	UNIVERSITY OF KENTUCKY	3200003079-20-155 PO- 7800005316	238,495	-
Fossil Energy Research and Development	81.089 (S000662-DOE)	PENNSYLVANIA STATE UNIVERSITY	S000662-DOE	116,980	-
Fossil Energy Research and Development	81.089 (VARIOUS)	NEW MEXICO INSTITUTE OF MINING & TECH	VARIOUS	973,327	96,671
Fossil Energy Research and Development	81.089 (VARIOUS)	REACTION ENGINEERING INTL	VARIOUS	13,439	-
Nuclear Energy Research, Development and Demonstration	81.121 (VARIOUS)			1,351,784	558,680
Nuclear Energy Research, Development and Demonstration	81.121 (1557174 PO#1001094525)	UNIVERSITY OF COLORADO AT BOULDER	1557174 PO#1001094525	60,991	-
Nuclear Energy Research, Development and Demonstration	81.121 (18-023)	UNIVERSITY OF NEW HAMPSHIRE	18-023	33,395	-
Nuclear Energy Research, Development and Demonstration	81.121 (20-0549)	BRIGHAM YOUNG UNIVERSITY	20-0549	80,397	-
Nuclear Energy Research, Development and Demonstration	81.121 (G0199A-A)	OREGON STATE UNIVERSITY	G0199A-A	87,922	-
Nuclear Energy Research, Development and Demonstration	81.121 (GR125250-10000005837)	OHIO STATE UNIVERSITY RESEARCH FNDTN	GR125250-10000005837	22,194	-
Nuclear Energy Research, Development and Demonstration	81.121 (UA4755-855933)	UNIVERSITY OF IDAHO	UA4755-855933	22,748	-
Office of Science Financial Assistance Program	81.049 (VARIOUS)			6,574,342	908,243
Office of Science Financial Assistance Program	81.049 (131471967)	SOUTHERN CALIFORNIA EARTHQUAKE CENTER	131471967	29,348	-
Office of Science Financial Assistance Program	81.049 (0965 G ZA111)	UNIVERSITY OF CALIFORNIA LOS ANGELES	0965 G ZA111	59,224	-
Office of Science Financial Assistance Program	81.049 (134124-G003970)	WASHINGTON STATE UNIVERSITY	134124-G003970	(913)	-
Office of Science Financial Assistance Program	81.049 (14000524-014)	PURDUE UNIVERSITY	14000524-014	24,925	-
Office of Science Financial Assistance Program	81.049 (417664G/UR FAO GR511022)	UNIVERSITY OF ROCHESTER	417664G/UR FAO GR511022	144,177	-
Office of Science Financial Assistance Program	81.049 (695K656)	UNIVERSITY OF WISCONSIN- MADISON	695K656	(125)	-
Office of Science Financial Assistance Program	81.049 (AWARD # DESCO02054)	VISUS LLC	AWARD # DESCO02054	(768)	-
Office of Science Financial Assistance Program	81.049 (None Provided)	Life-E, LLC	None Provided	(176)	-
Office of Science Financial Assistance Program	81.049 (201603457-06)	Regents of the University of California at Riverside	201603457-06	143,212	-
Office of Science Financial Assistance Program	81.049 (EY5013-755988)	University of Idaho	EY5013-755988	65,535	-

*Award number provided either when ALN is incomplete or in association with Research and Development awards, as required

State of Utah
Schedule of Expenditures of Federal Awards
For the Year Ended June 30, 2022

Federal Agency/Program or Cluster	ALN Number (Award Number)*	Pass-Through Entity	Pass-Through Identification Number	Directly Expended	Provided to Subrecipients
Office of Science Financial Assistance Program	81.049 (134124-G003972)	Washington State University	134124-G003972	30,309	-
Renewable Energy Research and Development	81.087 (VARIOUS)			23,567,896	6,357,837
Renewable Energy Research and Development	81.087 (100054 (205CAL628))	PORTLAND STATE UNIVERSITY	100054 (205CAL628)	55,889	-
Renewable Energy Research and Development	81.087 (None Provided)	Percheron Power, LLC	None Provided	17,377	-
Renewable Energy Research and Development	81.087 (429451-19138)	Virgina Tech Polytechnic Institute and State University	429451-19138	11,271	-
Stewardship Science Grant Program	81.112 (17955)	UNIVERSITY OF ILLINOIS AT CHICAGO	17955	48,361	-
Total Department of Energy				46,875,879	10,462,969
Department of Education					
Education Research, Development and Dissemination	84.305A (R305A170111)			314,881	120,774
Research in Special Education	84.324A (FY2019-005)	UNIVERSITY OF KANSAS	FY2019-005	28,176	-
Comprehensive Centers	84.283B (VARIOUS)	WESTED	VARIOUS	251,675	-
Centers for International Business Education Program	84.220 (8921-UTAH PO#0329121)	INDIANA UNIVERSITY	8921-UTAH PO#0329121	475	-
Rehabilitation Long-Term Training	84.129 (H1298190009)			214,010	-
Special Education - Personnel Development to Improve Services and Results for Children with Disabilities	84.325 (H325K190017)			233,770	-
Total Department of Education				1,042,987	120,774
Scholarship Foundations					
NEW CFDA	85 (20-SUBC-440-0000440009)			4,496	-
Total Scholarship Foundations				4,496	-
Department of Health and Human Services					
Discovery and Applied Research for Technological Innovations to Improve Human Health	93.286 (Various)			3,790,950	266,167
Biomedical Research and Research Training	93.859 (1R15GM13285801)			85,457	-
(COVID-19) 21st Century Cures Act - Beau Biden Cancer Moonshot	93.353 (VARIOUS)			76,065	32,295
(COVID-19) Allergy and Infectious Diseases Research	93.855 (1R2JA1158568-01)			173,466	-
(COVID-19) Allergy and Infectious Diseases Research	93.855 (3P50A1150464-1451)			(48,476)	1,439
(COVID-19) Cancer Detection and Diagnosis Research	93.394 (3R01CA206522-0551)			78,947	-
(COVID-19) Department of Health and Human Services	93 (20IPA2014103)			38,023	-
(COVID-19) Department of Health and Human Services	93 (20IPA2014119)			58,590	-
(COVID-19) Department of Health and Human Services	93 (20IPA2014121)			64,744	-
(COVID-19) Department of Health and Human Services	93 (WSU22023)	WAYNE STATE UNIVERSITY	WSU22023	21,989	-
(COVID-19) Department of Health and Human Services	93 (VARIOUS)	ABT ASSOCIATES INC	VARIOUS	5,122,376	-
(COVID-19) Department of Health and Human Services	93 (PI-CD33-PCOR PO 3663)	THE TASK FORCE FOR GLOBAL HEALTH	PI-CD33-PCOR PO 3663	59,135	-
(COVID-19) Department of Health and Human Services	93 (62456451-184638)	Stanford University	62456451-184638	59,529	-
(COVID-19) Department of Health and Human Services	93 (75N93019D00021)			87,744	-
(COVID-19) Grants to Provide Outpatient Early Intervention Services with Respect to HIV Disease	93.918 (1H7CHA37283-01)			(42)	-
(COVID-19) Lung Diseases Research	93.838 (PREG-01-21)	NYU LANGONE MEDICAL CENTER	PREG-01-21	26,572	-
(COVID-19) Lung Diseases Research	93.838 (VARIOUS)	NEW YORK UNIVERSITY	VARIOUS	1,553,450	1,219,896
(COVID-19) Mental and Behavioral Health Education and Training Grants	93.732 (1U3MHP45388-01)			337,821	-
(COVID-19) National Center for Advancing Translational Sciences	93.350 (2004901808)	JOHNS HOPKINS UNIVERSITY	2004901808	63,151	-
(COVID-19) Occupational Safety and Health Program	93.262 (5U19OH012304-02)			275,890	-
(COVID-19) Poison Center Support and Enhancement Grant Program	93.253 (1H4CH537362-01)			(743)	-
(COVID-19) Telehealth Programs	93.211 (1GA5R37461-01)			171,958	78,978

*Award number provided either when ALN is incomplete or not available or in association with Research and Development awards, as required

State of Utah
 Schedule of Expenditures of Federal Awards
 For the Year Ended June 30, 2022

Federal Agency/Program or Cluster	ALN Number (Award Number)*	Pass-Through Entity	Pass-Through Identification Number	Directly Expended	Provided to Subrecipients
(COVID-19) Trans-NIH Research Support	93.310 (VARIOUS)			1,706,159	3,009
21st Century Cures Act - Beau Biden Cancer Moonshot	93.353 (VARIOUS)			5,284,486	2,386,544
21st Century Cures Act - Beau Biden Cancer Moonshot	93.353 (60051626 UTAH)	NORTHWESTERN UNIVERSITY	60051626 UTAH	51,194	-
21st Century Cures Act - Beau Biden Cancer Moonshot	93.353 (VARIOUS)	DANA FARBER CANCER INSTITUTE	VARIOUS	46,826	-
21st Century Cures Act - Precision Medicine Initiative	93.368 (10T20D028414-01)			1,878,626	-
ACL National Institute on Disability, Independent Living, and Rehabilitation Research	93.433 (Various)			699,198	105,730
ACL National Institute on Disability, Independent Living, and Rehabilitation Research	93.433 (A008179302)	University of Minnesota	A008179302	19,816	-
ACL National Institute on Disability, Independent Living, and Rehabilitation Research	93.433 (462)	University of Wisconsin at Madison	462	40,431	-
Advanced Nursing Education Grant Program	93.247 (VARIOUS)			685,167	715
Affordable Care Act (ACA) Public Health Training Centers Program	93.516 (FY19.641.003)	DENVER	FY19.641.003	46,009	-
Aging Research	93.866 (VARIOUS)	UNIVERSITY OF COLORADO AT		8,617,640	453,556
Aging Research	93.866 (1972)	UNIVERSITY OF WISCONSIN- MADISON	1972	5,195	-
Aging Research	93.866 (584610)	UNIVERSITY OF PENNSYLVANIA	584610	86,476	-
Aging Research	93.866 (10052173)	RECURSION PHARMACEUTICALS LLC	10052173	81,822	-
Aging Research	93.866 (16091646)	WEILL CORNELL MEDICINE	16091646	4,534	-
Aging Research	93.866 (93026191)	UNIVERSITY OF SOUTHERN CALIFORNIA	93026191	1,261	-
Aging Research	93.866 (4500004045)	BOSTON UNIVERSITY	4500004045	28,645	-
Aging Research	93.866 (2021-1610)	UNIVERSITY OF CALIFORNIA IRVINE	2021-1610	7,610	-
Aging Research	93.866 (547-100710-550174)	WAKE FOREST UNIVERSITY	547-100710-550174	79,459	-
Aging Research	93.866 (AWD00003000(135313-1))	UNIVERSITY OF PITTSBURGH	AWD00003000(135313-1)	12,796	-
Aging Research	93.866 (F0452-02 PO# iB00446629)	NEW YORK UNIVERSITY	F0452-02 PO# iB00446629	75,513	-
Aging Research	93.866 (GR16280)	UNIVERSITY OF KANSAS	GR16280	186,775	-
Aging Research	93.866 (RC1130188)	MICHIGAN STATE UNIVERSITY	RC1130188	13,018	-
Aging Research	93.866 (SUB202007-0017 GMO 200709)	UNIV OF TEXAS SOUTHWESTERN MEDICAL CTR	SUB202007-0017 GMO 200709	(685)	-
Aging Research	93.866 (UNI-234899)	MAYO CLINIC ROCHESTER	UNI-234899	328,512	-
Aging Research	93.866 (UWSC13072)	UNIVERSITY OF WASHINGTON	UWSC13072	34,244	-
Aging Research	93.866 (WU-20-329)	WASHINGTON UNIVERSITY IN ST LOUIS	WU-20-329	221,977	-
Aging Research	93.866 (VARIOUS)	BRIGHAM YOUNG UNIVERSITY	VARIOUS	27,616	-
Aging Research	93.866 (VARIOUS)	DUKE CLINICAL RESEARCH INSTITUTE	VARIOUS	74,114	-
Aging Research	93.866 (VARIOUS)	DUKE UNIVERSITY	VARIOUS	4,841	-
Aging Research	93.866 (VARIOUS)	UNIVERSITY OF COLORADO AT BOULDER	VARIOUS	169,459	-
Aging Research	93.866 (LP56AG069745-01)			198,431	85,003
Aging Research	93.866 (16-0483)	Brigham Young University	16-0483	(205)	-
Alcohol Research Programs	93.273 (1F31A030209-01)			5,167	-
Alcohol Research Programs	93.273 (VARIOUS)			779,154	10,372
Alcohol Research Programs	93.273 (A00-3115-S001 (MUSC18-025-8C712))	MEDICAL UNIVERSITY OF SOUTH CAROLINA	A00-3115-S001 (MUSC18-025-8C712)	14,672	-
Alcohol Research Programs	93.273 (UWSC9335)	UNIVERSITY OF WASHINGTON	UWSC9335	133,189	-

*Award number provided either when ALN is incomplete or in association with Research and Development awards, as required

State of Utah
Schedule of Expenditures of Federal Awards
For the Year Ended June 30, 2022

Federal Agency/Program or Cluster	ALN Number (Award Number)*	Pass-Through Entity	Pass-Through Identification Number	Directly Expended	Provided to Subrecipients
Alcohol Research Programs	93.273 (VARIOUS)	RHODE ISLAND HOSPITAL	VARIOUS	65,708	-
Alcohol Research Programs	93.273 (1R01AA025331-01A1)			688,964	420,774
Allergy and Infectious Diseases Research	93.855 (VARIOUS)			12,922,350	1,448,008
Allergy and Infectious Diseases Research	93.855 (10035912)	BIOFIRE DIAGNOSTICS INC	10035912	13,869	-
Allergy and Infectious Diseases Research	93.855 (10049369)	GLYCOMIRA LLC	10049369	85,167	-
Allergy and Infectious Diseases Research	93.855 (10050996)	BRIGHAM & WOMENS HOSPITAL	10050996	50,372	-
Allergy and Infectious Diseases Research	93.855 (200441512)	JOHNS HOPKINS UNIVERSITY	200441512	(1)	-
Allergy and Infectious Diseases Research	93.855 (2029800U)	UNIVERSITY OF NOTRE DAME	2029800U	25,100	-
Allergy and Infectious Diseases Research	93.855 (2038233 PTE UM1A104681)	DUKE UNIVERSITY UNIVERSITY OF CALIFORNIA LOS	2038233 PTE UM1A104681	37,019	-
Allergy and Infectious Diseases Research	93.855 (2301GVE795)	ANGELES	2301GVE795	55,521	-
Allergy and Infectious Diseases Research	93.855 (5-54741)	SCRIPPS RESEARCH INSTITUTE	5-54741	12,848	-
Allergy and Infectious Diseases Research	93.855 (A20-1924-5001)	UNIVERSITY OF CALIFORNIA DAVIS	A20-1924-5001	8,574	-
Allergy and Infectious Diseases Research	93.855 (AWD00002491 (134663-3))	UNIVERSITY OF PITTSBURGH	AWD00002491 (134663-3)	3,473	-
Allergy and Infectious Diseases Research	93.855 (R34A1136783-03)	UNIVERSITY OF CALGARY	R34A1136783-03	(56)	-
Allergy and Infectious Diseases Research	93.855 (RGF010603-G)	CHILDREN'S HOSPITAL OF LOS ANGELES	RGF010603-G	89,341	-
Allergy and Infectious Diseases Research	93.855 (UTA20-000824)	UNIVERSITY OF TEXAS AT AUSTIN	UTA20-000824	20,523	-
Allergy and Infectious Diseases Research	93.855 (VUMC61446)	VANDERBILT UNIVERSITY	VUMC61446	3,153	-
Allergy and Infectious Diseases Research	93.855 (VARIOUS)	BOSTON CHILDREN'S HOSPITAL CINCINNATI CHILDRENS HOSPITAL MED CTR	VARIOUS	292,478	-
Allergy and Infectious Diseases Research	93.855 (VARIOUS)	NEW YORK UNIVERSITY	VARIOUS	36,425	-
Allergy and Infectious Diseases Research	93.855 (VARIOUS)	NORTHWESTERN UNIVERSITY	VARIOUS	79,596	-
Allergy and Infectious Diseases Research	93.855 (VARIOUS)	SANFORD-BURNHAM MEDICAL RESEARCH INST	VARIOUS	124,524	-
Allergy and Infectious Diseases Research	93.855 (VARIOUS)	UNIVERSITY OF CALIFORNIA SAN FRANCISCO	VARIOUS	45,953	-
Allergy and Infectious Diseases Research	93.855 (VARIOUS)			14,985	-
Allergy and Infectious Diseases Research	93.855 (31116A)	Albert Einstein College of Medicine	31116A	(38,102)	-
Allergy and Infectious Diseases Research	93.855 (YF-USU-1)	Baruch S. Blumberg Institute	YF-USU-1	59,772	-
Allergy and Infectious Diseases Research	93.855 (SUBAGREEMENT NO. 100)	Kineta, Inc.	SUBAGREEMENT NO. 100	99,204	-
Allergy and Infectious Diseases Research	93.855 (M2101992)	Texas AandM University	M2101992	213,273	-
Allergy and Infectious Diseases Research	93.855 (2020-1427)	University of California at Irvine	2020-1427	50,120	-
Allergy and Infectious Diseases Research	93.855 (PG21-61193-01)	University of Montana	PG21-61193-01	142,723	-
Allergy and Infectious Diseases Research	93.855 (580162)	University of Pennsylvania	580162	120,185	-
Allergy and Infectious Diseases Research	93.855 (STTR18042019)	Sab Capra, LLC	STTR18042019	56,213	-
Allergy and Infectious Diseases Research	93.855 (21F162-01)	Texas Tech University	21F162-01	111,104	-
Allergy and Infectious Diseases Research	93.855 (PG20-61120-01)	University of Montana	PG20-61120-01	(343)	-
Area Health Education Centers Point of Service Maintenance and Enhancement Awards	93.107 (VARIOUS)			437,923	309,323
Arthritis, Musculoskeletal and Skin Diseases Research	93.846 (VARIOUS)			2,619,020	276,945
Arthritis, Musculoskeletal and Skin Diseases Research	93.846 (1)	HOSPITAL FOR SPECIAL SURGERY	1	28,488	-
Arthritis, Musculoskeletal and Skin Diseases Research	93.846 (90086)	HEBREW REHABILITATION CENTER	90086	6,013	-

*Award number provided either when ALN is incomplete or not available or in association with Research and Development awards, as required

State of Utah
 Schedule of Expenditures of Federal Awards
 For the Year Ended June 30, 2022

Federal Agency/Program or Cluster	ALN Number (Award Number)*	Pass-Through Entity	Pass-Through Identification Number	Directly Expended	Provided to Subrecipients
Arthritis, Musculoskeletal and Skin Diseases Research	93.846 (1(GG013049-01))	COLUMBIA UNIVERSITY	1(GG013049-01)	67,714	-
Arthritis, Musculoskeletal and Skin Diseases Research	93.846 (VARIOUS)	UNIVERSITY OF PENNSYLVANIA	VARIOUS	4,296	-
Arthritis, Musculoskeletal and Skin Diseases Research	93.846 (VARIOUS)	JOHNS HOPKINS UNIVERSITY	VARIOUS	58,109	-
Arthritis, Musculoskeletal and Skin Diseases Research	93.846 (VARIOUS)	UNIVERSITY OF OREGON	VARIOUS	15,073	-
Biomedical Advanced Res and Dev Authority (BARDA), Biodefense Medical Countermeasure Development	93.360 (144 (SA-D401-02))	DUKE CLINICAL RESEARCH INSTITUTE	144 (SA-D401-02)	52,340	-
Biomedical Research and Research Training	93.859 (VARIOUS)			29,565,282	3,924,037
Biomedical Research and Research Training	93.859 (10052353)	SENTIOMED INC	10052353	(851)	-
Biomedical Research and Research Training	93.859 (10063463)	REBEL MEDICINE INC	10063463	89,201	-
Biomedical Research and Research Training	93.859 (20-0292A-RPHR76)	IDAHO STATE UNIVERSITY	20-0292A-RPHR76	114,964	-
Biomedical Research and Research Training	93.859 (204-NH-1C 5561)	ELECTRONIC BIOSCIENCE INC	204-NH-1C 5561	17,471	-
Biomedical Research and Research Training	93.859 (A337186)	EMORY UNIVERSITY	A337186	77,996	-
Biomedical Research and Research Training	93.859 (F300738-1 REF#2850)	UNIVERSITY OF MARYLAND	F300738-1 REF#2850	(83)	-
Biomedical Research and Research Training	93.859 (GB10857.P0#2357173)	UNIVERSITY OF VIRGINIA	GB10857.P0#2357173	22,871	-
Biomedical Research and Research Training	93.859 (UWSC13025)	UNIVERSITY OF WASHINGTON	UWSC13025	30,249	-
Biomedical Research and Research Training	93.859 (VARIOUS)	UNIVERSITY OF PITTSBURGH	VARIOUS	42,380	-
Biomedical Research and Research Training	93.859 (R01GM117311)			(108)	-
Birth Defects and Developmental Disabilities - Prevention and Surveillance	93.073 (VARIOUS)			393,438	-
Blood Diseases and Resources Research	93.839 (VARIOUS)			3,689,704	1,74,990
Blood Diseases and Resources Research	93.839 (CNVA00057723 (130653-5))	UNIVERSITY OF PITTSBURGH	CNVA00057723 (130653-5)	25,142	-
Blood Diseases and Resources Research	93.839 (GENFD0002152357)	BOSTON CHILDREN'S HOSPITAL	GENFD0002152357	8,615	-
Blood Diseases and Resources Research	93.839 (GENFD0002153107)	HARVARD UNIVERSITY	GENFD0002153107	5,788	-
Blood Diseases and Resources Research	93.839 (WU-20-376)	WASHINGTON UNIVERSITY IN ST LOUIS	WU-20-376	100,618	-
Blood Diseases and Resources Research	93.839 (VARIOUS)	CLEVELAND CLINIC FOUNDATION	VARIOUS	36,130	-
Blood Diseases and Resources Research	93.839 (VARIOUS)	MEDICAL COLLEGE OF WISCONSIN	VARIOUS	73,852	-
Blood Diseases and Resources Research	93.839 (VARIOUS)	UNIVERSITY OF IOWA	VARIOUS	139,994	-
Cancer Biology Research	93.396 (VARIOUS)			3,669,842	61,024
Cancer Biology Research	93.396 (1)	INTERMOUNTAIN HEALTHCARE CINCINNATI CHILDRENS HOSPITAL	1	551	-
Cancer Biology Research	93.396 (311289)	MED CTR	311289	208,939	-
Cancer Biology Research	93.396 (576726)	UNIVERSITY OF PENNSYLVANIA	576726	(2,379)	-
Cancer Biology Research	93.396 (1001447_UTAH)	VERSTI BLOOD CENTER OF WISCONSIN	1001447_UTAH	7,956	-
Cancer Biology Research	93.396 (BD525426)	MEMORIAL SLOAN-KETTERING CANCER CTR	BD525426	9,740	-
Cancer Biology Research	93.396 (FY22.1124.001)	UNIVERSITY OF COLORADO AT BOULDER	FY22.1124.001	118,403	-
Cancer Biology Research	93.396 (PO#3001052861 SUB00003640)	MD ANDERSON CANCER CENTER	PO#3001052861 SUB00003640	6,833	-
Cancer Biology Research	93.396 (218-NH-1C 5463)	ELECTRONIC BIOSCIENCE INC	218-NH-1C 5463	15,434	-
Cancer Cause and Prevention Research	93.393 (VARIOUS)			8,529,405	3,285,454
Cancer Cause and Prevention Research	93.393 (7000001336)	BAYLOR COLLEGE OF MEDICINE	7000001336	12,195	-
Cancer Cause and Prevention Research	93.393 (102466-00001 / NIH034)	TUFTS UNIVERSITY	102466-00001 / NIH034	(2,167)	-
Cancer Cause and Prevention Research	93.393 (11000720-012 (4102-81790))	PURDUE UNIVERSITY	11000720-012 (4102-81790)	3,181	-
Cancer Cause and Prevention Research	93.393 (1557 G 2A332 PTE-441356 RI 29590)	UNIVERSITY OF CALIFORNIA LOS ANGELES	1557 G 2A332 PTE-441356 RI 29590	98,018	-

*Award number provided either when ALN is incomplete or not available or in association with Research and Development awards, as required

State of Utah
Schedule of Expenditures of Federal Awards
For the Year Ended June 30, 2022

Federal Agency/Program or Cluster	ALN Number (Award Number)*	Pass-Through Entity	Pass-Through Identification Number	Directly Expended	Provided to Subrecipients
Cancer Cause and Prevention Research	93.393 (34-5250-2028-001)	UNIVERSITY OF NEBRASKA MEDICAL CENTER	34-5250-2028-001	12,699	-
Cancer Cause and Prevention Research	93.393 (3RCQ4)	UNIVERSITY OF NEW MEXICO UNIVERSITY OF CALIFORNIA SAN DIEGO	3RCQ4 92275293 S9001779	180 (4,489)	-
Cancer Cause and Prevention Research	93.393 (A18-0177-5018)	UNIVERSITY OF CALIFORNIA DAVIS	A18-0177-5018	52,018	-
Cancer Cause and Prevention Research	93.393 (AWD00000583 SUB00000248)	UNIVERSITY OF VERMONT	AWD00000583 SUB00000248	23,869	-
Cancer Cause and Prevention Research	93.393 (R1245386)	RESEARCH FOUNDATION OF SUNY	R1245386	(4,097)	-
Cancer Cause and Prevention Research	93.393 (RNG211062-UU-01)	KAISER PERMANENTE	RNG211062-UU-01	114,857	-
Cancer Cause and Prevention Research	93.393 (RS20160790-05)	UNIVERSITY OF OKLAHOMA	RS20160790-05	(33)	-
Cancer Cause and Prevention Research	93.393 (SP00013766-01)	GEORGIA STATE UNIVERSITY	SP00013766-01	12,121	-
Cancer Cause and Prevention Research	93.393 (SUB#835528)	FRED HUTCHINSON CANCER RESEARCH CENTER	SUB#835528	(558)	-
Cancer Cause and Prevention Research	93.393 (UWSC12962)	UNIVERSITY OF WASHINGTON VANDERBILT UNIVERSITY MEDICAL CENTER	UWSC12962	58,745	-
Cancer Cause and Prevention Research	93.393 (VUMC73753)	VUMC73753	VUMC73753	25,484	-
Cancer Cause and Prevention Research	93.393 (VARIOUS)	COLUMBIA UNIVERSITY	VARIOUS	183,132	-
Cancer Cause and Prevention Research	93.393 (VARIOUS)	DARTMOUTH COLLEGE	VARIOUS	54,144	-
Cancer Cause and Prevention Research	93.393 (VARIOUS)	EMORY UNIVERSITY	VARIOUS	27,088	-
Cancer Cause and Prevention Research	93.393 (VARIOUS)	MAYO CLINIC ROCHESTER	VARIOUS	21,280	-
Cancer Cause and Prevention Research	93.393 (VARIOUS)	MEMORIAL SLOAN-KETTERING CANCER CTR	VARIOUS	7,648	-
Cancer Cause and Prevention Research	93.393 (VARIOUS)	NORTHWESTERN UNIVERSITY	VARIOUS	34,238	-
Cancer Cause and Prevention Research	93.393 (VARIOUS)	WESTAT	VARIOUS	3,052	-
Cancer Cause and Prevention Research	93.393 (D007018701)	University of Minnesota	D007018701	10,256	-
Cancer Centers Support Grants	93.397 (VARIOUS)	FRED HUTCHINSON CANCER RESEARCH CENTER	1045851	5,100,425	8,515
Cancer Centers Support Grants	93.397 (1045851)	CITY OF HOPE NATIONAL MEDICAL CENTER	1045851	2,164	-
Cancer Centers Support Grants	93.397 (10047645)	ARIZONA STATE UNIVERSITY CHILDRENS HOSPITAL	10047645	211,836	-
Cancer Centers Support Grants	93.397 (ASUB00000013)	ARIZONA STATE UNIVERSITY PHILADELPHIA	ASUB00000013	175,432	-
Cancer Control	93.399 (PO 20234145)	PHILADELPHIA	PO 20234145	15,508	-
Cancer Detection and Diagnosis Research	93.394 (VARIOUS)	MD ANDERSON CANCER CENTER	4322	3,265,240	135,865
Cancer Detection and Diagnosis Research	93.394 (4322)	UNIVERSITY OF ILLINOIS URBANA- CHAMPAIGN	4322	54,332	-
Cancer Detection and Diagnosis Research	93.394 (091514-17902)	MOFFITT CANCER CENTER	091514-17902	56,818	-
Cancer Detection and Diagnosis Research	93.394 (10-20664-99-01-G2)	BAYLOR COLLEGE OF MEDICINE	10-20664-99-01-G2	54,142	-
Cancer Detection and Diagnosis Research	93.394 (7000000941 7R01CA211892)	BAYLOR COLLEGE OF MEDICINE	7000000941 (7R01CA211892)	57,632	-
Cancer Prevention and Control Programs for State, Territorial and Tribal Organizations	93.898 (5NU58DP006320-05)				
Cancer Research Manpower	93.398 (VARIOUS)			466,072	-
Cancer Treatment Research	93.395 (VARIOUS)	BIOMIMETIX JV LLC	62660	2,684,840	8,446
Cancer Treatment Research	93.395 (62660)	PROTEGENOMICS RESH INST FOR SYS MED	62660	3,637,061	12,707
Cancer Treatment Research	93.395 (745001)	VETERANS MEDICAL RESEARCH FOUNDATION	745001	61,495	-
Cancer Treatment Research	93.395 (095600004-325062)	VETERANS MEDICAL RESEARCH FOUNDATION	095600004-325062	160,500	-
Cancer Treatment Research	93.395 (095600004-325062)			7,899	-

*Award number provided either when ALN is incomplete or not available or in association with Research and Development awards, as required

State of Utah
Schedule of Expenditures of Federal Awards
For the Year Ended June 30, 2022

Federal Agency/Program or Cluster	ALN Number (Award Number)*	Pass-Through Entity	Pass-Through Identification Number	Directly Expended	Provided to Subrecipients
Cancer Treatment Research	93.395 (10-21462-99-01-G1)	MOFFITT CANCER CENTER	10-21462-99-01-G1	74,296	-
Cancer Treatment Research	93.395 (53261.2003487.669304)	BECKMAN RESH INST OF CITY OF HOPE	53261.2003487.669304	21,997	-
Cancer Treatment Research	93.395 (60075822.P0#60046347)	OHIO STATE UNIVERSITY RESEARCH FNDTN	60075822.P0#60046347	305,537	-
Cancer Treatment Research	93.395 (AWD00000526)	UNIVERSITY OF VERMONT NRG ONCOLOGY	AWD00000526.SUB00000230.NRG-GAFFNEY-GY8	202,280	-
Cancer Treatment Research	93.395 (PO# 02838 SUB# AR03223)	PUBLIC HEALTH INSTITUTE	PO# 02838 SUB# AR03223	39,163	-
Cancer Treatment Research	93.395 (R01 CA221197.P0# 7000000513)	BAYLOR COLLEGE OF MEDICINE	R01 CA221197.P0# 7000000513	34,846	-
Cancer Treatment Research	93.395 (SUBK00012739(SUBK00008225))	UNIVERSITY OF MICHIGAN	SUBK00012739(SUBK00008225)	385,452	-
Cancer Treatment Research	93.395 (U10CA180820-06-UTAH1C)	ECOG-ACRIN MEDICAL RESEARCH FDTN	U10CA180820-06-UTAH1C	4,378	-
Cancer Treatment Research	93.395 (WU-21-181 / PO # 2940439K)	WASHINGTON UNIVERSITY IN ST LOUIS	WU-21-181 / PO # 2940439K	284,165	-
Cancer Treatment Research	93.395 (VARIOUS)	CHILDRENS HOSPITAL PHILADELPHIA	VARIOUS	130,271	-
Cancer Treatment Research	93.395 (VARIOUS)	MEDICAL COLLEGE OF WISCONSIN	VARIOUS	(258)	-
Cancer Treatment Research	93.395 (VARIOUS)	OREGON HEALTH & SCIENCE UNIVERSITY	VARIOUS	44,122	-
Cardiovascular Diseases Research	93.837 (VARIOUS)	DREXEL UNIVERSITY	900181	13,667,228	743,839
Cardiovascular Diseases Research	93.837 (1060872)	BETH ISRAEL DEACONESS MEDICAL CENTER	1060872	76,215	-
Cardiovascular Diseases Research	93.837 (10051191)	MICROSURGICAL INNOVATIONS	10051191	157,481	-
Cardiovascular Diseases Research	93.837 (0255-A344-4605)	ICAHN SCHOOL OF MEDICINE AT MOUNT SINAI	0255-A344-4605	67	-
Cardiovascular Diseases Research	93.837 (171-NH-1C 5187)	ELECTRONIC BIOSCIENCE INC	171-NH-1C 5187	(272)	-
Cardiovascular Diseases Research	93.837 (20162680-03)	UNIVERSITY OF CALIFORNIA DAVIS	20162680-03	(90,650)	-
Cardiovascular Diseases Research	93.837 (265032-UTAH)	TEMPLE UNIVERSITY	265032-UTAH	103,126	-
Cardiovascular Diseases Research	93.837 (GENFD0001888518)	BOSTON CHILDREN'S HOSPITAL	GENFD0001888518	54,766	-
Cardiovascular Diseases Research	93.837 (N006187431 (N006187407))	UNIVERSITY OF MINNESOTA	N006187431 (N006187407)	1,020	-
Cardiovascular Diseases Research	93.837 (R01-HL125918)	YALE UNIVERSITY	R01-HL125918	2,414	-
Cardiovascular Diseases Research	93.837 (SITE #LF700)	DUKE UNIVERSITY	SITE #LF700	8,317	-
Cardiovascular Diseases Research	93.837 (VARIOUS)	RTI INTERNATIONAL	VARIOUS	(1,118)	-
Cardiovascular Diseases Research	93.837 (VARIOUS)	HEALTHCORE	VARIOUS	10,698	-
Cardiovascular Diseases Research	93.837 (VARIOUS)	NEW ENGLAND RESEARCH INSTITUTES	VARIOUS	43,233	2,844
Cardiovascular Diseases Research	93.837 (VARIOUS)	ANN & ROBERT H LURIE CHILDRENS HOSP CHICG	VARIOUS	11,441	-
Cardiovascular Diseases Research	93.837 (VARIOUS)	CHILDRENS HOSPITAL PHILADELPHIA	VARIOUS	277,294	-
Cardiovascular Diseases Research	93.837 (VARIOUS)	CINCINNATI CHILDRENS HOSPITAL MED CTR	VARIOUS	1,907	-
Cardiovascular Diseases Research	93.837 (VARIOUS)	COLUMBIA UNIVERSITY	VARIOUS	224,169	-

*Award number provided either when ALN is incomplete or not available or in association with Research and Development awards, as required

State of Utah
Schedule of Expenditures of Federal Awards
For the Year Ended June 30, 2022

Federal Agency/Program or Cluster	ALN Number (Award Number)*	Pass-Through Entity	Pass-Through Identification Number	Directly Expended	Provided to Subrecipients
Cardiovascular Diseases Research	93.837 (VARIOUS)	NATIONAL JEWISH HEALTH	VARIOUS	21,580	-
Cardiovascular Diseases Research	93.837 (VARIOUS)	NEW ENGLAND RESEARCH INC	VARIOUS	(672)	2,147
Cardiovascular Diseases Research	93.837 (VARIOUS)	OHIO STATE UNIVERSITY RESEARCH FNDR	VARIOUS	11,351	-
Cardiovascular Diseases Research	93.837 (VARIOUS)	UNIV OF NORTH CAROLINA AT CHAPEL HILL	VARIOUS	100,972	-
Cardiovascular Diseases Research	93.837 (VARIOUS)	UNIVERSITY OF ALABAMA	VARIOUS	92,133	-
Cardiovascular Diseases Research	93.837 (VARIOUS)	UNIVERSITY OF ALABAMA AT BIRMINGHAM	VARIOUS	246,048	-
Cardiovascular Diseases Research	93.837 (VARIOUS)	UNIVERSITY OF CALIFORNIA SAN FRANCISCO	VARIOUS	242,428	-
Cardiovascular Diseases Research	93.837 (VARIOUS)	UNIVERSITY OF PITTSBURGH	VARIOUS	22,211	-
Cardiovascular Diseases Research	93.837 (VARIOUS)	VIRGINIA POLYTECHNIC INSTITUTE & ST UNIV	VARIOUS	160,445	-
Cardiovascular Diseases Research	93.837 (VARIOUS)	YALE UNIVERSITY SCHOOL OF MEDICINE	VARIOUS	128,697	-
Centers for Disease Control and Prevention_ Investigations and Technical Assistance	93.283 (VARIOUS)			649,984	550,019
Centers for Disease Control and Prevention_ Investigations and Technical Assistance	93.283 (VARIOUS)	THE TASK FORCE FOR GLOBAL HEALTH	VARIOUS	295,811	-
Child Health and Human Development Extramural Research	93.865 (VARIOUS)	MAGEE-WOMENS RESH INST & FDTN	1423	(32,775)	-
Child Health and Human Development Extramural Research	93.865 (127355UB)	MASSACHUSETTS GENERAL HOSPITAL	239085	18,628	-
Child Health and Human Development Extramural Research	93.865 (202531-658)	ADVANCED CONCEPTIONS INC	10055192	62,434	-
Child Health and Human Development Extramural Research	93.865 (20-A1-00-1002855)	UNIVERSITY OF ALABAMA AT BIRMINGHAM	000523794-SC006	7,250	-
Child Health and Human Development Extramural Research	93.865 (30004942-11)	SEATTLE CHILDREN'S RESEARCH INSTITUTE	127355UB	17,496	-
Child Health and Human Development Extramural Research	93.865 (20-A1-00-1002855)	UTAH STATE UNIVERSITY	202531-658	196,130	-
Child Health and Human Development Extramural Research	93.865 (30004942-11)	NEW YORK UNIVERSITY CHILDREN'S NATIONAL MEDICAL CENTER	20-A1-00-1002855	8,468	-
Child Health and Human Development Extramural Research	93.865 (700171-0720-00)	RESH INST AT NATIONWIDE CHLDNS HOSP	700171-0720-00	41,214	-
Child Health and Human Development Extramural Research	93.865 (789K740)	MILWAUKEE ANN & ROBERT H LURIE CHLDNS	789K740	141,920	-
Child Health and Human Development Extramural Research	93.865 (9011615-UNIVERSITY OF UTAH)	HOSP CHICG	9011615-UNIVERSITY OF UTAH	5,494	-
Child Health and Human Development Extramural Research	93.865 (A20-0268-5004)	UNIVERSITY OF CALIFORNIA DAVIS	A20-0268-5004	14,703	-
Child Health and Human Development Extramural Research	93.865 (A574512)	EMORY UNIVERSITY	A574512	39,969	-
Child Health and Human Development Extramural Research	93.865 (AWD00003188(417136-3))	UNIVERSITY OF PITTSBURGH	AWD00003188(417136-3)	6,794	-
Child Health and Human Development Extramural Research	93.865 (FY20.812.003 2-5-A9096 PO# 1001346689)	UNIVERSITY OF COLORADO AT DENVER	FY20.812.003 2-5-A9096 PO# 1001346689	88,646	-
Child Health and Human Development Extramural Research	93.865 (GB 10584.P0 #2150591)	UNIVERSITY OF VIRGINIA	GB 10584.P0 #2150591	26,507	-
Child Health and Human Development Extramural Research	93.865 (GENFD0001754387)	BOSTON CHILDREN'S HOSPITAL	GENFD0001754387	13,661	-
Child Health and Human Development Extramural Research	93.865 (OSP2018139)	UNIVERSITY OF MASSACHUSETTS CHILDRENS HOSPITAL	OSP2018139	222,864	-
Child Health and Human Development Extramural Research	93.865 (PO 20228096 / GRT- 00000762)	PHILADELPHIA	PO 20228096 / GRT-00000762	74,203	-

*Award number provided either when ALN is incomplete or not available or in association with Research and Development awards, as required

State of Utah
 Schedule of Expenditures of Federal Awards
 For the Year Ended June 30, 2022

Federal Agency/Program or Cluster	ALN Number (Award Number)*	Pass-Through Entity	Pass-Through Identification Number	Directly Expended	Provided to Subrecipients
Child Health and Human Development Extramural Research	93.865 (TULHSC4671314)	TULANE UNIVERSITY	TULHSC4671314	(13,443)	-
Child Health and Human Development Extramural Research	93.865 (VARIOUS)	GEORGE WASHINGTON UNIVERSITY	VARIOUS	643,656	128,872
Child Health and Human Development Extramural Research	93.865 (VARIOUS)	MEDICAL COLLEGE OF WISCONSIN	VARIOUS	110,057	-
Child Health and Human Development Extramural Research	93.865 (VARIOUS)	NORTHWESTERN UNIVERSITY	VARIOUS	462,603	-
Child Health and Human Development Extramural Research	93.865 (VARIOUS)	OREGON HEALTH & SCIENCE UNIVERSITY	VARIOUS	195,636	-
Child Health and Human Development Extramural Research	93.865 (VARIOUS)	RTI INTERNATIONAL	VARIOUS	611,669	70,987
Child Health and Human Development Extramural Research	93.865 (VARIOUS)	SHARP HEALTHCARE FOUNDATION UNIVERSITY OF CALIFORNIA SAN DIEGO	VARIOUS	104,262	-
Child Health and Human Development Extramural Research	93.865 (VARIOUS)	UNIVERSITY OF MICHIGAN	VARIOUS	109,695	-
Child Health and Human Development Extramural Research	93.865 (11000764-046)	Purdue University	11000764-046	27,014	-
Child Health and Human Development Extramural Research	93.865 (800009636-06UG/000188)	Florida International University Board of Trustees	800009636-06UG/000188	4,968	-
Child Health and Human Development Extramural Research	93.153 (VARIOUS)			1,524	-
Coordinated Services and Access to Research for Women, Infants, Children, and Youth				428,272	-
Department of Health and Human Services	93 (VARIOUS)			19,743,854	1,455,652
Department of Health and Human Services	93 (190100221 (P015005) (P0103797))	MICHIGAN TECHNOLOGICAL UNIVERSITY	190100221 (P015005) (P0103797)	52,775	-
Department of Health and Human Services	93 (20-SA-313301A-631)	NATL ALLNCE OF ST AND TERRITRL AIDS DIR	20-SA-313301A-631	54,794	-
Department of Health and Human Services	93 (22-016-002)	UNIVERSITY OF NEBRASKA KEARNEY	22-016-002	90,914	-
Department of Health and Human Services	93 (75D901-19-C-05998)	HARVARD PILGRIM HEALTHCARE INST	75D901-19-C-05998	165,695	-
Department of Health and Human Services	93 (EGS0045)	EAGLE GLOBAL SCIENTIFIC LLC	EGS0045	5,380	-
Department of Health and Human Services	93 (GENFD0001841716)	BOSTON CHILDREN'S HOSPITAL	GENFD0001841716	45,302	-
Department of Health and Human Services	93 (NONE)	THE TASK FORCE FOR GLOBAL HEALTH	NONE	47,636	-
Department of Health and Human Services	93 (10045855 /13541)	THE EMMES COMPANY LLC	10045855 /13541	(5,723)	-
Department of Health and Human Services	93 (DDFA YR3 005)	BAYLOR COLLEGE OF MEDICINE	DDFA YR3 005	6,370	-
Department of Health and Human Services	93 (5116785)	UNIV OF NORTH CAROLINA AT CHAPEL HILL	5116785	6,000	-
Department of Health and Human Services	93 (10034797)	UNIVERSITY OF CALGARY	10034797	241,169	-
Department of Health and Human Services	93 (10053328)	AYUVIS RESEARCH INC	10053328	198,261	-
Department of Health and Human Services	93 (10057512)	PEEL THERAPEUTICS	10057512	95,789	-
Department of Health and Human Services	93 (10065368)	IMAGING BIOMARKER SOLUTIONS INC	10065368	2,194	-
Department of Health and Human Services	93 (000513373-SP004-SC001)	UNIVERSITY OF ALABAMA AT BIRMINGHAM	000513373-SP004-SC001	533,378	-
Department of Health and Human Services	93 (G015997-01)	COLUMBIA UNIVERSITY	30 (G015997-01)	23,223	-
Department of Health and Human Services	93 (6119114400E SITE 502)	UNIVERSITY OF SOUTH FLORIDA	6119114400E SITE 502	6,814	-
Department of Health and Human Services	93 (DMID NO. 20-0006)	LEIDOS	DMID NO. 20-0006	2,132,456	-
Department of Health and Human Services	93 (FY18.903.001)	UNIVERSITY OF COLORADO AT DENVER	FY18.903.001	55,299	51,916
Department of Health and Human Services	93 (NONE)	ECOG-ACRIN CANCER RESEARCH GROUP	NONE	848	-
Department of Health and Human Services	93 (NONE)	OREGON HEALTH & SCIENCE UNIVERSITY	NONE	54,148	-
Department of Health and Human Services	93 (NONE)	HEALTHCORE	NONE	24,093	-

*Award number provided either when ALN is incomplete or not available or in association with Research and Development awards, as required

State of Utah
Schedule of Expenditures of Federal Awards
For the Year Ended June 30, 2022

Federal Agency/Program or Cluster	ALN Number (Award Number)*	Pass-Through Entity	Pass-Through Identification Number	Directly Expended	Provided to Subrecipients
Department of Health and Human Services	93 (NONE)	LAM FOUNDATION	NONE	1,219	-
Department of Health and Human Services	93 (NRN: 0216392)	RTI INTERNATIONAL	NRN: 0216392	33,455	8,118
Department of Health and Human Services	93 (SBIR-II-UJ-SUB-01)	SHELIX INC	SBIR-II-UJ-SUB-01	25,875	-
Department of Health and Human Services	93 (SUBK00013691-005)	UNIVERSITY OF MICHIGAN	SUBK00013691-005	33,741	-
Department of Health and Human Services	93 (UL 1 TR002366)	UNIV OF KANSAS MED CTR RESH INST	UL 1 TR002366	(9)	-
Department of Health and Human Services	93 (UU442019)	HEALTH RHYTHMS	UU442019	163,108	-
Department of Health and Human Services	93 (UWSC12763 BPO#56246)	UNIVERSITY OF WASHINGTON	UWSC12763 BPO#56246	150,315	-
Department of Health and Human Services	93 (VARIOUS)	BRIGHAM & WOMENS HOSPITAL	VARIOUS	32,033	8,649
Department of Health and Human Services	93 (VARIOUS)	MASSACHUSETTS GENERAL HOSPITAL	VARIOUS	335,414	-
Department of Health and Human Services	93 (VARIOUS)	NEW ENGLAND RESEARCH INSTITUTES	VARIOUS	46,473	-
Department of Health and Human Services	93 (VARIOUS)	NEXEOS DIAGNOSTICS INC	VARIOUS	104,729	-
Department of Health and Human Services	93 (VARIOUS)	DUKE UNIVERSITY	VARIOUS	98,989	-
Department of Health and Human Services	93 (VARIOUS)	BAYLOR COLLEGE OF MEDICINE	VARIOUS	498,777	-
Department of Health and Human Services	93 (3656-CDC-25/UTAHST)	Luna Innovations, Inc.	3656-CDC-25/UTAHST	86,986	-
Department of Health and Human Services	93 (USU_PH1_75N93020C00027)	IDBiologics	USU_PH1_75N93020C00027	49,835	-
Department of Health and Human Services	93 (A370509)	Emory University	A370509	151,701	-
Diabetes, Digestive, and Kidney Diseases Extramural Research	93.847 (VARIOUS)			11,769,534	1,295,855
Diabetes, Digestive, and Kidney Diseases Extramural Research	93.847 (18037)	UNIVERSITY OF ILLINOIS AT CHICAGO	18037	47,425	-
Diabetes, Digestive, and Kidney Diseases Extramural Research	93.847 (100239)	JOSLIN DIABETES CENTER	100239	14,714	-
Diabetes, Digestive, and Kidney Diseases Extramural Research	93.847 (10051344)	POTRERO HILL THERAPEUTICS	10051344	106,368	-
Diabetes, Digestive, and Kidney Diseases Extramural Research	93.847 (10053353)	STREAMDX INC	10053353	134,930	-
Diabetes, Digestive, and Kidney Diseases Extramural Research	93.847 (2004017126)	JOHNS HOPKINS HOSPITAL	2004017126	22,659	-
Diabetes, Digestive, and Kidney Diseases Extramural Research	93.847 (3001370490)	MD ANDERSON CANCER CENTER	3001370490	78,592	-
Diabetes, Digestive, and Kidney Diseases Extramural Research	93.847 (098750003-325738)	VETERANS MEDICAL RESEARCH FOUNDATION	098750003-325738	14,376	-
Diabetes, Digestive, and Kidney Diseases Extramural Research	93.847 (1(GG015926-01))	COLUMBIA UNIVERSITY	1(GG015926-01)	31,843	-
Diabetes, Digestive, and Kidney Diseases Extramural Research	93.847 (150801.GMO 150801 PO#000000659E)	UNIV OF TEXAS SOUTHWESTERN MEDICAL CTR	150801.GMO 150801 PO#000000659E	(301)	-
Diabetes, Digestive, and Kidney Diseases Extramural Research	93.847 (5019538-SERV)	TUFTS UNIVERSITY	5019538-SERV	146,658	-
Diabetes, Digestive, and Kidney Diseases Extramural Research	93.847 (5450481062516137- 169614)	STANFORD UNIVERSITY	5450481062516137-169614	25,780	-
Diabetes, Digestive, and Kidney Diseases Extramural Research	93.847 (701K816)	UNIVERSITY OF WISCONSIN- MADISON	701K816	34,141	-
Diabetes, Digestive, and Kidney Diseases Extramural Research	93.847 (901628-UTAH)	ANN & ROBERT H LURIE CHLDRNS HOSP CHICG	901628-UTAH	16,109	-
Diabetes, Digestive, and Kidney Diseases Extramural Research	93.847 (90757-20329201)	UNIVERSITY OF MARYLAND	90757-20329201	27,140	-
Diabetes, Digestive, and Kidney Diseases Extramural Research	93.847 (A03-3580)	DUKE CLINICAL RESEARCH INSTITUTE	A03-3580	28,797	-
Diabetes, Digestive, and Kidney Diseases Extramural Research	93.847 (FP068366-01.J)	UNIVERSITY OF CHICAGO	FP068366-01.J	(266)	-
Diabetes, Digestive, and Kidney Diseases Extramural Research	93.847 (FY19.344.001/PRO-25- A7271)	UNIVERSITY OF COLORADO AT DENVER	FY19.344.001/PRO-25-A7271	(230)	-
Diabetes, Digestive, and Kidney Diseases Extramural Research	93.847 (GB10510)	UNIVERSITY OF VIRGINIA	GB10510	23,524	-
Diabetes, Digestive, and Kidney Diseases Extramural Research	93.847 (GC10459-02)	DARTMOUTH-HITCHECOCK HEALTHCARE	GC10459-02	23,828	-
Diabetes, Digestive, and Kidney Diseases Extramural Research	93.847 (NONE)	ARBOR RESEARCH COLLABORATIVE FOR HEALTH	NONE	131	-

*Award number provided either when ALN is incomplete or not available or in association with Research and Development awards, as required

State of Utah
 Schedule of Expenditures of Federal Awards
 For the Year Ended June 30, 2022

Federal Agency/Program or Cluster	ALN Number (Award Number)*	Pass-Through Entity	Pass-Through Identification Number	Directly Expended	Provided to Subrecipients
Diabetes, Digestive, and Kidney Diseases Extramural Research	93.847 (RENO PILOT & FEASABILITY)	WASHINGTON UNIVERSITY IN ST LOUIS	RENO PILOT & FEASABILITY	73,823	-
Diabetes, Digestive, and Kidney Diseases Extramural Research	93.847 (SPC-001310 OS00000133)	UNIVERSITY OF MIAMI	SPC-001310 OS00000133	48,386	-
Diabetes, Digestive, and Kidney Diseases Extramural Research	93.847 (VARIOUS)	AUGUSTA UNIVERSITY	VARIOUS	64,826	-
Diabetes, Digestive, and Kidney Diseases Extramural Research	93.847 (VARIOUS)	ICAHN SCHOOL OF MEDICINE AT MOUNT SINAI	VARIOUS	166,734	-
Diabetes, Digestive, and Kidney Diseases Extramural Research	93.847 (VARIOUS)	NORTHWESTERN UNIVERSITY	VARIOUS	34,189	-
Diabetes, Digestive, and Kidney Diseases Extramural Research	93.847 (VARIOUS)	UNIVERSITY OF IOWA	VARIOUS	(20,573)	-
Diabetes, Digestive, and Kidney Diseases Extramural Research	93.847 (VARIOUS)	UNIVERSITY OF MICHIGAN	VARIOUS	16,954	-
Diabetes, Digestive, and Kidney Diseases Extramural Research	93.847 (VARIOUS)	UNIVERSITY OF NEBRASKA-LINCOLN	VARIOUS	22,847	-
Diabetes, Digestive, and Kidney Diseases Extramural Research	93.847 (VARIOUS)	UNIVERSITY OF PENNSYLVANIA	VARIOUS	75,665	-
Diabetes, Digestive, and Kidney Diseases Extramural Research	93.847 (VARIOUS)	UNIVERSITY OF PITTSBURGH	VARIOUS	44,240	-
Diabetes, Digestive, and Kidney Diseases Extramural Research	93.847 (VARIOUS)	VANDERBILT UNIVERSITY MEDICAL CENTER	VARIOUS	11,632	-
Dietary Supplement Research Program	93.321 (VARIOUS)			363,294	18,389
Health	93.286 (8947)	INDIANA UNIVERSITY	8947	67,377	-
Discovery and Applied Research for Technological Innovations to Improve Human Health	93.286 (122367359)	UNIVERSITY OF SOUTHERN CALIFORNIA	122367359	101,158	-
Discovery and Applied Research for Technological Innovations to Improve Human Health	93.286 (100817-18086)	UNIVERSITY OF ILLINOIS URBANA-CHAMPAIGN	100817-18086	63,403	-
Discovery and Applied Research for Technological Innovations to Improve Human Health	93.286 (1R41EB032722-01-UTAH)	RNET TECHNOLOGIES INC	1R41EB032722-01-UTAH	76,884	-
Discovery and Applied Research for Technological Innovations to Improve Human Health	93.286 (20190018UOFU)	UTAH VALLEY UNIVERSITY	20190018UOFU	29,355	-
Discovery and Applied Research for Technological Innovations to Improve Human Health	93.286 (A20-1820-S001 / PO# 922116)	UNIVERSITY OF CALIFORNIA DAVIS	A20-1820-S001 / PO# 922116	36,497	-
Discovery and Applied Research for Technological Innovations to Improve Human Health	93.286 (OSP/WPM33765-UTAH PO#WA01037871)	UNIVERSITY OF MASSACHUSETTS	OSP/WPM33765-UTAH PO#WA01037871	9,208	-
Discovery and Applied Research for Technological Innovations to Improve Human Health	93.286 (URK87)	FLORIDA ATLANTIC UNIVERSITY	URK87	1,679	-
Drug Abuse and Addiction Research Programs	93.279 (VARIOUS)			8,298,667	323,616
Drug Abuse and Addiction Research Programs	93.279 (10058817)	BEHAVR	10058817	109,674	-
Drug Abuse and Addiction Research Programs	93.279 (9920180084)	RAND CORPORATION	9920180084	18,417	-
Drug Abuse and Addiction Research Programs	93.279 (32661 UTAH)	BARROW NEUROLOGICAL INSTITUTE	32661 UTAH	52,523	-
Drug Abuse and Addiction Research Programs	93.279 (5001631-1)	WOMEN AND INFANTS HOSP OF RHODE ISLAND	5001631-1	290,857	-
Drug Abuse and Addiction Research Programs	93.279 (C00071084-2)	UNIVERSITY OF MISSOURI-COLUMBIA	C00071084-2	17,538	-
Drug Abuse and Addiction Research Programs	93.279 (520-01277)	NEW YORK UNIVERSITY	520-01277	6,795	-
Drug Abuse and Addiction Research Programs	93.279 (SP00014395-01)	GEORGIA STATE UNIVERSITY	SP00014395-01	7,532	-
Drug Abuse and Addiction Research Programs	93.279 (SUB00002790)	UNIVERSITY OF FLORIDA	SUB00002790	27,466	-
Drug Abuse and Addiction Research Programs	93.279 (VARIOUS)	NYU LANGONE MEDICAL CENTER	VARIOUS	1,255,556	-
Drug Abuse and Addiction Research Programs	93.279 (VARIOUS)	UNIVERSITY OF PITTSBURGH	VARIOUS	23,420	-
Drug Abuse and Addiction Research Programs	93.279 (VARIOUS)	YALE UNIVERSITY	VARIOUS	430,226	-
Drug Abuse and Addiction Research Programs	93.279 (RD4052467A)			54,727	-
Emergency Medical Services for Children	93.127 (5UJ5MC30824-05)			2,965,976	-
Emergency Medical Services for Children	93.127 (1016191_UUT)	OREGON HEALTH & SCIENCE UNIVERSITY	1016191_UUT	60,301	-

*Award number provided either when ALN is incomplete or not available or in association with Research and Development awards, as required

State of Utah
 Schedule of Expenditures of Federal Awards
 For the Year Ended June 30, 2022

Federal Agency/Program or Cluster	ALN Number (Award Number)*	Pass-Through Entity	Pass-Through Identification Number	Directly Expended	Provided to Subrecipients
Emergency Medical Services for Children	93.127 (A20-1236-S001)	UNIVERSITY OF CALIFORNIA DAVIS	A20-1236-S001	140,286	-
Emergency Medical Services for Children	93.127 (R1238545)	UNIVERSITY AT BUFFALO	R1238545	1,906	-
Environmental Health	93.113 (VARIOUS)			2,266,512	210,147
Environmental Health	93.113 (1889 PO#1480779)	RUTGERS UNIVERSITY	1889 PO#1480779	49,241	-
Environmental Health	93.113 (UFDSPO0011534)	UNIVERSITY OF FLORIDA	UFDSPO0011534	1,162	-
Environmental Health	93.113 (UNR-21-95)	UNIVERSITY OF NEVADA RENO ALBUQUERQUE AREA INDIAN	UNR-21-95	102,532	-
Epidemiology Cooperative Agreements	93.231 (UU10054435)	HLTH BRD INC	UU10054435	19,396	-
Extramural Research Programs in the Neurosciences and Neurological Disorders	93.853 (VARIOUS)			13,609,476	1,790,668
Extramural Research Programs in the Neurosciences and Neurological Disorders	93.853 (532506)	UNIVERSITY OF ARIZONA	532506	34,669	-
Extramural Research Programs in the Neurosciences and Neurological Disorders	93.853 (10056694)	MICROSURGICAL INNOVATIONS	10056694	8,317	-
Extramural Research Programs in the Neurosciences and Neurological Disorders	93.853 (000013147-E)	CHILDREN'S HOSPITAL OF LOS ANGELES	000013147-E	(6,980)	-
Extramural Research Programs in the Neurosciences and Neurological Disorders	93.853 (009095365 PO#: 2005434632)	JOHNS HOPKINS UNIVERSITY	009095365 PO#: 2005434632	458,529	-
Extramural Research Programs in the Neurosciences and Neurological Disorders	93.853 (11(GG015970-01))	COLUMBIA UNIVERSITY	11(GG015970-01)	309,383	-
Extramural Research Programs in the Neurosciences and Neurological Disorders	93.853 (138078-5105159)	HARVARD UNIVERSITY	138078-5105159	42,101	-
Extramural Research Programs in the Neurosciences and Neurological Disorders	93.853 (159-NH-1C 5186)	ELECTRONIC BIOSCIENCE INC	159-NH-1C 5186	19,226	-
Extramural Research Programs in the Neurosciences and Neurological Disorders	93.853 (1R44NS1172)	CND LIFE SCIENCES LLC	1R44NS1172	857	-
Extramural Research Programs in the Neurosciences and Neurological Disorders	93.853 (21-824-UU PO# MM000372699)	WEST VIRGINIA UNIVERSITY	21-824-UU PO# MM000372699	137,515	-
Extramural Research Programs in the Neurosciences and Neurological Disorders	93.853 (2R44NS097047-02)	NEUROENE THERAPEUTICS	2R44NS097047-02	15,616	-
Extramural Research Programs in the Neurosciences and Neurological Disorders	93.853 (30005472-02)	ALL CHILDREN'S RESEARCH INSTITUTE	30005472-02	67,631	-
Extramural Research Programs in the Neurosciences and Neurological Disorders	93.853 (3RDR7)	UNIVERSITY OF NEW MEXICO	3RDR7	64,358	-
Extramural Research Programs in the Neurosciences and Neurological Disorders	93.853 (502063UU)	FEINSTEIN INSTITUTE FOR MEDICAL RESEARCH	502063UU	(10,859)	-
Extramural Research Programs in the Neurosciences and Neurological Disorders	93.853 (578922 PO#4495355)	UNIVERSITY OF PENNSYLVANIA	578922 PO#4495355	153,868	-
Extramural Research Programs in the Neurosciences and Neurological Disorders	93.853 (60054977 UTAH)	NORTHWESTERN UNIVERSITY	60054977 UTAH	156,579	-
Extramural Research Programs in the Neurosciences and Neurological Disorders	93.853 (62747003-193654)	STANFORD UNIVERSITY	62747003-193654	5,461	-
Extramural Research Programs in the Neurosciences and Neurological Disorders	93.853 (A006795101)	UNIVERSITY OF MINNESOTA	A006795101	156,215	-
Extramural Research Programs in the Neurosciences and Neurological Disorders	93.853 (A509239)	EMORY UNIVERSITY	A509239	74,796	-
Extramural Research Programs in the Neurosciences and Neurological Disorders	93.853 (CCF21360207)	CLEVELAND MEDICAL CENTER VIRGINIA COMMONWEALTH UNIVERSITY	CCF21360207	449,749	-
Extramural Research Programs in the Neurosciences and Neurological Disorders	93.853 (FP00007840)		FP00007840	16,263	-
Extramural Research Programs in the Neurosciences and Neurological Disorders	93.853 (GB10094)	UNIVERSITY OF VIRGINIA	GB10094	(1,523)	-

*Award number provided either when ALN is incomplete or not available or in association with Research and Development awards, as required

State of Utah
Schedule of Expenditures of Federal Awards
For the Year Ended June 30, 2022

Federal Agency/Program or Cluster	ALN Number (Award Number)*	Pass-Through Entity	Pass-Through Identification Number	Directly Expended	Provided to Subrecipients
Extramural Research Programs in the Neurosciences and Neurological Disorders	93.853 (GMO:210606 PO:000002351)	UNIV OF TEXAS SOUTHWESTERN MEDICAL CTR	GMO:210606 PO:000002351	14,558	-
Extramural Research Programs in the Neurosciences and Neurological Disorders	93.853 (PO 1484641 SUB 1802)	RUTGERS UNIVERSITY	PO 1484641 SUB 1802	194,795	-
Extramural Research Programs in the Neurosciences and Neurological Disorders	93.853 (S001402-DHHS)	PENNSYLVANIA STATE UNIVERSITY	S001402-DHHS	428,362	-
Extramural Research Programs in the Neurosciences and Neurological Disorders	93.853 (SUB00003098)	UNIVERSITY OF FLORIDA	SUB00003098	50,573	-
Extramural Research Programs in the Neurosciences and Neurological Disorders	93.853 (U0INS121472 PO#700001417)	BAYLOR COLLEGE OF MEDICINE	U0INS121472 PO#700001417	105,762	-
Extramural Research Programs in the Neurosciences and Neurological Disorders	93.853 (UOU-260175 / PO 67339850)	MAYO CLINIC ROCHESTER	UOU-260175 / PO 67339850	7,565	-
Extramural Research Programs in the Neurosciences and Neurological Disorders	93.853 (VARIOUS)	BRIGHAM & WOMENS HOSPITAL	VARIOUS	887,531	-
Extramural Research Programs in the Neurosciences and Neurological Disorders	93.853 (VARIOUS)	CHILDRENS HOSPITAL PHILADELPHIA	VARIOUS	28,773	-
Extramural Research Programs in the Neurosciences and Neurological Disorders	93.853 (VARIOUS)	CLEVELAND CLINIC FOUNDATION	VARIOUS	243,774	-
Extramural Research Programs in the Neurosciences and Neurological Disorders	93.853 (VARIOUS)	HOUSTON METHODIST CANCER CENTER	VARIOUS	65,800	-
Extramural Research Programs in the Neurosciences and Neurological Disorders	93.853 (VARIOUS)	MASSACHUSETTS GENERAL HOSPITAL	VARIOUS	158,765	-
Extramural Research Programs in the Neurosciences and Neurological Disorders	93.853 (VARIOUS)	MAYO CLINIC JACKSONVILLE	VARIOUS	2,039	-
Extramural Research Programs in the Neurosciences and Neurological Disorders	93.853 (VARIOUS)	UNIVERSITY OF CALIFORNIA LOS ANGELES	VARIOUS	319,751	-
Extramural Research Programs in the Neurosciences and Neurological Disorders	93.853 (VARIOUS)	UNIVERSITY OF CALIFORNIA SAN FRANCISCO	VARIOUS	13,940	-
Extramural Research Programs in the Neurosciences and Neurological Disorders	93.853 (VARIOUS)	UNIVERSITY OF CINCINNATI	VARIOUS	11,653	-
Extramural Research Programs in the Neurosciences and Neurological Disorders	93.853 (VARIOUS)	UNIVERSITY OF MICHIGAN	VARIOUS	145,328	-
Extramural Research Programs in the Neurosciences and Neurological Disorders	93.853 (VARIOUS)	UNIVERSITY OF ROCHESTER	VARIOUS	(12,982)	-
Extramural Research Programs in the Neurosciences and Neurological Disorders	93.853 (VARIOUS)	WEILL CORNELL MEDICINE	VARIOUS	(4,676)	-
Extramural Research Programs in the Neurosciences and Neurological Disorders	93.853 (5001317-5500001664)	Broad Institute	5001317-5500001664	30,546	-
Family Smoking Prevention and Tobacco Control Act Regulatory Research	93.077 (VARIOUS)			178,027	-
Flexible Funding Model - Infrastructure Development and Maintenance for State Manufactured Food Regulatory Programs	93.367 (5U18FD006397-04)			546,210	-
Food and Drug Administration_Research	93.103 (Various)			430,186	-
Food and Drug Administration_Research	93.103 (ZAD00000)	UNIVERSITY OF KANSAS	ZAD00000	(13,773)	-
Food and Drug Administration_Research	93.103 (VARIOUS)	UNIVERSITY OF FLORIDA	VARIOUS	14,436	-
Global AIDS	93.067 (1000005704 3001176 REF:3987)	UNIVERSITY OF MARYLAND BALTIMORE	1000005704 3001176 REF:3987	48,465	-
Grants for Primary Care Training and Enhancement	93.884 (VARIOUS)			877,784	45,472
Grants for Primary Care Training and Enhancement	93.884 (20-0264C-RPA0)	Idaho State University	20-0264C-RPA0	22,716	-
Grants to Provide Outpatient Early Intervention Services with Respect to HIV Disease	93.918 (VARIOUS)			879,830	-
HIV-Related Training and Technical Assistance	93.145 (UWSC11302)	UNIVERSITY OF WASHINGTON	UWSC11302	130,610	-
Human Genome Research	93.172 (VARIOUS)			4,094,031	171,074

*Award number provided either when ALN is incomplete or not available or in association with Research and Development awards, as required

State of Utah
Schedule of Expenditures of Federal Awards
For the Year Ended June 30, 2022

Federal Agency/Program or Cluster	ALN Number (Award Number)*	Pass-Through Entity	Pass-Through Identification Number	Directly Expended	Provided to Subrecipients
Human Genome Research	93.172 (20000.044.04-06)	HUDSONALPHA INSTITUTE OF BIOTECHNOLOGY	20000.044.04-06	54,888	-
Human Genome Research	93.172 (5001020-5500001047)	BROAD INSTITUTE	5001020-5500001047	85,701	-
Human Genome Research	93.172 (5114653 (5111267))	UNIV OF NORTH CAROLINA AT CHAPEL HILL	5114653 (5111267)	4,245	-
Human Genome Research	93.172 (646034UJ01)	GEISINGER HEALTH SYSTEM	646034UJ01	123,250	-
Human Genome Research	93.172 (CNVA00055110(129583-1))	UNIVERSITY OF PITTSBURGH	CNVA00055110(129583-1)	197,024	-
Human Genome Research	93.172 (FY22.1124.003)	UNIVERSITY OF COLORADO AT DENVER	FY22.1124.003	45,068	-
Human Genome Research	93.172 (PO# 7000001460)	BAYLOR COLLEGE OF MEDICINE	PO# 7000001460	40,673	-
Injury Prevention and Control Research and State and Community Based Programs	93.136 (VARI0US)	UNIVERSITY OF MARYLAND		435,025	271,792
Injury Prevention and Control Research and State and Community Based Programs	93.136 (3001299 / PO# 1000008303)	BALTIMORE	3001299 / PO# 1000008303	8,926	-
International Research and Research Training	93.989 (VARI0US)	UNIVERSITY OF CALIFORNIA SAN FRANCISCO		299,380	143,210
International Research and Research Training	93.989 (13042sc)	UNIVERSITY OF CALIFORNIA SAN FRANCISCO	13042sc	41,017	-
Lung Diseases Research	93.838 (VARI0US)	UNIVERSITY OF ARIZONA		2,049,811	81,334
Lung Diseases Research	93.838 (474337)	UNIVERSITY OF CALIFORNIA SAN FRANCISCO	474337	1,588	-
Lung Diseases Research	93.838 (104615C)	UNIVERSITY OF CALIFORNIA SAN FRANCISCO	104615C	256,377	-
Lung Diseases Research	93.838 (1685 G ZA579)	UNIVERSITY OF CALIFORNIA LOS ANGELES	1685 G ZA579	102,068	-
Lung Diseases Research	93.838 (5118117 (5111456))	UNIV OF NORTH CAROLINA AT CHAPEL HILL	5118117 (5111456)	44,236	-
Lung Diseases Research	93.838 (583172 / PO# 4828314)	UNIVERSITY OF PENNSYLVANIA	583172 / PO# 4828314	19,750	-
Lung Diseases Research	93.838 (5U0JHL128954)	UNIVERSITY OF PITTSBURGH	5U0JHL128954	(147)	-
Lung Diseases Research	93.838 (FP00003678-SA004)	VIRGINIA COMMONWEALTH UNIVERSITY	FP00003678-SA004	(92)	-
Lung Diseases Research	93.838 (KR 705128)	UNIVERSITY OF CALIFORNIA SAN DIEGO	KR 705128	3,914	-
Lung Diseases Research	93.838 (NO. 16-A-01)	NYU LANGONE MEDICAL CENTER	NO. 16-A-01	7,888	-
Lung Diseases Research	93.838 (UWSC10605 BPO33124)	UNIVERSITY OF WASHINGTON	UWSC10605 BPO33124	119,080	-
Lung Diseases Research	93.838 (WSU22087)	WAYNE STATE UNIVERSITY	WSU22087	283,810	-
Lung Diseases Research	93.838 (VARI0US)	INTERMOUNTAIN HEALTHCARE	VARI0US	192,090	-
Lung Diseases Research	93.838 (VARI0US)	ANN & ROBERT H LURIE CHILDRNS HOSP CHICG	VARI0US	172,691	-
Lung Diseases Research	93.838 (VARI0US)	COLUMBIA UNIVERSITY	VARI0US	192,209	-
Lung Diseases Research	93.838 (VARI0US)	UNIVERSITY OF PITTSBURGH		70,667	-
Lung Diseases Research	93.838 (VARI0US)	INDIANA UNIVERSITY		42,205	-
Lung Diseases Research	93.838 (VARI0US)	VANDERBILT UNIVERSITY		33,867	-
Lung Diseases Research	93.838 (VARI0US)	WEILL CORNELL MEDICINE		53,927	-
Maternal and Child Health Federal Consolidated Programs	93.110 (5773MCM00054-19)			45,527	45,527
Maternal and Child Health Federal Consolidated Programs	93.110 (VARI0US)			738,229	519,061
Maternal and Child Health Federal Consolidated Programs	93.110 (1 UH9MCM30770-04-10)	AMER COLL OF MEDICAL GENETICS & GENOMICS	1 UH9MCM30770-04-10	10,000	-
Maternal and Child Health Federal Consolidated Programs	93.110 (NONE)	CLEVELAND MEDICAL CENTER	NONE	26,242	-
Medical Library Assistance	93.879 (VARI0US)			2,463,771	324,550
Medical Library Assistance	93.879 (65585-20149202)	UNIVERSITY OF MARYLAND	65585-20149202	75,230	-
Mental and Behavioral Health Education and Training Grants	93.732 (VARI0US)			975,378	-

*Award number provided either when ALN is incomplete or not available or in association with Research and Development awards, as required

State of Utah
 Schedule of Expenditures of Federal Awards
 For the Year Ended June 30, 2022

Federal Agency/Program or Cluster	ALN Number (Award Number)*	Pass-Through Entity	Pass-Through Identification Number	Directly Expended	Provided to Subrecipients
Mental Health Research Grants	93.242 (VARIOUS)			6,755,312	792,187
Mental Health Research Grants	93.242 (104145-00001 EPO218312)	TUFTS UNIVERSITY	104145-00001 EPO218312	12,777	-
Mental Health Research Grants	93.242 (690K922)	UNIVERSITY OF WISCONSIN- MADISON	690K922	65,332	-
Mental Health Research Grants	93.242 (AME22-OCDRING-01)	ADVANCED MEDICAL ELECTRONICS INC	AME22-OCDRING-01	18,133	-
Mental Health Research Grants	93.242 (PID#830082 SUB#2051 PO25098131)	RUTGERS UNIVERSITY	PID#830082 SUB#2051 PO25098131	43,769	-
Mental Health Research Grants	93.242 (RE16213-1)	KINGS COLLEGE LONDON	RE16213-1	5,394	-
Mental Health Research Grants	93.242 (WU-22-0063)	WASHINGTON UNIVERSITY IN ST LOUIS	WU-22-0063	76,697	-
Mental Health Research Grants	93.242 (VARIOUS)	JOHNS HOPKINS UNIVERSITY	VARIOUS	39,455	-
Mental Health Research Grants	93.242 (VARIOUS)	NORTHWESTERN UNIVERSITY	VARIOUS	75,029	-
Mental Health Research Grants	93.242 (VARIOUS)	OHIO STATE UNIVERSITY RESEARCH FNDTN	VARIOUS	18,176	-
Mental Health Research Grants	93.242 (VARIOUS)	UNIV OF NORTH CAROLINA AT CHAPEL HILL	VARIOUS	347,963	-
Mental Health Research Grants	93.242 (VARIOUS)	UNIVERSITY OF ILLINOIS AT CHICAGO	VARIOUS	72,227	-
Mental Health Research Grants	93.242 (VARIOUS)	UNIVERSITY OF MICHIGAN	VARIOUS	9,837	-
Mental Health Research Grants	93.242 (7R21MH115680-03)			81,060	12,012
Minority Health and Health Disparities Research	93.307 (VARIOUS)			722,995	251,152
Minority Health and Health Disparities Research	93.307 (18-A1-00-007896 PROJ#110387)	NEW YORK UNIVERSITY	18-A1-00-007896 PROJ#110387	36,090	-
National Center for Advancing Translational Sciences	93.350 (VARIOUS)			11,882,143	108,665
National Center for Advancing Translational Sciences	93.350 (000518169-006)	UNIVERSITY OF ALABAMA AT BIRMINGHAM	000518169-006	52,471	-
National Center for Advancing Translational Sciences	93.350 (60044737UU)	NORTHWESTERN UNIVERSITY	60044737UU	24	-
National Center for Advancing Translational Sciences	93.350 (AWD00000243)	UNIVERSITY OF PITTSBURGH	AWD00000243	(15)	-
National Center for Advancing Translational Sciences	93.350 (POH 1001636909)	UNIVERSITY OF COLORADO AT DENVER	POH 1001636909	24,989	-
National Center for Advancing Translational Sciences	93.350 (VUMC 59240)	VANDERBILT UNIVERSITY	VUMC 59240	16,608	-
National Center for Advancing Translational Sciences	93.350 (VUMC85961)	VANDERBILT UNIVERSITY/MEDICAL CENTER	VUMC85961	279,906	-
National Center for Advancing Translational Sciences	93.350 (VARIOUS)	DUKE CLINICAL RESEARCH INSTITUTE	VARIOUS	27,882	-
National Center on Sleep Disorders Research	93.233 (7K0JHL145099-03)			196,183	-
National Center on Sleep Disorders Research	93.233 (VARIOUS)			436,738	96,591
National Center on Sleep Disorders Research	93.233 (1R01HL13274-01A1)			125,303	114,348
National Research Service Award in Primary Care Medicine	93.186 (5T32HP30038-05)			106,500	-
NIHS Hazardous Waste Worker Health and Safety Training	93.142 (VARIOUS)	UNIVERSITY OF TEXAS AT HOUSTON	VARIOUS	177,738	-
NIHS Superfund Hazardous Substances_Basic Research and Education	93.143 (1R25E5033046-01)			101,873	1,724
NIHS Superfund Hazardous Substances_Basic Research and Education	93.143 (P008851002)	UNIVERSITY OF MINNESOTA	P008851002	22,416	-
Nurse Education, Practice Quality and Retention Grants	93.359 (5UK1HP31735-04)			694,412	-
Nursing Research	93.361 (VARIOUS)			3,179,698	124,197
Nursing Research	93.361 (1724486)	CEDARS SINAI MEDICAL CENTER	1724486	180,689	-
Nursing Research	93.361 (2017-3499)	UNIVERSITY OF CALIFORNIA IRVINE	2017-3499	(9,742)	-
Nursing Workforce Diversity	93.178 (5D19HP31822-03)			235,668	-
Occupational Safety and Health Program	93.262 (5T42OH008414-15)			1,765,487	-
Occupational Safety and Health Program	93.262 (5U1190H012304-02)			410,088	-

*Award number provided either when ALN is incomplete or in association with Research and Development awards, as required

State of Utah
 Schedule of Expenditures of Federal Awards
 For the Year Ended June 30, 2022

Federal Agency/Program or Cluster	ALN Number (Award Number)*	Pass-Through Entity	Pass-Through Identification Number	Directly Expended	Provided to Subrecipients
		CENTER FOR CONSTRUCTION RESEARCH	VARIOUS	26,786	5,250
Occupational Safety and Health Program	93.262 (VARIOUS)			230,111	103,476
Occupational Safety and Health Program	93.262 (G-81107-01)	Colorado State University	G-81107-01	30,079	16,122
Opioioid STR	93.788 (1H79T1081890-01)			1,157,843	478,077
Oral Diseases and Disorders Research	93.121 (VARIOUS)			2,830	-
Oral Diseases and Disorders Research	93.121 (ASUB00000129)	ARIZONA STATE UNIVERSITY	ASUB00000129	404,396	-
Organized Approaches To Increase Colorectal Cancer Screening	93.800 (VARIOUS)			187,970	-
Poison Center Support and Enhancement Grant Program	93.253 (VARIOUS)			800,057	146,535
PPHF Geriatric Education Centers	93.969 (5U1IQHP28741-06)			46,942	-
PPHF Geriatric Education Centers	93.969 (UNDD0026546-S1)	UNIVERSITY OF NORTH DAKOTA	UNDD0026546-S1	1,005,144	28,038
Prevention of Disease, Disability, and Death by Infectious Diseases	93.084 (5U01CK000585-02)			484,814	31,073
Prevention of Disease, Disability, and Death by Infectious Diseases	93.084 (VARIOUS)			(2,059)	-
Prevention of Disease, Disability, and Death by Infectious Diseases	93.084 (2004040591)	.JOHNS HOPKINS HOSPITAL	2004040591	8,191	-
Prevention of Disease, Disability, and Death by Infectious Diseases	93.084 (A18-0612-5015)	UNIVERSITY OF CALIFORNIA DAVIS	A18-0612-5015	123,757	98,713
Prevention of Disease, Disability, and Death by Infectious Diseases	93.084 (6U01CK000555-02-01)			120,100	-
Prevention of Disease, Disability, and Death by Infectious Diseases	93.084 (6U01CK000585-01-01)			106,547	33,988
Prevention of Disease, Disability, and Death by Infectious Diseases	93.084 (6U54CK000602-01-01)			(1,145)	-
Public Health Emergency Response: Cooperative Agreement for Emergency Response: Public Health Crisis Response	93.354 (3179)	MD ANDERSON CANCER CENTER	3179	509,752	-
Rare Disorders: Research, Surveillance, Health Promotion, and Education	93.315 (VARIOUS)			2,851,548	1,036,287
Research and Training in Complementary and Alternative Medicine	93.213 (VARIOUS)			9,331	-
Research and Training in Complementary and Alternative Medicine	93.213 (2004336294)	JOHNS HOPKINS UNIVERSITY	2004336294	28,318	-
Research and Training in Complementary and Alternative Medicine	93.213 (ICAHN SCHOOL OF MEDICINE AT MOUNT SINAI)			(160)	-
Research and Training in Complementary and Alternative Medicine	93.213 (0255-C501-4609)			43,621	-
Research and Training in Complementary and Alternative Medicine	93.213 (11-19630-99-01-G2)	MOFFITT CANCER CENTER	11-19630-99-01-G2	32,673	-
Research and Training in Complementary and Alternative Medicine	93.213 (1279 (0752))	RUTGERS UNIVERSITY	1279 (0752)	698,868	78,628
Research and Training in Complementary and Alternative Medicine	93.213 (17-A0-00-008501 PO# M210422489)	NYU LANGONE MEDICAL CENTER	M210422489	34,007	-
Research and Training in Complementary and Alternative Medicine	93.351 (VARIOUS)			49,520	-
Research Infrastructure Programs	93.351 (10058507)	ADVANCED CONCEPTIONS INC	10058507	3,214,239	665,362
Research Infrastructure Programs	93.351 (SBIR-II-UU-SUB-02)	3HELIX INC	SBIR-II-UU-SUB-02	95,618	-
Research on Healthcare Costs, Quality and Outcomes	93.226 (VARIOUS)			39,336	-
Research on Healthcare Costs, Quality and Outcomes	93.226 (5001451461)	MEDSTAR HEALTH	5001451461	68,974	-
Research on Healthcare Costs, Quality and Outcomes	93.226 (2133-209-2012832)	CLEMSON UNIVERSITY	2133-209-2012832	22,676	-
Research on Healthcare Costs, Quality and Outcomes	93.226 (GRT-00000523 / PO 20197882)	CHILDRENS HOSPITAL PHILADELPHIA	GRT-00000523 / PO 20197882	15,915	-
Research on Healthcare Costs, Quality and Outcomes	93.226 (SUBK00010964)	UNIVERSITY OF MICHIGAN	SUBK00010964	35,002	-
Research on Healthcare Costs, Quality and Outcomes	93.226 (PO30005782711)	WASHINGTON UNIVERSITY IN ST LOUIS	PO30005782711	72,945	-
Research on Healthcare Costs, Quality and Outcomes	93.226 (WU-20-225)	LOUIS	WU-20-225	435,778	-
Research on Healthcare Costs, Quality and Outcomes	93.226 (VARIOUS)	NORTHWESTERN UNIVERSITY	VARIOUS	8,537	-
Research on Research Integrity	93.085 (10RIIR200063-01)			227,114	-
Research Related to Deafness and Communication Disorders	93.173 (VARIOUS)	OREGON HEALTH & SCIENCE UNIVERSITY	1008367_UTAH	4,136	-
Research Related to Deafness and Communication Disorders	93.173 (1008367_UTAH)			-	-
Research Related to Deafness and Communication Disorders	93.173 (110445A 2058 SR00005457)	UNIVERSITY OF MARYLAND	110445A 2058 SR00005457	-	-
Research Related to Deafness and Communication Disorders	93.173 (A03-5637)	DUKE UNIVERSITY	A03-5637	-	-
Research Related to Deafness and Communication Disorders	93.173 (A20-0069-S001)	MEDICAL UNIVERSITY OF SOUTH CAROLINA	A20-0069-S001	164,264	-

*Award number provided either when ALN is incomplete or not available or in association with Research and Development awards, as required

State of Utah
 Schedule of Expenditures of Federal Awards
 For the Year Ended June 30, 2022

Federal Agency/Program or Cluster	ALN Number (Award Number)*	Pass-Through Entity	Pass-Through Identification Number	Directly Expended	Provided to Subrecipients
Research Related to Deafness and Communication Disorders	93.173 (GMO 17510)	UNIV OF TEXAS SOUTHWESTERN MEDICAL CTR	GMO 17510	227,442	-
Research Related to Deafness and Communication Disorders	93.173 (R1172292)	RESEARCH FOUNDATION OF SUNY UNIVERSITY OF MISSISSIPPI	R1172292	14,402	-
Research Related to Deafness and Communication Disorders	93.173 (SP14020-5B1)	MEDICAL CENTER	SP14020-5B1	98,220	-
Research Related to Deafness and Communication Disorders	93.173 (VARIOUS)	BLACKROCK MICROSYSTEMS	VARIOUS	180,677	-
Research Related to Deafness and Communication Disorders	93.173 (VARIOUS)	BRIGHAM YOUNG UNIVERSITY	VARIOUS	480,240	-
Research Related to Deafness and Communication Disorders	93.173 (VARIOUS)	MASSACHUSETTS EYE AND EAR INFIRMARY	VARIOUS	108,694	-
Rural Health Care Services Outreach Grant Program	93.912 (1GA1RH42941-01)			122,885	-
Special Programs for the Aging, Title IV, and Title II, Discretionary Projects	93.048 (VARIOUS)			383,738	-
Strengthening Public Health Systems and Services through National Partnerships to Improve and Protect the Nation's Health	93.421 (PO)	CDC FOUNDATION	PO	11,632	-
Strengthening Public Health Systems and Services through National Partnerships to Improve and Protect the Nation's Health	93.421 (VARIOUS)	NATL ASSOCIATION OF CHRONIC DISEASE	VARIOUS	46,157	-
Strengthening Public Health Systems and Services through National Partnerships to Improve and Protect the Nation's Health	93.421 (18-21-8815)	Association of University Centers on Disabilities	18-21-8815	6,800	-
Substance Abuse and Mental Health Services, Projects of Regional and National Significance	93.243 (VARIOUS)			880,403	11,148
Substance Abuse and Mental Health Services, Projects of Regional and National Significance	93.243 (12-124-001)	UNIVERSITY OF COLORADO COLORADO SPRINGS	12-124-001	31,265	-
Substance Abuse and Mental Health Services, Projects of Regional and National Significance	93.243 (1H795M085130-01)	INTERNATIONAL RESCUE COMMITTEE	1H795M085130-01	5,287	-
Substance Abuse and Mental Health Services, Projects of Regional and National Significance	93.243 (NONE)	THE ROAD HOME	NONE	57,965	-
Substance Abuse and Mental Health Services, Projects of Regional and National Significance	93.243 (330 SAMHSA PROJECT; 200668)	The Family Place	330 SAMHSA PROJECT; 200668	18,609	-
Telehealth Programs	93.211 (VARIOUS)			426,765	-
Training in General, Pediatric, and Public Health Dentistry	93.059 (5193HP30398-05)			198,784	-
Translation and Implementation Science Research for Heart, Lung, Blood Diseases, and Sleep Disorders	93.840 (1R01HL157439-01)			290,349	31,509
Translation and Implementation Science Research for Heart, Lung, Blood Diseases, and Sleep Disorders	93.840 (60057446 UU)	NORTHWESTERN UNIVERSITY	60057446 UU	80,632	-
Trans-NIH Research Support	93.310 (VARIOUS)			8,525,500	740,902
Trans-NIH Research Support	93.310 (VARIOUS)	DUKE UNIVERSITY	VARIOUS	31,645	-
Trans-NIH Research Support	93.310 (VARIOUS)	NEW ENGLAND RESEARCH INSTITUTES	VARIOUS	29,179	-
Trans-NIH Research Support	93.310 (1R03TR003667-01)			65,375	-
Vision Research	93.867 (VARIOUS)	JAEBC CENTER FOR HEALTH		8,576,390	260,966
Vision Research	93.867 (1288910)	RESEARCH	1288910	8,850	-
Vision Research	93.867 (10059382)	IVEENA LLC	10059382	14,981	-
Vision Research	93.867 (100595816)	UNIVERSITY OF SOUTHERN CALIFORNIA	100595816	(23)	-
Vision Research	93.867 (102151281)	BAYLOR COLLEGE OF MEDICINE	102151281	(626)	-
Vision Research	93.867 (113235C)	UNIVERSITY OF CALIFORNIA SAN FRANCISCO	113235C	17,395	-
Vision Research	93.867 (19-868-UU)	WEST VIRGINIA UNIVERSITY	19-868-UU	15,324	-
Vision Research	93.867 (1R43EY031603- SUBAWARD)	GREFFEX INC	1R43EY031603-SUBAWARD	112,129	-
Vision Research	93.867 (1U10EY026869-1)	NYU LANGONE MEDICAL CENTER	1U10EY026869-1	1,760	-

*Award number provided either when ALN is incomplete or in association with Research and Development awards, as required

State of Utah
Schedule of Expenditures of Federal Awards
For the Year Ended June 30, 2022

Federal Agency/Program or Cluster	ALN Number (Award Number)*	Pass-Through Entity	Pass-Through Identification Number	Directly Expended	Provided to Subrecipients
Vision Research	93.867 (20-0560)	BRIGHAM YOUNG UNIVERSITY	20-0560	134,073	-
Vision Research	93.867 (500664-78050)	NORTHEASTERN UNIVERSITY	500664-78050	(822)	-
Vision Research	93.867 (A031507 (A030429))	DUKE UNIVERSITY	A031507 (A030429)	(200)	-
Vision Research	93.867 (R01EY025718)	MEDICAL COLLEGE OF WISCONSIN	R01EY025718	(45)	-
Vision Research	93.867 (R1553)	DARTMOUTH COLLEGE	R1553	60,093	-
Vision Research	93.867 (SUB00000139 (UR FAO GR531951))	UNIVERSITY OF ROCHESTER	SUB00000139 (UR FAO GR531951)	11,679	-
Vision Research	93.867 (VARIOUS)	JOHNS HOPKINS UNIVERSITY	VARIOUS	17,955	-
Vision Research	93.867 (VARIOUS)	UNIVERSITY	VARIOUS	58,109	-
Vision Research	93.867 (1R15EY028732-01A1)	OREGON HEALTH & SCIENCE	VARIOUS	69,300	-
Total Department of Health and Human Services				306,394,969	30,225,853
Department of Homeland Security					
Assistance to Firefighters Grant	97.044 (VARIOUS)	DREXEL UNIVERSITY	VARIOUS	9,186	-
Department of Homeland Security	97 (Various)			695,227	-
Homeland Security Research, Development, Testing, Evaluation, and Demonstration of Technologies Related to Nuclear Threat Detection	97.077 (VARIOUS)			231,699	-
Total Department of Homeland Security				936,112	-
U. S. Agency for International Development					
USAID Foreign Assistance for Programs Overseas	98.001 (VARIOUS)	NATIONAL ACADEMY OF SCIENCES	VARIOUS	33,973	-
	98.001 (USAID)				
USAID Foreign Assistance for Programs Overseas	72026319CA00001	The American University in Cairo	USAID 72026319CA00001	195,646	-
USAID Foreign Assistance for Programs Overseas	98.001 (UNR-17-41)	University of Nevada at Reno	UNR-17-41	20,340	-
Total U. S. Agency for International Development				249,959	-
Miscellaneous					
Miscellaneous	99 (Various)			41,529,679	4,660,415
Miscellaneous	99 (Various)	Ball Aerospace and Technology	Various	211,518	-
Miscellaneous	99 (Various)	Base2 LLC	Various	474,794	-
Miscellaneous	99 (22-SC-0024)	General Dynamics	22-SC-0024	3,177	-
Miscellaneous	99 (Various)	L3Harris Technologies, Inc.	Various	1,230,276	-
Miscellaneous	99 (Various)	Lockheed Martin Space Systems	Various	13,788,127	114,823
	99 (20-SC-0125 / B18- 2017353G010-008)	Misc Private Sources	20-SC-0125 / B18-2017353G010- 008	117,303	-
Miscellaneous	99 (6464)	National Microchip	6464	95,656	-
Miscellaneous	99 (Various)	Raytheon Company	Various	1,618,217	-
Miscellaneous	99 (Various)	Sandia Laboratories	Various	54,414	-
Miscellaneous	99 (SCRA02801 / SBIR N193-A01)	SRC Incorporated	SCRA02801 / SBIR N193-A01	109,090	-
US Consumer Product Safety	99 (VARIOUS)			8,161	-
Total Miscellaneous				59,240,412	4,775,238
Total Research and Development Programs				703,984,574	89,106,251
Department of Agriculture					
Child Nutrition Cluster					
School Breakfast Program	10.553			44,686,735	44,680,187

*Award number provided either when ALN is incomplete or not available or in association with Research and Development awards, as required

State of Utah
Schedule of Expenditures of Federal Awards
For the Year Ended June 30, 2022

Federal Agency/Program or Cluster	ALN Number (Award Number)*	Pass-Through Entity	Pass-Through Identification Number	Directly Expended	Provided to Subrecipients
(COVID-19) National School Lunch Program	10.555			12,013,182	12,013,182
National School Lunch Program	10.555			311,716,731	311,250,625
Special Milk Program for Children	10.556			20,841	20,841
Summer Food Service Program for Children	10.559			1,340,566	1,281,269
Fresh Fruit and Vegetable Program	10.582			3,293,243	3,293,243
Total Child Nutrition Cluster				373,071,298	372,539,347
Food Distribution Cluster					
Commodity Supplemental Food Program	10.565			260,687	-
(COVID-19) Emergency Food Assistance Program (Administrative Costs)	10.568			562,080	562,080
Emergency Food Assistance Program (Administrative Costs)	10.568			944,843	844,843
Emergency Food Assistance Program (Food Commodities)	10.569			12,377,280	12,377,280
Total Food Distribution Cluster				14,144,890	13,784,203
SNAP Cluster					
(COVID-19) Supplemental Nutrition Assistance Program	10.551			267,467,832	-
Supplemental Nutrition Assistance Program	10.551			289,102,434	-
(COVID-19) State Administrative Matching Grants for the Supplemental Nutrition Assistance Program	10.561			1,305,112	-
State Administrative Matching Grants for the Supplemental Nutrition Assistance Program	10.561			22,416,406	-
Total SNAP Cluster				580,291,784	-
Department of Agriculture					
Department of Agriculture	10 (19-CS-11242305-075)			259,989	-
Department of Agriculture	10 (None Provided)			2,943	-
Department of Agriculture	10 (Various)			34,003	3,113
Agricultural Research_Basic and Applied Research	10.001			2,986	-
Plant and Animal Disease, Pest Control, and Animal Care	10.025			627,291	-
Conservation Reserve Program	10.069			8,372	-
Outreach Education and Technical Assistance	10.147			68,135	-
Inspection Grading and Standardization	10.162			36,079	-
Market Protection and Promotion	10.163			70,931	-
Farmers' Market and Local Food Promotion Program	10.168			169,475	1,735
(COVID-19) Specialty Crop Block Grant Program - Farm Bill	10.170			2,470	-
Specialty Crop Block Grant Program - Farm Bill	10.170			313,838	305,965
Sustainable Agriculture Research and Education	10.215	Montana State University	Various	193,334	40,042
Extension Collaborative on Immunization Teaching & Engagement	10.229	eXtension Foundation	EXCL-2021-2093	16,692	-
Regents of the University of California at Riverside					
Homeland Security_Agricultural	10.304	California at Riverside	201603796-06	3,475	-
Homeland Security_Agricultural	10.304	University of California at Davis	A22-1782-5009	21,304	-
Agriculture and Food Research Initiative (AFRI)	10.310			318,585	-
Agriculture and Food Research Initiative (AFRI)	10.310	Oregon State University	C0579A-C	15,472	-
Agriculture and Food Research Initiative (AFRI)	10.310	National 4-H Council	None Provided	15,000	-
Beginning Farmer and Rancher Development Program	10.311			164,605	88,232
Women and Minorities in Science, Technology, Engineering, and Mathematics Fields					
National Food Safety Training, Education, Extension, Outreach, and Technical Assistance Competitive Grants Program	10.318			41,036	-
Crop Protection and Pest Management Competitive Grants Program	10.328	Oregon State University	C0595B-F	1,257	-
Food Insecurity Nutrition Incentive Grants Program	10.329			124,735	-
Agricultural Genome to Phenome Initiative	10.331	Iowa State University	None Provided	167,608	-
	10.332			14,000	-

*Award number provided either when ALN is incomplete or not available or in association with Research and Development awards, as required

State of Utah
Schedule of Expenditures of Federal Awards
For the Year Ended June 30, 2022

Federal Agency/Program or Cluster	ALN Number (Award Number)*	Pass-Through Entity	Pass-Through Identification Number	Directly Expended	Provided to Subrecipients
Veterinary Services Grant Program	10.336	University of Kentucky Research Foundation	3200003633-21-104	6,863	-
Rural Business Development Grant	10.351			66,943	-
Rural Housing Preservation Grants (Beginning Balance)	10.433			1,790,332	-
Rural Housing Preservation Grants (Loans Made)	10.433			-	-
State Mediation Grants	10.435			5,103	-
The Rural Development (RD) Multi-Family Housing Revitalization Demonstration Program (MIPR) (Beginning Balance)	10.447			3,793,992	-
The Rural Development (RD) Multi-Family Housing Revitalization Demonstration Program (MIPR) (Loans Made)	10.447			183,500	-
Cooperative Agreements with States for Intra-state Meat and Poultry Inspection	10.475			1,438,317	-
Cooperative Extension Service	10.500			2,805,460	15,623
Cooperative Extension Service	10.500	University of Nebraska	35-5420-2004-004	2,804	-
Cooperative Extension Service	10.500	Washington State University	134194.G004220	20,506	-
Cooperative Extension Service	10.500	Kansas State University	Various	43,760	-
Cooperative Extension Service	10.500	eXtension Foundation	NTAE-2021-2143	7,559	-
Federal Direct Student Loans	10.500	Washington State University	134194.G004006	32,710	-
Rural Health and Safety Education Competitive Grants Program	10.516			110,229	-
Food and Agriculture Service Learning Program	10.522			22,481	-
Farm and Ranch Stress Assistance Network Competitive Grants Program	10.525			27,655	26,824
Farm and Ranch Stress Assistance Network Competitive Grants Program	10.525	Washington State University	139244.G004275	101,523	-
Child Nutrition-Technology Innovation Grant	10.541			320,531	320,531
Special Supplemental Nutrition Program for Women, Infants, and Children (COVID-19) Child and Adult Care Food Program	10.557			36,594,599	34,637,995
Child and Adult Care Food Program	10.558			1,376,095	1,376,095
State Administrative Expenses for Child Nutrition	10.558			2,463,820	2,258,957
WIC Grants to States (WGS)	10.560			2,740,836	-
Child Nutrition Discretionary Grants Limited Availability (COVID-19) Pandemic EBT Administrative Costs	10.578			2,255,767	282,084
(COVID-19) PEBT Grants to States	10.649			353,883	353,883
Cooperative Forestry Assistance	10.649			3,071	3,071
Forest Products Lab: Technology Marketing Unit (TMU)	10.664			1,119,616	-
Urban and Community Forestry Program	10.675			3,505,787	378,177
Forest Legacy Program	10.676			103,818	-
Forest Health Protection	10.680			269,705	-
Good Neighbor Authority	10.691			75,904	-
Partnership Agreements	10.699			11,750	-
Partnership Agreements	10.699	HistoriCorps	None Provided	2,311,418	-
Partnership Agreements	10.699	The Corps Network	VARIOUS	477,340	-
Cooperative Fire Protection Agreement	10.703			11,625	-
Rural Economic Development Loans and Grants	10.854			166,736	-
Distance Learning and Telemedicine Loans and Grants	10.855			50,750	-
Soil and Water Conservation	10.902			19,263	-
Environmental Quality Incentives Program	10.912			(4,752)	-
Environmental Quality Incentives Program	10.912	Juniper Environmental, LLC	4004	398,499	-
Regional Conservation Partnership Program	10.932			144,933	-
				493	-
				52,855	-
Total Department of Agriculture				1,035,485,666	426,415,877
Department of Commerce					
Economic Development Cluster Investments for Public Works and Economic Development Facilities (COVID-19) Economic Adjustment Assistance	11.300			171,404	-
	11.307	Utah Tech	ED20DEN3070039	169,825	-

*Award number provided either when ALN is incomplete or in association with Research and Development awards, as required

State of Utah
Schedule of Expenditures of Federal Awards
For the Year Ended June 30, 2022

Federal Agency/Program or Cluster	ALN Number (Award Number)*	Pass-Through Entity	Pass-Through Identification Number	Directly Expended	Provided to Subrecipients
(COVID-19) Economic Adjustment Assistance	11.307			404,436	50,000
Economic Adjustment Assistance	11.307			1,242,391	98,633
Total Economic Development Cluster				1,988,056	148,633
Department of Commerce	11 (VARIOUS)			238,389	-
Department of Commerce	11 (S2017-0132;)	Synoptic Data Corp.	S2017-0132;	316,818	-
BUILD TO SCALE	11.024			269,362	-
Economic Development_Technical Assistance	11.303			109,044	-
Climate and Atmospheric Research	11.431			(561)	-
Climate and Atmospheric Research	11.431	University Corporation for Atmospheric Research (UCAR)	SUBAWD002238	25,956	-
Manufacturing Extension Partnership	11.611			1,827,309	1,149,173
Total Department of Commerce				4,774,373	1,297,806
Department of Defense					
Department of Defense	12 (VARIOUS)			95,769	-
Department of Defense	12 (10057563)	NEVADA NANOTECH SYSTEMS INC UNIVERSITY OF CALIFORNIA SAN	10057563	137,149	-
Department of Defense	12 (CS-2018-0009)	FRANCISCO	CS-2018-0009	128,796	-
Department of Defense	12 (D16PC00183-UTAH)	RNET TECHNOLOGIES INC	D16PC00183-UTAH	80,241	-
Department of Defense	12 (NONE)	ONCOLEXIS THERAPEUTICS INC WESTERN INSTITUTE FOR	NONE	53,740	-
Department of Defense	12 (NONE)	BIOMEDICAL RESH	NONE	11,650	-
Department of Defense	12 (MON001-S-016-07)	DZYNE Technologies	MON001-S-016-07	17,093	-
Department of Defense	12 (Agreement)	AnalySwift, LLC	Agreement	19,721	-
Department of Defense	12 (VARIOUS)	Edaptive Computing Inc.	VARIOUS	23,539	-
Department of Defense	12 (Agreement)	ElectraFly, LLC	Agreement	10,990	-
Department of Defense	12 (HDOMWR-22-D-0001)			51,398	-
Procurement Technical Assistance For Business Firms	12.002			653,974	-
Community Economic Adjustment Assistance for Responding to Threats to the Resilience of a Military Installation	12.003	Utah Advanced Materials and Manufacturing Initiative	006UDMC 1.5-WEBER STATE UNIVERSITY	40,000	-
State Memorandum of Agreement Program for the Reimbursement of Technical Services	12.113			328,706	-
Basic and Applied Scientific Research	12.300	NATIONAL MARROW DONOR PROGRAM	VARIOUS	17,619	-
ROTC Language and Culture Training Grants	12.357	INSTITUTE OF INTERNATIONAL EDUCATION	VARIOUS	369,204	-
Military Construction, National Guard	12.400			3,303,011	-
National Guard Military Operations and Maintenance (O&M) Projects	12.401			37,027,948	-
Military Medical Research and Development	12.420	UNIVERSITY OF MICHIGAN	578015	72	-
Special Assistance	12.600	Utah Advanced Materials and Manufacturing Initiative	010 UDMC Task 3.2-C2CF	1,362,921	-
Special Assistance	12.600			58,637	-
Community Economic Adjustment Assistance for Compatible Use and Joint Land Use Studies	12.610			-	-
Economic Adjustment Assistance for State Governments	12.617			211,254	80,955
Basic, Applied, and Advanced Research in Science and Engineering Legacy Resource Management Program	12.630	Environmental Council of States	ITRC-16-UT	1,893	-
	12.632			35,650	-
Total Department of Defense				44,040,975	80,955

*Award number provided either when ALN is incomplete or not available or in association with Research and Development awards, as required

State of Utah
Schedule of Expenditures of Federal Awards
For the Year Ended June 30, 2022

Federal Agency/Program or Cluster	ALN Number (Award Number)*	Pass-Through Entity	Pass-Through Identification Number	Directly Expended	Provided to Subrecipients
Department of Housing and Urban Development					
Housing Counseling Assistance Program	14.169			32,729	-
(COVID-19) Community Development Block Grants/State's Program and Non-Entitlement Grants in Hawaii	14.228			3,833,700	3,754,031
Community Development Block Grants/State's Program and Non-Entitlement Grants in Hawaii	14.228			4,664,167	4,394,171
Rental Housing Rehabilitation (Beginning Balance)	14.230			250,933	-
Rental Housing Rehabilitation (Loans Made)	14.230			-	-
(COVID-19) Emergency Solutions Grant Program	14.231			6,935,877	6,609,528
Emergency Solutions Grant Program	14.231			1,335,886	1,100,456
Home Investment Partnerships Program	14.239			4,221,021	5,000
Home Investment Partnerships Program (New Loans Made)	14.239			4,642,222	-
Home Investment Partnerships Program (Starting Balance)	14.239			79,864,193	-
Housing Opportunities for Persons with AIDS	14.241			319,642	311,449
Continuum of Care Program	14.267			416,878	-
Housing Trust Fund	14.275			88,271	-
Housing Trust Fund (Beginning Balance)	14.275			9,782,766	-
Housing Trust Fund (Loans Made)	14.275			1,699,906	-
Fair Housing Assistance Program, State and Local	14.401			120,000	-
Total Department of Housing and Urban Development				118,208,191	16,174,635
Department of the Interior					
Fish and Wildlife Cluster					
Sport Fish Restoration	15.605			6,856,599	-
Wildlife Restoration and Basic Hunter Education	15.611			19,616,310	-
Wildlife Restoration and Basic Hunter Education	15.611	State of Alaska Department of Fish and Game	19-146	52,790	-
Wildlife Restoration and Basic Hunter Education	15.611	Department of Wildlife	Various	61,346	-
Wildlife Restoration and Basic Hunter Education	15.611	State of Idaho Department of Fish and Game	None Provided	7,809	-
Wildlife Restoration and Basic Hunter Education	15.611	State of Montana Fish, Wildlife and Parks	21-0126	13,075	-
Wildlife Restoration and Basic Hunter Education	15.611	State of North Dakota	F16AF00613	13,069	-
Wildlife Restoration and Basic Hunter Education	15.611	Wyoming Game and Fish Department	3342	4,571	-
Total Fish and Wildlife Cluster				26,625,569	-
BIA/BIE Cross-Cutting Section	15 (140L0618D0061)			114,408	-
Department of the Interior	15 (No Award Number)			105,468	-
Department of the Interior	15 (VARIOUS)			9,555	-
Department of the Interior	15 (None Provided)	Grand Staircase Escalante Partners	None Provided	437	-
Department of the Interior	15 (18FCUT-2280)			27,205	-
Cultural and Paleontological Resources Management	15.224			314,789	-
Recreation Resource Management	15.225			33,965	-
BLM Wildland Urban Interface Community Fire Assistance	15.228			53,126	-
Fish, Wildlife and Plant Conservation Resource Management	15.231			156,015	-
Forests and Woodlands Resource Management	15.233			10,893,318	-
Environmental Quality and Protection Resource Management	15.236			480,622	-
Rangeland Resource Management	15.237			4,661	-
BLM Youth Conservation	15.243			650,510	-
Fisheries and Aquatic Resources Management	15.244			60,875	-

*Award number provided either when ALN is incomplete or not available or in association with Research and Development awards, as required

State of Utah
 Schedule of Expenditures of Federal Awards
 For the Year Ended June 30, 2022

Federal Agency/Program or Cluster	ALN Number (Award Number)*	Pass-Through Entity	Pass-Through Identification Number	Directly Expended	Provided to Subrecipients
Wildlife Resource Management	15.247			148,101	-
National Landscape Conservation System	15.248			13,296	-
Regulation of Surface Coal Mining and Surface Effects of Underground Coal Mining	15.250			1,936,803	-
Abandoned Mine Land Reclamation (AMLR)	15.252			2,919,136	-
Federal Oil and Gas Royalty Management State and Tribal Coordination	15.427			567,123	-
Small Reclamation Projects	15.503			183	-
Title XVI Water Reclamation and Reuse	15.504			632,785	-
WaterSMART (Sustaining and Manage America's Resources for Tomorrow)	15.507			68,544	-
Title II, Colorado River Basin Salinity Control	15.509			104,125	-
Cultural Resources Management	15.511			110,149	-
Fish and Wildlife Coordination Act	15.517			125,509	-
Recreation Resources Management	15.524			3,783,309	-
Upper Colorado and San Juan River Basins Endangered Fish Recovery	15.529			1,337,211	-
Upper Colorado River Basin Fish and Wildlife Mitigation	15.535			216,396	-
Desert and Southern Rockies Landscape Conservation Cooperatives	15.557			19,598	-
Fish and Wildlife Management Assistance	15.608			692,846	-
Cooperative Endangered Species Conservation Fund	15.615			180,291	-
Clean Vessel Act	15.616			203,385	-
State Wildlife Grants	15.634			775,853	-
Migratory Bird Joint Ventures	15.637	Western Association of Fish & Wildlife Agencies	None Provided	5,007	-
National Wildlife Refuge System Enhancements	15.654			80,709	-
Migratory Bird Monitoring, Assessment and Conservation	15.655			15,856	-
Cooperative Ecosystem Studies Units	15.678			16,679	-
U.S. Geological Survey_ Research and Data Collection	15.808			1,081,890	-
National Cooperative Geologic Mapping	15.810			451,598	20,000
National Geological and Geophysical Data Preservation	15.814			74,792	-
Volcano Hazards Program Research and Monitoring	15.818			418,353	-
Historic Preservation Fund Grants-In-Aid	15.904			801,318	127,005
Outdoor Recreation_ Acquisition, Development and Planning	15.916			791,102	-
Save America's Treasures	15.929			57,185	-
Conservation Activities by Youth Service Organizations	15.931			262,111	12,375
Natural Resource Stewardship	15.944			4,376	-
Cooperative Research and Training Programs – Resources of the National Park System	15.945			1,676,543	-
Cooperative Research and Training Programs – Resources of the National Park System	15.945	Michigan State University	PO#302503	8,400	-
National Park Service Conservation, Protection, Outreach, and Educator	15.954			37,423	-
National Ground-Water Monitoring Network	15.980			18,465	-
Total Department of the Interior				59,167,173	159,380
Department of Justice					
Department of Justice	16 (FY22 JLEOTFSA)			3,613	-
Department of Justice	16 (various)			4,696,803	-
Department of Justice	16 (NONE)	ASIAN ASSOCIATION OF UTAH	NONE	8,400	-
Department of Justice	16 (None Provided)	National 4-H Council	None Provided	(1,101)	-
Sexual Assault Services Formula Program	16.017			401,760	380,226
(COVID-19) Coronavirus Emergency Supplemental Funding Program	16.034			2,045,817	1,981,306
Strengthening the Medical Examiner - Coroner System	16.037			851	-
Services for Trafficking Victims	16.320			273,786	-
Grants to Reduce Domestic Violence, Dating Violence, Sexual Assault, and Stalking on Campus	16.525			139,404	34,462

*Award number provided either when ALN is incomplete or not available or in association with Research and Development awards, as required

State of Utah
Schedule of Expenditures of Federal Awards
For the Year Ended June 30, 2022

Federal Agency/Program or Cluster	ALN Number (Award Number)*	Pass-Through Entity	Pass-Through Identification Number	Directly Expended	Provided to Subrecipients
Education, Training, and Enhanced Services to End Violence Against and Abuse of Women with Disabilities	16.529			29,427	-
Juvenile Justice and Delinquency Prevention Allocation to States	16.540			419,754	205,816
Missing Children's Assistance	16.543			441,943	-
State Justice Statistics Program for Statistical Analysis Centers	16.550			50,068	-
National Criminal History Improvement Program (NCHIP)	16.554			590,049	590,049
National Institute of Justice Research, Evaluation, and Development Project Grants	16.560			74,715	74,715
Crime Victim Assistance	16.575			21,680,549	20,748,266
Crime Victim Compensation	16.576			1,875,765	-
Crime Victim Assistance/Discretionary Grants	16.582			704,675	125,317
Crime Victim Assistance/Discretionary Grants	16.582	International Association of Chiefs of Police	2019V3GXK007	12,810	-
Drug Court Discretionary Grant Program	16.585			269,877	199,084
Violence Against Women Formula Grants	16.588			1,809,399	168,606
Rural Domestic Violence, Dating Violence, Sexual Assault, and Stalking Assistance Program	16.589	Utah Domestic Violence Coalition	15J0VW-21-GG-0082-RURA	33,232	-
Residential Substance Abuse Treatment for State Prisoners	16.593			152,316	145,341
Corrections Training and Staff Development	16.601			91,515	-
Juvenile Mentoring Program	16.726			306,209	-
Juvenile Mentoring Program	16.726	National 4-H Council	Various	72,556	-
Edward Byrne Memorial Justice Assistance Grant Program	16.738			1,020,605	904,533
DNA Backlog Reduction Program	16.741			839,864	-
Paul Coverdell Forensic Sciences Improvement Grant Program	16.742			252,615	86,870
Edward Byrne Memorial Competitive Grant Program	16.751			57,273	57,273
Harold Rogers Prescription Drug Monitoring Program	16.754			704,301	62,810
Improving the Investigation and Prosecution of Child Abuse and the Regional and Local Children's Advocacy Centers	16.758	National Children's Alliance	VARIOUS	186,238	77,000
Improving the Investigation and Prosecution of Child Abuse and the Regional and Local Children's Advocacy Centers	16.758			22,666	-
Second Chance Act Reentry Initiative	16.812			269,648	-
Second Chance Act Community-based Reentry Program	16.812	MULTNOMAH COUNTY DEPT OF COMM JUSTICE	DCJ-HGA-E-12968-2021	73,229	-
NICS Act Record Improvement Program	16.813			40,884	40,884
John R. Justice Prosecutor's and Defenders Incentive Act	16.816			37,146	-
National Sexual Assault Kit Initiative	16.833			358,145	-
Opioid Affected Youth Initiative	16.842			175,003	-
Equitable Sharing Program	16.922			135,897	-
Total Department of Justice				40,357,706	25,882,558
Department of Labor					
Employment Service Cluster					
Employment Service/Wagner-Peyser Funded Activities	17.207			7,035,679	-
Employment Service/Wagner-Peyser Funded Activities	17.207	The Colorado Department of Labor and Employment	VARIOUS	468,799	-
Employment Service/Wagner-Peyser Funded Activities	17.207	Minnesota Department of Employment and Economic Development	VARIOUS	259,394	-
Disabled Veterans Outreach Program (DyOP)	17.801			814,963	-
Total Employment Service Cluster				8,578,835	-
WIOA Cluster					

*Award number provided either when ALN is incomplete or not available or in association with Research and Development awards, as required

State of Utah
Schedule of Expenditures of Federal Awards
For the Year Ended June 30, 2022

Federal Agency/Program or Cluster	ALN Number (Award Number)*	Pass-Through Entity	Pass-Through Identification Number	Directly Expended	Provided to Subrecipients
WIOA Adult Program	17.258	-	-	4,224,180	-
WIOA Youth Activities	17.259	-	-	3,000,744	-
WIOA Dislocated Worker Formula Grants	17.278	-	-	3,221,801	-
Total WIOA Cluster				10,446,725	-
Department of Labor	17 (VARIOUS)			259,889	-
Labor Force Statistics	17.002	-	-	1,092,592	-
Compensation and Working Conditions	17.005	-	-	98,900	-
(COVID-19) Unemployment Insurance	17.225	-	-	10,588,135	-
State Funded Unemployment Insurance	17.225	-	-	141,677,832	-
Unemployment Insurance	17.225	-	-	29,881,765	33,972
Senior Community Service Employment Program	17.235	-	-	407,853	407,853
Trade Adjustment Assistance	17.245	-	-	491,364	-
H-1B Job Training Grants	17.268	-	-	807,030	-
H-1B Job Training Grants	17.268	-	WTIA Workforce Institute	320,485	122,668
Work Opportunity Tax Credit Program (WOTC)	17.271	-	-	204,654	-
Temporary Labor Certification for Foreign Workers	17.273	-	-	401,893	-
Youthbuild	17.274	-	-	509,223	-
Apprenticeship USA Grants	17.285	-	-	311,440	-
Occupational Safety and Health State Program	17.503	-	-	1,714,700	-
Consultation Agreements	17.504	-	-	704,400	-
Mine Health and Safety Grants	17.600	-	-	218,831	-
Local Veterans' Employment Representative Program	17.804	-	-	165,677	-
Total Department of Labor				208,882,223	564,493
Department of State					
Academic Exchange Programs - Undergraduate Programs	19.009	-	WORLD LEARNING	5,310	-
Energy Governance and Reform Programs	19.027	-	CBPSA20-UU01	251,182	81,814
Professional and Cultural Exchange Programs - Citizen Exchanges	19.415	-	-	20,000	-
Total Department of State				276,492	81,814
Department of Transportation					
Federal Transit Cluster					
Bus and Bus Facilities Formula Program	20.526	-	-	229,286	229,286
Total Federal Transit Cluster				229,286	229,286
FMCSA Cluster					
Motor Carrier Safety Assistance	20.218	-	-	3,155,895	-
Motor Carrier Safety Assistance High Priority Activities Grants and Cooperative Agreements	20.237	-	-	487,162	-
Total FMCSA Cluster				3,643,057	-
Highway Planning and Construction Cluster					
(COVID-19) Highway Planning and Construction	20.205	-	-	5,643,464	-
Highway Planning and Construction	20.205	-	IOWA DEPARTMENT OF TRANSPORTATION	346,269,449	6,099,161
Highway Planning and Construction	20.205	-	TPF-5 (435)	90,430	-
Recreational Trails Program	20.219	-	-	1,218,065	-
Total				353,221,408	6,099,161
Highway Safety Cluster					
State and Community Highway Safety	20.600	-	-	2,633,466	546,192

*Award number provided either when ALN is incomplete or not available or in association with Research and Development awards, as required

State of Utah
 Schedule of Expenditures of Federal Awards
 For the Year Ended June 30, 2022

Federal Agency/Program or Cluster	ALN Number (Award Number)*	Pass-Through Entity	Pass-Through Identification Number	Directly Expended	Provided to Subrecipients
National Priority Safety Programs	20.616			2,220,228	443,875
Total Highway Safety Cluster				4,853,694	990,067
Transit Services Programs Cluster					
Enhanced Mobility of Seniors and Individuals with Disabilities	20.513			3,490,389	2,521,268
Total Transit Services Programs Cluster				3,490,389	2,521,268
Department of Transportation	20 (1073-03-ADDX-UUV-500310)	ADDX	1073-03-ADDX-UUV-500310	19,572	-
Department of Transportation	20 (DTNH2215C00030)			4,839,445	94,463
Department of Transportation	20 (NITC2016-UU-29(1454))	PORTLAND STATE UNIVERSITY	NITC2016-UU-29(1454)	30,726	-
(COVID-19) Airport Improvement Program	20.106			3,913	-
Airport Improvement Program	20.106			243,016	-
Aircraft Pilots Workforce Development Grant Program	20.111			62,511	-
Highway Research and Development Program	20.200			587,598	-
Highway Training and Education	20.215			173,701	-
Commercial Driver's License Program Improvement Grant	20.232			13,073	-
Metropolitan Transportation Planning and State and Non-Metropolitan Planning and Research	20.505			1,280,875	1,232,454
(COVID-19) Formula Grants for Rural Areas	20.509			7,405,118	7,355,701
Formula Grants for Rural Areas	20.509			5,572,706	3,969,110
Rail Fixed Guideway Public Transportation System State Safety Oversight Formula Grant Program	20.528			352,982	-
National Highway Traffic Safety Administration (NHTSA) Discretionary Safety Grants	20.614			82,003	-
Pipeline Safety Program State Base Grant	20.700			336,596	-
Interagency Hazardous Materials Public Sector Training and Planning Grants	20.703			213,089	18,122
National Infrastructure Investments	20.933			1,109	-
Total Department of Transportation				386,655,867	22,509,632
Department of the Treasury					
(COVID-19) Coronavirus State and Local Fiscal Recovery Funds	21.027			519,348,263	68,655,140
(COVID-19) Coronavirus Relief Fund	21.019			39,639,378	8,933,362
(COVID-19) Coronavirus Relief Fund	21.019	SALT LAKE COUNTY UT	VARIOUS	(3,682)	-
(COVID-19) Coronavirus Relief Fund - Interest earned on advanced funds	21.019			373,335	-
(COVID-19) Coronavirus Relief Fund (FEMA Cost Swap)	21.019			99,051,377	-
(COVID-19) Relief Fund - Beginning Loan Balance	21.019			9,690,210	-
(COVID-19) Emergency Rental Assistance Program	21.023			103,620,176	1,579,833
(COVID-19) Emergency Rental Assistance Program	21.023	Davis County	VARIOUS	12,097,012	2,471,101
(COVID-19) Emergency Rental Assistance Program	21.023	Salt Lake City	VARIOUS	5,809,081	88,579
(COVID-19) Emergency Rental Assistance Program	21.023	Salt Lake County	VARIOUS	31,102,906	359,593
(COVID-19) Emergency Rental Assistance Program	21.023	Utah County	VARIOUS	16,322,471	191,506
(COVID-19) Homeowner Assistance Fund	21.026			40,351	-
Total Department of the Treasury				837,090,878	80,055,114
Equal Employment Opportunity Commission					
Employment Discrimination, Title VII of the Civil Rights Act of 1964	30.001			384,000	-
Total Equal Employment Opportunity Commission				384,000	-
General Services Administration					
Donation of Federal Surplus Personal Property	39.003			593,905	-
Total General Services Administration				593,905	-

*Award number provided either when ALN is incomplete or not available or in association with Research and Development awards, as required

State of Utah
 Schedule of Expenditures of Federal Awards
 For the Year Ended June 30, 2022

Federal Agency/Program or Cluster	ALN Number (Award Number)*	Pass-Through Entity	Pass-Through Identification Number	Directly Expended	Provided to Subrecipients
National Aeronautics & Space Administration					
National Aeronautics and Space Administration	43 (Various)	University of Utah	Various	39,686	-
Science	43.001			4,636	-
Education	43.008			35,479	-
Space Technology	43.012	MICHIGAN TECHNOLOGICAL UNIVERSITY	1607060Z10	321,143	33,287
Total National Aeronautics & Space Administration				400,944	33,287
National Foundation on the Arts and the Humanities					
(COVID-19) Promotion of the Arts, Grants to Organizations and Individuals	45.024			25,483	-
Promotion of the Arts, Grants to Organizations and Individuals	45.024			79,978	-
(COVID-19) Promotion of the Arts, Partnership Agreements	45.025			788,100	788,100
Promotion of the Arts, Partnership Agreements	45.025			758,907	534,107
Promotion of the Humanities, Federal/State Partnership	45.129	Utah Humanities Council	12021 5023 106 2125	9,997	-
Promotion of the Humanities, Division of Preservation and Access	45.149			94,983	-
Promotion of the Humanities, Teaching and Learning Resources and Curriculum Development	45.162			36,295	-
Promotion of the Humanities, Professional Development	45.163			123,362	-
Promotion of the Humanities Public Programs	45.164			60,587	-
(COVID-19) Promotion of the Humanities, Office of Digital Humanities	45.169			(62,599)	-
Promotion of the Humanities, Office of Digital Humanities	45.169			182,189	-
(COVID-19) Grants to States	45.310			2,332,231	2,052,245
Grants to States	45.310			2,053,893	701,528
National Leadership Grants	45.312			219,084	124,931
Total National Foundation on the Arts and the Humanities				6,702,490	4,200,911
National Science Foundation					
Engineering Grants	47.041			26,681	-
Geosciences	47.050			2,677	-
Education and Human Resources	47.076			740,977	42,954
Education and Human Resources	47.076	ARIZONA STATE UNIVERSITY Lorraine County Community College	CC0342-PG08675-22-64/SUB	628	-
STEM Education	47.076		LCCCI-201180	4,622	-
Total National Science Foundation				775,585	42,954
Small Business Administration					
Small Business Development Centers	59.037			1,728,657	1,101,480
(COVID-19) Shuttered Venue Operators Grants	59.075			7,962,813	-
Total Small Business Administration				9,691,470	1,101,480
Department of Veterans Affairs					
Department of Veterans Affairs	64 (None Provided)			5,061	-
Department of Veterans Affairs	64 (660-C64019)			43,805	-
Department of Veterans Affairs	64 (V101 (223C) P-5459)			208,218	-
Department of Veterans Affairs	64 (VARIOUS)			13,257,408	-
Department of Veterans Affairs	64 (642D16091)			22,660	-
Veterans Prescription Service	64.012			153,625	153,625
(COVID-19) Veterans State Nursing Home Care	64.015			3,773,154	3,773,154
Veterans State Nursing Home Care	64.015			41,432,561	41,432,561
VA Assistance to United States Paralympic Integrated Adaptive Sports Program	64.034			438,447	-

*Award number provided either when ALN is incomplete or in association with Research and Development awards, as required

State of Utah
Schedule of Expenditures of Federal Awards
For the Year Ended June 30, 2022

Federal Agency/Program or Cluster	ALN Number (Award Number)*	Pass-Through Entity	Pass-Through Identification Number	Directly Expended	Provided to Subrecipients
Burial Expenses Allowance for Veterans	64.101			364,234	-
State Cemetery Grants	64.203			550,589	-
Total Department of Veterans Affairs				60,249,762	45,359,340
Environmental Protection Agency					
Clean Water State Revolving Fund (CWSRF) Cluster					
Capitalization Grants for Clean Water State Revolving Funds	66.458			22,431,609	4,471,647
Total Clean Water State Revolving Fund (CWSRF) Cluster				22,431,609	4,471,647
Drinking Water State Revolving Fund (DWSRF) Cluster					
Capitalization Grants for Drinking Water State Revolving Funds	66.468			11,662,220	8,647,045
Total Drinking Water State Revolving Fund (DWSRF) Cluster				11,662,220	8,647,045
Environmental Protection Agency	66 (022602A)	IOWA STATE UNIVERSITY	022602A	32,534	-
Surveys, Studies, Research, Investigations, Demonstrations, and Special Purpose Activities Relating to the Clean Air Act	66.034			793,738	19,998
National Clean Diesel Emissions Reduction Program	66.039			692,453	-
State Clean Diesel Grant Program	66.040			39,931	-
Congressionally Mandated Projects	66.202			2,346,039	18,684
Multipurpose Grants to States and Tribes	66.204			2,939	-
Water Pollution Control State, Interstate, and Tribal Program Support	66.419			196,013	-
State Underground Water Source Protection	66.433			101,321	-
Lead Testing in School and Child Care Program	66.444			140,409	-
Water Quality Management Planning	66.454			205	-
Nonpoint Source Implementation Grants	66.460			1,016,013	225,262
Regional Wetland Program Development Grants	66.461			298,083	4,432
Performance Partnership Grants	66.605			7,423,473	96,770
Environmental Information Exchange Network Grant Program and Related Assistance	66.608			164,335	-
Consolidated Pesticide Enforcement Cooperative Agreements	66.700			639,409	-
Research, Development, Monitoring, Public Education, Outreach, Training, Demonstrations, and Studies	66.716	eXtension Foundation	Various	10,294	-
Superfund State, Political Subdivision, and Indian Tribe Site-Specific Cooperative Agreements	66.802			447,320	-
Underground Storage Tank Prevention, Detection and Compliance Program	66.804			387,797	-
Leaking Underground Storage Tank Trust Fund Corrective Action Program	66.805			719,247	-
Solid Waste Management Assistance Grants	66.808			6,435	-
Alternative or Innovative Treatment Technology Research, Demonstration, Training, and Hazardous Substance Research Grants	66.813	Environmental Council of States	ITRC-16-UT	1,893	-
State and Tribal Response Program Grants	66.817			547,970	-
Targeted Air Sheds Grant Program	66.956			185,903	93,337
Superfund State and Indian Tribe Combined Cooperative Agreements	66.961			1,032,458	-
Total Environmental Protection Agency				51,320,041	13,577,175
Nuclear Regulatory Commission					
U.S. Nuclear Regulatory Commission Scholarship and Fellowship Program	77.008			74,516	-
Total Nuclear Regulatory Commission				74,516	-
Department of Energy					
Department of Energy	81 (VARIOUS)			446,051	-
Department of Energy	81 (VARIOUS)	HIFUNDA LLC	VARIOUS	105,259	-
Department of Energy	81 (244365)	Battelle Energy Alliance, LLC	244365	4,500	-

*Award number provided either when ALN is incomplete or not available or in association with Research and Development awards, as required

State of Utah
Schedule of Expenditures of Federal Awards
For the Year Ended June 30, 2022

Federal Agency/Program or Cluster	ALN Number (Award Number)*	Pass-Through Entity	Pass-Through Identification Number	Directly Expended	Provided to Subrecipients
Department of Energy	81 (2224029)			937	-
State Energy Program	81.041			669,327	53,208
State Energy Program Loans - Beginning Loan Balance	81.041			987,973	-
Weatherization Assistance for Low-Income Persons	81.042			2,573,038	2,178,608
Office of Science Financial Assistance Program	81.049	University of Wisconsin-Madison	831K530	11,527	-
Environmental Remediation and Waste Processing and Disposal	81.104			1,242	-
Transport of Transuranic Wastes to the Waste Isolation Pilot Plant: States and Tribal Concerns, Proposed Solutions	81.106	Western Governor's Association	30-312-08 WIPP	20,248	-
Energy Efficiency and Renewable Energy Information Dissemination, Outreach, Training and Technical Analysis/Assistance	81.117			208,900	-
State Energy Program Special Projects	81.119			-	-
Nuclear Energy Research, Development and Demonstration	81.121			161,322	-
Long-Term Surveillance and Maintenance	81.136			242,444	-
Miscellaneous Federal Assistance Actions	81.502	Environmental Council of States	ITRC-16-UT	1,893	-
Total Department of Energy				5,434,661	2,231,816
Department of Education					
Special Education Cluster (IDEA)					
Special Education_Grants to States	84.027			115,419,844	107,099,917
Special Education_Grants to States	84.027	Iowa Department of Education	Various	13,233	-
Special Education_Grants to States	84.027	Kentucky Department of Education	PON2 540 2100002402	111,547	-
		Montana Office of Public Instruction			
Special Education_Grants to States	84.027	New Hampshire Department of Education	10942	178,907	-
Special Education_Grants to States	84.027	Education	None Provided	1,833	-
Special Education_Grants to States	84.027	Oklahoma State Department of Education	PO 2659019692	173,027	-
Special Education_Grants to States	84.027	Oregon Department of Education	Various	97,490	-
Special Education_Grants to States	84.027	State of Arizona Department of Education	Various	434,234	-
Special Education_Grants to States	84.027	State of Idaho Department of Education	Various	114,314	-
Special Education_Grants to States	84.027	State of New Mexico Department of Education	Various	312,736	-
Special Education_Grants to States	84.027	State of Wyoming Department of Education	213719	137,718	-
Special Education_Grants to States	84.027	Nebraska Department of Education	42031	321,272	-
Special Education_Grants to States	84.027	Office of Superintendent of Public Instruction	20220356	7,844	-
Special Education_Grants to States	84.027	Wisconsin Dept. of Public Instruction	PO 5002021115	5,251	-
Special Education_Preschool Grants (COVID-19) Special Education_Grants to States	84.173			3,402,477	3,402,477
(COVID-19) Special Education_Preschool Grants	84.027X			4,306,342	4,306,342
Total Special Education Cluster (IDEA)	84.173X			359,462	359,462
				125,397,531	115,168,198
Student Financial Assistance Programs					

*Award number provided either when ALN is incomplete or not available or in association with Research and Development awards, as required

State of Utah
Schedule of Expenditures of Federal Awards
For the Year Ended June 30, 2022

Federal Agency/Program or Cluster	ALN Number (Award Number)*	Pass-Through Entity	Pass-Through Identification Number	Directly Expended	Provided to Subrecipients
Federal Supplemental Educational Opportunity Grants	84.007			3,382,955	-
Federal Work-Study Program	84.033			2,046,238	-
Federal Perkins Loan Program	84.038			29,907	-
Perkins Loan Program - Beginning Loan Balance	84.038			17,178,845	-
Perkins Loan Program - Loans made	84.038			-	-
Federal Pell Grant Program	84.063			147,553,523	-
Federal Direct Student Loans	84.268			298,154,768	-
Teacher Education Assistance for College and Higher Education Grants (TEACH Grants)	84.379			71,170	-
Federal Supplemental Educational Opportunity Grants	84.007A			975,968	-
Federal Work-Study Program	84.033A			1,001,722	-
Federal Work-Study Program	84.033B			1,864,249	-
Federal Pell Grant Program	84.063P			49,685,933	-
Total Student Financial Assistance Programs				521,945,278	-
<hr/>					
TRIO Cluster					
TRIO_Student Support Services	84.042			1,419,814	-
TRIO_Talent Search	84.044			1,328,229	-
TRIO_Upward Bound	84.047			2,201,885	-
TRIO_Student Support Services	84.063			385,628	-
TRIO_Student Support Services	84.042A			2,188,673	-
TRIO_Talent Search	84.044A			566,843	-
TRIO_Upward Bound	84.047A			1,374,664	-
TRIO_Upward Bound	84.047V			386,599	-
TRIO_Educational Opportunity Centers	84.066A			244,917	34,191
Total TRIO Cluster				10,097,252	34,191
<hr/>					
Department of Education	84 (VARIOUS)			179,199	-
Department of Education	84 (CEEDAR)	UNIVERSITY OF FLORIDA	CEEDAR	23,328	-
Department of Education	84 (None Provided)	Chinawa Indian School	None Provided	1,868	-
Department of Education	84 (652-20-2026)	Kansas Department of Education	652-20-2026	286,912	-
Department of Education	84 (None Provided)	San Juan School District	None Provided	58	-
Adult Education - Basic Grants to States	84.010			4,024,189	3,399,156
Title I Grants to Local Educational Agencies	84.010			82,919,945	81,175,690
Migrant Education_ State Grant Program	84.011			1,003,568	817,471
<hr/>					
Title I State Agency Program for Neglected and Delinquent Children and Youth	84.013			1,095,022	873,295
Higher Education_Institutional Aid	84.031			332,220	-
Federal Family Education Loans Reinsurance - Beginning Guarantee Amount	84.032			562,009,375	-
Federal Family Education Loans Reinsurance - Guarantees Made	84.032			11,774,405	-
STUDENT LOAN GUARANTEE PROGRAM FEES	84.032			603,982	-
STUDENT LOAN PURCHASE PROGRAM, NET	84.032			(16,798,837)	-
Perkins Loan Cancellations	84.037			44,215	-
Career and Technical Education -- Basic Grants to States	84.048	USBE	GT-USBE-9418	109,870	-
Career and Technical Education -- Basic Grants to States	84.048			15,908,662	14,748,376
<hr/>					
Career and Technical Education -- Basic Grants to States	84.048	Box Elder County School District	None Provided	(4,913)	-
Career and Technical Education -- Basic Grants to States	84.048	San Juan School District	None Provided	(2,065)	-
Special Education--Grants for Infants and Families	84.181			452,835	415,742
<hr/>					
Special Education--Grants for Infants and Families	84.181	Alabama Department of Rehabilitation Services	C20870060	1,515	-

*Award number provided either when ALN is incomplete or not available or in association with Research and Development awards, as required

State of Utah
Schedule of Expenditures of Federal Awards
For the Year Ended June 30, 2022

Federal Agency/Program or Cluster	ALN Number (Award Number)*	Pass-Through Entity	Pass-Through Identification Number	Directly Expended	Provided to Subrecipients
Education for Homeless Children and Youth	84.196	State of New Mexico Department of Education	22-924-00258	543,459	436,873
Education for Homeless Children and Youth	84.196			5,813	-
Twenty-First Century Community Learning Centers	84.287			5,716,612	5,117,484
Special Education - State Personnel Development	84.323			992,479	305,510
Special Education - State Personnel Development	84.323	State of Arizona Department of Education	16-02-EDSG	13,629	-
Special Education - Personnel Development to Improve Services and Results for Children with Disabilities	84.325			414,744	-
Special Education_ Technical Assistance and Dissemination to Improve Services and Results for Children with Disabilities	84.326			178,552	-
Gaining Early Awareness and Readiness for Undergraduate Programs	84.334			3,496,352	1,678,959
Rural Education	84.358			50,525	-
English Language Acquisition State Grants	84.365			4,662,140	4,478,776
Supporting Effective Instruction State Grants	84.367			13,709,609	13,063,060
Grants for State Assessments and Related Activities	84.369			4,696,894	-
Special Education_ Technical Assistance on State Data Collection	84.373	WestEd	S-17858	142,697	-
School Improvement Grants	84.377			948,731	948,731
Transition Programs for Students with Intellectual Disabilities into Higher Education	84.407			252,962	-
National Resource Centers Program for Foreign Language and Area Studies or Foreign Language and International Studies Program and Foreign Language and Area Studies Fellowship Program	84.015A			593,479	226,986
National Resource Centers Program for Foreign Language and Area Studies or Foreign Language and International Studies Program and Foreign Language and Area Studies Fellowship Program	84.015B			1,335,283	595,248
Undergraduate International Studies and Foreign Language Programs	84.016A			9,725	-
Higher Education_ Institutional Aid	84.031A			811,175	-
Rehabilitation Services_ Vocational Rehabilitation Grants to States	84.126A			26,653,155	1,301,856
Migrant Education_ Coordination Program	84.144F			108,996	-
Rehabilitation Services_ Independent Living Services for Older Individuals Who are Blind	84.177B			224,603	224,603
Special Education-Grants for Infants and Families	84.181A			5,011,594	3,584,226
Supported Employment Services for Individuals with the Most Significant Disabilities	84.187A			110,740	-
Supported Employment Services for Individuals with the Most Significant Disabilities	84.187B			128,490	-
Language Resource Centers	84.229A			142,256	-
Twenty-First Century Community Learning Centers	84.287D			365,080	93,053
Special Education - Personnel Development to Improve Services and Results for Children with Disabilities	84.325D			415,055	-
Special Education - Personnel Development to Improve Services and Results for Children with Disabilities	84.325K			776,213	-
Gaining Early Awareness and Readiness for Undergraduate Programs	84.334A			3,025,997	2,128,003
Gaining Early Awareness and Readiness for Undergraduate Programs	84.334A	Ogden City School District	MOU	196,659	-
Gaining Early Awareness and Readiness for Undergraduate Programs	84.334S			3,120,230	237,669
Child Care Access Means Parents in School	84.335A			1,340,374	-
Rural Education	84.358B			90,419	90,419
Office of English Language Acquisition	84.355Z			208,555	-
Statewide Longitudinal Data Systems	84.372A			286,550	-
Student Support and Academic Enrichment Program	84.424A			6,072,583	5,910,825
(COVID-19) Education Stabilization Fund	84.425C			19,070,879	19,070,879
(COVID-19) Education Stabilization Fund	84.425D			154,490,468	150,889,317

*Award number provided either when ALN is incomplete or not available or in association with Research and Development awards, as required

State of Utah
 Schedule of Expenditures of Federal Awards
 For the Year Ended June 30, 2022

Federal Agency/Program or Cluster	ALN Number (Award Number)*	Pass-Through Entity	Pass-Through Identification Number	Directly Expended	Provided to Subrecipients
(COVID-19) Education Stabilization Fund	84.425E			168,196,565	-
(COVID-19) Education Stabilization Fund	84.425F			126,431,401	-
(COVID-19) Education Stabilization Fund	84.425M			2,387,465	-
(COVID-19) Education Stabilization Fund	84.425R			8,965,789	4,497,056
(COVID-19) Education Stabilization Fund	84.425U			69,156,797	60,974,190
(COVID-19) Education Stabilization Fund	84.425V			156,000	-
(COVID-19) Education Stabilization Fund	84.425W			74,305	74,305
Randolph-Sheppard – Financial Relief and Restoration Payments	84.426A			124,646	-
Total Department of Education				1,957,312,138	492,560,147
National Archives & Records Administration					
National Historical Publications and Records Grants	89.003			39,594	-
Total National Archives & Records Administration				39,594	-
Election Assistance Commission					
Help America Vote Act Requirements Payments	90.401			19,278	-
(COVID-19) 2018 HAVA Election Security Grants	90.404			204	-
2018 HAVA Election Security Grants	90.404			417,984	73,032
Total Election Assistance Commission				437,466	73,032
Department of Health and Human Services					
Aging Cluster					
(COVID-19) Special Programs for the Aging_ Title III, Part B_ Grants for Supportive Services and Senior Centers	93.044			1,003,936	1,003,936
Special Programs for the Aging_ Title III, Part B_ Grants for Supportive Services and Senior Centers	93.044			2,642,604	2,642,604
(COVID-19) Special Programs for the Aging_ Title III, Part C_ Nutrition Services	93.045			2,612,503	2,612,503
Special Programs for the Aging_ Title III, Part C_ Nutrition Services	93.045			4,872,804	4,872,804
Nutrition Services Incentive Program	93.053			1,309,352	1,309,352
Total Aging Cluster				12,441,199	12,441,199
CCDF Cluster					
(COVID-19) Child Care and Development Block Grant	93.575			103,021,196	3,490,594
Child Care and Development Block Grant	93.575			81,689,883	12,824,649
Child Care Mandatory and Matching Funds of the Child Care and Development Fund	93.596			37,107,124	-
Total CCDF Cluster				221,818,203	16,315,243
Head Start Cluster					
Head Start	93.600			5,929,177	-
Total Head Start Cluster				5,929,177	-
Medicaid Cluster					
State Medicaid Fraud Control Units	93.775			1,996,468	-
State Survey and Certification of Health Care Providers and Suppliers (Title XVIII) Medicare	93.777			3,740,147	-
(COVID-19) Medical Assistance Program	93.778			190,329,090	3,136,482
Medical Assistance Program	93.778			3,193,406,942	47,501,534
Total Medicaid Cluster				3,389,472,647	50,638,016
Student Financial Assistance Programs					

*Award number provided either when ALN is incomplete or not available or in association with Research and Development awards, as required

State of Utah
 Schedule of Expenditures of Federal Awards
 For the Year Ended June 30, 2022

Federal Agency/Program or Cluster	ALN Number (Award Number)*	Pass-Through Entity	Pass-Through Identification Number	Directly Expended	Provided to Subrecipients
Nurse Faculty Loan Program (NFLP)	93.264			247,277	-
Nurse Faculty Loan Program (NFLP) - Beginning Loan	93.264			1,090,516	-
Nurse Faculty Loan Program (NFLP) - Loans Made	93.264			-	-
Health Professions Student Loans, Including Primary Care Loans/Loans for Disadvantaged Students - Beginning Loan	93.342			2,651,522	-
Health Professions Student Loans, Including Primary Care Loans/Loans for Disadvantaged Students - Loans Made	93.342			-	-
Nursing Student Loans	93.364			6,307	-
Nursing Student Loans - Beginning Loan	93.364			335,953	-
Nursing Student Loans - Loans Made	93.364			-	-
Total Student Financial Assistance Programs	93.364			4,331,575	-
(COVID-19) Department of Health and Human Services	93 (21CTA-DM0032)	LEIDOS	21CTA-DM0032	44,423	-
(COVID-19) Department of Health and Human Services	93 (75D30121C11016)	TRANSLATIONAL GENOMIC RESEARCH INSTITUTE	75D30121C11016	134,616	-
(COVID-19) Department of Health and Human Services	93 (TASK ORDER 51538)	ABT ASSOCIATES INC	TASK ORDER 51538	345,138	-
Department of Health and Human Services	93 (No Award Number)			9,577	-
Department of Health and Human Services	93 (2205-UT-5002)	WESTAT	6426-03-5009	193,472	-
Department of Health and Human Services	93 (HHSP233201600031I /75P00120F37002)	JBS INTERNATIONAL INC	HHSP233201600031I /75P00120F37002	24,855	-
Department of Health and Human Services	93 (PI-CD34-ICBD)	THE TASK FORCE FOR GLOBAL HEALTH	PI-CD34-ICBD	53,489	-
Department of Health and Human Services	93 (SC-UT-01 / 37583.2021.0001)	JOHN SNOW INC	SC-UT-01 / 37583.2021.0001	6,339	-
Department of Health and Human Services	93 (U01HL088842 P00255-A343-4605)	ICAHN SCHOOL OF MEDICINE AT MOUNT SINAI	U01HL088842 P00255-A343-4605	216,918	-
Department of Health and Human Services	93 (CBO# 28323)			750	-
Medical Reserve Corps Small Grant Program	93.008			55,847	38,848
Special Programs for the Aging Title VII, Chapter 3 Programs for Prevention of Elder Abuse, Neglect, and Exploitation	93.041			24,799	24,799
(COVID-19) Special Programs for the Aging Title VII, Chapter 2 Long Term Care Ombudsman Services for Older Individuals	93.042			19,200	19,200
Special Programs for the Aging Title VII, Chapter 2 Long Term Care Ombudsman Services for Older Individuals	93.042			149,974	149,974
(COVID-19) Special Programs for the Aging Title III, Part D Disease Prevention and Health Promotion Services	93.043			87,600	87,600
Special Programs for the Aging Title III, Part D Disease Prevention and Health Promotion Services	93.043			156,057	156,057
(COVID-19) Special Programs for the Aging Title IV and Title II Discretionary Projects	93.048			1,667	-
Special Programs for the Aging Title IV and Title II Discretionary Projects	93.048			404,238	198,026
(COVID-19) National Family Caregiver Support Title III, Part E	93.052			278,400	278,400
National Family Caregiver Support Title III, Part E	93.052			1,274,449	1,274,449
Chronic Diseases: Research, Control, and Prevention	93.068			56,672	-
Public Health Emergency Preparedness	93.069			7,098,364	4,688,514
Environmental Public Health and Emergency Response	93.070			1,321,239	166,788
Medicare Enrollment Assistance Program	93.071			138,859	138,859
Birth Defects and Developmental Disabilities - Prevention and Surveillance	93.073			341,499	-
Cooperative Agreements to Promote Adolescent Health through School-Based HIV/STD Prevention and School-Based Surveillance	93.079			87,582	-
Healthy Marriage Promotion and Responsible Fatherhood Grants	93.086			2,115,551	120,000
Affordable Care Act (ACA) Personal Responsibility Education Program	93.092			468,721	392,437

*Award number provided either when ALN is incomplete or not available or in association with Research and Development awards, as required

State of Utah
Schedule of Expenditures of Federal Awards
For the Year Ended June 30, 2022

Federal Agency/Program or Cluster	ALN Number (Award Number)*	Pass-Through Entity	Pass-Through Identification Number	Directly Expended	Provided to Subrecipients
Food and Drug Administration_Research	93.103			39,346	-
Comprehensive Community Mental Health Services for Children with Serious Emotional Disturbances (SED)	93.104			1,487,197	307,433
Maternal and Child Health Federal Consolidated Programs	93.110			1,293,816	28,844
Maternal and Child Health Federal Consolidated Programs	93.110	Genetic Alliance, Inc.	None Provided	24,695	-
Maternal and Child Health Federal Consolidated Programs	93.110	Association of Maternal and Child Health Programs	071420-124	(13,687)	-
Project Grants and Cooperative Agreements for Tuberculosis Control Programs	93.116			288,149	169,662
Emergency Medical Services for Children	93.127			76,377	35,768
Emergency Medical Services for Children	93.127	UNIVERSITY AT BUFFALO	R1238545	11,655	-
Cooperative Agreements to States/Territories for the Coordination and Development of Primary Care Offices	93.130			147,881	9,360
Injury Prevention and Control Research and State and Community Based Programs	93.136			5,801,610	1,331,963
Community Programs to Improve Minority Health Grant Program	93.137			359,465	226,234
NIEHS Hazardous Waste Worker Health and Safety Training	93.142	UNIVERSITY OF TEXAS AT HOUSTON	SA0001058 AND SA0000254	6,490	-
Projects for Assistance in Transition from Homelessness (PATH)	93.150			593,848	569,584
Grants to States for Loan Repayment Program	93.165			269,090	-
Research Related to Deafness and Communication Disorders	93.173			41,965	-
Disabilities Prevention	93.184			311,642	41,909
Childhood Lead Poisoning Prevention Projects_State and Local Childhood Lead Poisoning Prevention and Surveillance of Blood Lead Levels in Children	93.197	SW Utah CHC, Four Corners BH, Utah Support A For RA	G25RH32477	134,898	21,448
Telehealth Programs	93.211			326,955	-
Telehealth Programs	93.211			353,440	-
Traumatic Brain Injury State Demonstration Grant Program	93.234			129,411	-
Affordable Care Act (ACA) Abstinence Education Program	93.235			378,850	306,387
State Capacity Building	93.240			204,789	-
State Rural Hospital Flexibility Program	93.241			761,377	373,861
Substance Abuse and Mental Health Services_Projects of Regional and National Significance	93.243			7,157,331	4,843,331
Universal Newborn Hearing Screening	93.251			247,572	52,746
Universal Newborn Hearing Screening	93.251	Idaho Department of Health and Welfare	KC281200	15,068	-
Radiation Exposure Screening and Education	93.257	THE MEDI	10064071	80,231	-
Occupational Safety and Health Program	93.262	Colorado State University	Various	32,225	-
(COVID-19) Immunization Cooperative Agreements	93.268			11,015,683	9,405,354
Immunization Cooperative Agreements	93.268			32,467,065	29,974,947
Adult Viral Hepatitis Prevention and Control	93.270			384,059	107,469
Teenage Pregnancy Prevention Program	93.297			1,158,244	-
(COVID-19) Small Rural Hospital Improvement Grant Program	93.301			175,043	164,429
Small Rural Hospital Improvement Grant Program	93.301			138,089	113,606
Early Hearing Detection and Intervention Information System (EHDI-IS) Surveillance Program	93.314			161,802	-
Protecting and Improving Health Globally: Building and Strengthening Public Health Impact, Systems, Capacity and Security	93.318	American College Health Association	MOU	2,989	-
(COVID-19) Epidemiology and Laboratory Capacity for Infectious Diseases (ELC)	93.323			88,051,413	25,742,665
Epidemiology and Laboratory Capacity for Infectious Diseases (ELC)	93.323			5,315,021	383,711
State Health Insurance Assistance Program	93.324			415,627	415,627

*Award number provided either when ALN is incomplete or not available or in association with Research and Development awards, as required

State of Utah
Schedule of Expenditures of Federal Awards
For the Year Ended June 30, 2022

Federal Agency/Program or Cluster	ALN Number (Award Number)*	Pass-Through Entity	Pass-Through Identification Number	Directly Expended	Provided to Subrecipients
Paralysis Resource Center (COVID-19) Behavioral Risk Factor Surveillance System	93.325	Christopher and Dana Reeve Foundation	None Provided	14,659	-
Behavioral Risk Factor Surveillance System	93.336			13,450	-
(COVID-19) Public Health Emergency Response: Cooperative Agreement for Emergency Response: Public Health Crisis Response	93.336			485,340	-
ACL Independent Living State Grants	93.354			2,464,878	1,737,086
ACL Independent Living State Grants	93.369		2020-YR3-1812-UTAHSTATEU-	338,709	338,709
ACL Independent Living State Grants	93.369	TIRR Memorial Herman	CILNE	(105)	-
The CDC Public Health Cancer Genomics Program: Translating Research into Public Health Practice	93.380			501,288	-
National and State Tobacco Control Program	93.387			1,149,777	536,156
(COVID-19) Activities to Support State, Tribal, Local and Territorial (STLT) Health Department Response to Public Health or Healthcare Crises	93.391			4,096,735	3,143,129
Cancer Treatment Research	93.395	JOHN WYNE CNCR INST@ST JHN'S HLTH CR CTR	CA29605	7,107	-
Cancer Treatment Research	93.395	ONCOIMMUNE INC	CD24FC-004	12,062	-
Cancer Treatment Research	93.395	PUBLIC HEALTH INSTITUTE	U10CA180886 / ARO4535	2,444	-
Strengthening Public Health Systems and Services through National Partnerships to Improve and Protect the Nation's Health	93.421	NATL ASSOCIATION OF CHRONIC DISEASE	220059 / 222-1402-4	52,645	-
Strengthening Public Health Systems and Services through National Partnerships to Improve and Protect the Nation's Health	93.421	PUBLIC HEALTH INSTITUTE	G1980_AG-0355	64,921	-
Strengthening Public Health Systems and Services through National Partnerships to Improve and Protect the Nation's Health	93.421	National Association of County and City Health Officials	Various	268,696	92,279
Strengthening Public Health Systems and Services through National Partnerships to Improve and Protect the Nation's Health	93.421	Association of University Centers on Disabilities	37-8814-22	68,123	-
Strengthening Public Health Systems and Services through National Partnerships to Improve and Protect the Nation's Health	93.421	Association of State and Territorial Health Officials	00-FE-2060-03 Weber State University	41,146	-
Improving the Health of Americans through Prevention and Management of Diabetes and Heart Disease and Stroke-Financed in part by 2018 Prevention and Public Health Funds	93.426			1,865,289	457,600
Innovative State and Local Public Health Strategies to prevent and Manage Diabetes and Heart Disease and Stroke-	93.435			2,071,290	1,347,316
WELL-INTEGRATED SCREENING AND EVALUATION FOR WOMEN ACROSS THE NATION (WISEWOMAN)	93.436			1,143,534	438,450
State Physical Activity and Nutrition (SPAN)	93.439			885,482	209,849
Ruminant Feed Ban Support Project	93.449			24,698	-
ACL Assistive Technology	93.464			443,455	-
Title IV-E Kinship Navigator Program	93.471			207,680	-
Title IV-E Prevention and Family Services and Programs	93.472			987,344	-
Preventing Maternal Deaths: Supporting Maternal Mortality Review Committees (COVID-19) Family Violence Prevention and Services/ Sexual Assault/Rape Crisis Services and Supports	93.478			324,306	25,496
(COVID-19) Provider Relief Fund	93.497			5,007	3,745
(COVID-19) Provider Relief Funds	93.498			141,288	-
(COVID-19) Promoting Safe and Stable Families	93.498			94,607,712	-
Promoting Safe and Stable Families	93.556			403,974	-
Temporary Assistance for Needy Families	93.556			2,828,534	124,960
Child Support Enforcement	93.558			38,752,088	14,020,409
Refugee and Entrant Assistance_State Administered Programs	93.563			21,099,587	-
(COVID-19) Low-Income Home Energy Assistance	93.566			8,998,318	5,316,828
Low-Income Home Energy Assistance	93.568			7,286,746	181,332
Low-Income Home Energy Assistance	93.568			24,746,880	12,253,080

*Award number provided either when ALN is incomplete or not available or in association with Research and Development awards, as required

State of Utah
Schedule of Expenditures of Federal Awards
For the Year Ended June 30, 2022

Federal Agency/Program or Cluster	ALN Number (Award Number)*	Pass-Through Entity	Pass-Through Identification Number	Directly Expended	Provided to Subrecipients
(COVID-19) Community Services Block Grant	93.569			1,467,364	1,465,740
Community Services Block Grant	93.569			3,878,460	3,731,091
Community Services Block Grant	93.569	Ogden-Weber Community Action	Agreement	7,503	-
State Court Improvement Program	93.586			497,485	-
(COVID-19) Community-Based Child Abuse Prevention Grants	93.590			251,250	222,978
Community-Based Child Abuse Prevention Grants	93.590			453,098	306,156
Grants to States for Access and Visitation Programs	93.597			100,000	-
(COVID-19) Chafee Education and Training Vouchers Program (ETV)	93.599			150,979	-
Chafee Education and Training Vouchers Program (ETV)	93.599			134,259	-
Adoption and Legal Guardianship Incentive Payments	93.603			570,060	-
(COVID-19) Developmental Disabilities Basic Support and Advocacy Grants	93.630			29,280	9,918
Developmental Disabilities Basic Support and Advocacy Grants	93.630			668,670	165,535
Developmental Disabilities Projects of National Significance	93.631			98,377	-
Developmental Disabilities Projects of National Significance	93.631	University of Minnesota	A009641701	22,106	-
University Centers for Excellence in Developmental Disabilities Education, Research, and Service	93.632			674,644	23,358
University Centers for Excellence in Developmental Disabilities Education, Research, and Service	93.632	University of Kentucky Research Foundation	3200003537-21-075	61,341	-
University Centers for Excellence in Developmental Disabilities Education, Research, and Service	93.632	University of Wyoming	P350665	21,267	-
ACA-Transforming Clinical Practice Initiative: Support and Alignment Networks (SANs)	93.639			103,622	-
Children's Justice Grants to States	93.643			178,083	-
(COVID-19) Stephanie Tubbs Jones Child Welfare Services Program	93.645			399,273	-
Stephanie Tubbs Jones Child Welfare Services Program	93.645			3,946,700	-
Foster Care, Title IV-E	93.658			25,332,095	-
Adoption Assistance	93.659			14,148,431	-
(COVID-19) Emergency Grants to Address Mental and Substance Use Disorders During COVID-19	93.665			2,383,286	115,578
Social Services Block Grant	93.667			22,454,573	2,044,773
Social Services Block Grant	93.667	Bear River Association of Governments	None Provided	1,420	-
(COVID-19) Child Abuse and Neglect State Grants	93.669			952	-
Child Abuse and Neglect State Grants	93.669			564,043	-
(COVID-19) Family Violence Prevention and Services/Domestic Violence Shelter and Supportive Services	93.671			722,280	668,054
Family Violence Prevention and Services/Domestic Violence Shelter and Supportive Services	93.671			1,294,811	1,239,465
(COVID-19) Chafee Foster Care Independence Program	93.674			818,360	-
Chafee Foster Care Independence Program	93.674			803,694	-
Mental and Behavioral Health Education and Training Grants	93.732			601,144	-
(COVID-19) Elder Abuse Prevention Interventions Program	93.747			318,368	318,368
Elder Abuse Prevention Interventions Program	93.747			108,845	108,845
Elder Abuse Prevention Interventions Program	93.747	Benjamin Rose Institute	90EJIG0020-01-00	32,452	-
Evidence-Based Falls Prevention Programs Financed Solely by Prevention and Public Health Funds (PPHF)	93.761			6,039	2,458
Children's Health Insurance Program	93.767			104,040,697	109,786
Opioid STR	93.788			11,482,045	6,487,829
Opioid STR	93.788	Iowa State University	019719A	56,417	-
Cardiovascular Diseases Research	93.837	RTI INTERNATIONAL	214047	229,009	-
Cardiovascular Diseases Research	93.837	MEDICAL UNIVERSITY OF SOUTH CAROLINA	A22-0103-5001	25,744	-

*Award number provided either when ALN is incomplete or not available or in association with Research and Development awards, as required

State of Utah
Schedule of Expenditures of Federal Awards
For the Year Ended June 30, 2022

Federal Agency/Program or Cluster	ALN Number (Award Number)*	Pass-Through Entity	Pass-Through Identification Number	Directly Expended	Provided to Subrecipients
Cardiovascular Diseases Research	93.837	YALE UNIVERSITY	LIVE-HCM-UTAH	717	-
Cardiovascular Diseases Research	93.837	BRIGHAM & WOMENS HOSPITAL	U01.HL130204	2,750	-
(COVID-19) Lung Diseases Research	93.838	NYU LANGONE MEDICAL CENTER UNIVERSITY OF ALABAMA AT	PREG-01-21	1,168,385	986,481
Lung Diseases Research	93.838	BIRMINGHAM	000513913-008	22,330	-
Lung Diseases Research	93.838	INTERMOUNTAIN HEALTHCARE	NONE	52,498	-
Blood Diseases and Resources Research	93.839	NATIONAL MARROW DONOR PROGRAM	2002	4,400	-
(COVID-19) Translation and Implementation Science Research for Heart, Lung, Blood Diseases, and Sleep Disorders	93.840	VANDERBILT UNIVERSITY/MEDICAL CENTER	VUMC 92332	28,311	-
Extramural Research Programs in the Neurosciences and Neurological Disorders	93.853	UNIVERSITY OF CINCINNATI	012765-135733	33,164	-
Extramural Research Programs in the Neurosciences and Neurological Disorders	93.853	UNIVERSITY OF FLORIDA	SUB00002937	73,368	-
Allergy and Infectious Diseases Research	93.855	SOLENIC MEDICAL INC	10058753	167,386	-
Child Health and Human Development Extramural Research	93.865	VANDERBILT UNIVERSITY/MEDICAL CENTER	VUMC 53375	177	-
Child Health and Human Development Extramural Research	93.865	VANDERBILT UNIVERSITY/MEDICAL CENTER	VUMC 53375	(801)	-
(COVID-19) Maternal, Infant and Early Childhood Home Visiting Grant Program	93.870			135,006	121,507
Maternal, Infant and Early Childhood Home Visiting Grant Program	93.870			3,212,317	2,799,660
(COVID-19) National Bioterrorism Hospital Preparedness Program	93.889			319,001	73,074
National Bioterrorism Hospital Preparedness Program	93.889			2,230,702	1,457,669
Cancer Prevention and Control Programs for State, Territorial and Tribal Organizations	93.898			3,482,736	205,382
Rural Health Care Services Outreach, Rural Health Network Development and Small Health Care Provider Quality Improvement Program	93.912			635,022	102,054
Grants to States for Operation of State Offices of Rural Health	93.913			202,661	32,970
(COVID-19) HIV Care Formula Grants	93.917			2,169	-
HIV Care Formula Grants	93.917			4,929,940	51,452
HIV Prevention Activities, Health Department Based	93.940			1,186,855	139,997
Assistance Programs for Chronic Disease Prevention and Control	93.945			287,581	-
Assistance Programs for Chronic Disease Prevention and Control	93.945	National Opinion Research Center	G251.NCHAM.01	16,486	-
Cooperative Agreements to Support State-Based Safe Motherhood and Infant Health Initiative Programs	93.946			307,698	-
(COVID-19) Block Grants for Community Mental Health Services	93.958			2,264,750	1,860,484
Block Grants for Community Mental Health Services	93.958			8,003,858	5,795,372
(COVID-19) Block Grants for Prevention and Treatment of Substance Abuse	93.959			3,111,544	2,301,541
Block Grants for Prevention and Treatment of Substance Abuse	93.959			20,269,907	16,706,313
(COVID-19) Preventive Health Services, Sexually Transmitted Diseases Control Grants	93.977			476,229	353,138
Preventive Health Services, Sexually Transmitted Diseases Control Grants	93.977			1,098,394	422,287
Mental Health Disaster Assistance and Emergency Mental Health	93.982			972,977	-
Preventive Health and Health Services Block Grant	93.991			1,582,753	1,355,684
Maternal and Child Health Services Block Grant to the States	93.994			5,015,910	1,710,795
Total Department of Health and Human Services				4,285,714,882	255,426,963
Corporation for National and Community Service					
Foster Grandparent Program	94.011			49,015	-
Senior Companion Program	94.016			29,712	-

*Award number provided either when ALN is incomplete or not available or in association with Research and Development awards, as required

State of Utah
Schedule of Expenditures of Federal Awards
For the Year Ended June 30, 2022

Federal Agency/Program or Cluster	ALN Number (Award Number)*	Pass-Through Entity	Pass-Through Identification Number	Directly Expended	Provided to Subrecipients
Retired and Senior Volunteer Program	94.002	Sunshine Terrace Foundation	None Provided	6,166	-
State Commissions	94.003			317,515	-
AmeriCorps	94.006	YOUTHBUILD USA	various	96,848	-
AmeriCorps	94.006			3,104,189	2,912,611
AmeriCorps	94.006	The Corps Network	Various	153,289	-
Commission Investment Fund	94.008			245,528	-
Volunteers in Service to America	94.013			257,931	-
CNCS Disaster Response Cooperative Agreement	94.020			178,615	-
Volunteer Generation Fund	94.021		390	246,450	-
Total Corporation for National and Community Service				4,685,258	2,913,001
Executive Office of the President					
High Intensity Drug Trafficking Areas Program	95.001			771,540	339,358
Total Executive Office of the President				771,540	339,358
Social Security Administration					
Disability Insurance/SSI Cluster					
Social Security Disability Insurance	96.001			13,986,705	-
Total Disability Insurance/SSI Cluster				13,986,705	-
Social Security Administration	96 (VARIOUS)			2,260,083	-
Social Security - Work Incentives Planning and Assistance Program	96.008			145,250	-
Total Social Security Administration				16,392,038	-
Department of Homeland Security					
(COVID-19) Department of Homeland Security	97 (COVID19PPE)				
Department of Homeland Security	97 (Various)	State of Oregon	Various	674,637	-
Department of Homeland Security	97 (Various)	State of California	Various	1,672,333	1,672,333
Department of Homeland Security	97 (Various)	State of Montana	Various	3,741,315	3,741,315
Non-Profit Security Program	97.008			1,302,085	1,302,085
Boating Safety Financial Assistance	97.012			628,781	628,781
Community Assistance Program State Support Services Element (CAP-SSSE)	97.023			2,017,638	-
				112,028	-
(COVID-19) Disaster Grants - Public Assistance (Presidentially Declared Disasters)	97.036			183,253,964	183,181,014
Disaster Grants - Public Assistance (Presidentially Declared Disasters)	97.036			14,645,931	14,533,269
Hazard Mitigation Grant	97.039			1,623,298	1,564,095
National Dam Safety Program	97.041			92,906	-
Emergency Management Performance Grants	97.042			5,381,624	1,998,000
State Fire Training Systems Grants	97.043			4,223	-
Assistance to Firefighters Grant	97.044			242,514	-
Cooperating Technical Partners	97.045			2,229,751	11,157
Fire Management Assistance Grant	97.046			11,105,710	-
Pre-Disaster Mitigation	97.047			3,114,511	2,572,716
Homeland Security Grant Program	97.067			5,990,470	5,472,797
Earthquake Consortium	97.082			72,975	44,072
Financial Assistance for Countering Violent Extremism	97.132			102,199	48,150
Total Department of Homeland Security				238,008,893	216,769,784
U. S. Agency for International Development					
USAID Foreign Assistance for Programs Overseas	98.001			1,615,777	297,405
USAID Foreign Assistance for Programs Overseas	98.001	Fundacion para el Desarrollo Agrario	7200AA2 L CA00030	39,568	-

*Award number provided either when ALN is incomplete or not available or in association with Research and Development awards, as required

State of Utah
 Schedule of Expenditures of Federal Awards
 For the Year Ended June 30, 2022

Federal Agency/Program or Cluster	ALN Number (Award Number)*	Pass-Through Entity	Pass-Through Identification Number	Directly Expended	Provided to Subrecipients
Foreign Assistance to American Schools and Hospitals Abroad	98.006			750,025	750,000
Total U. S. Agency for International Development				2,405,370	1,047,405
TOTAL EXPENDITURES OF FEDERAL AWARDS				10,080,318,671	1,698,005,168

*Award number provided either when ALN is incomplete or not available or in association with Research and Development awards, as required

Schedule of Expenditures of Federal Awards

By State Agency

- Primary Government Page 64
- Component Units Page 76

State of Utah
 Schedule of Expenditures of Federal Awards by State Agency
 For the Year Ended June 30, 2022

State Agency	ALN Number (Award Number)*	Pass-Through Entity	Pass-Through Identification Number	Directly Expended	Provided to Subrecipients
PRIMARY GOVERNMENT					
Agriculture and Food, Department of					
(COVID-19) Coronavirus State and Local Fiscal Recovery Funds	21.027			800,580	-
(COVID-19) Specialty Crop Block Grant Program - Farm Bill	10.170			2,470	-
Consolidated Pesticide Enforcement Cooperative Agreements	66.700			639,409	-
Cooperative Agreements with States for Intrastate Meat and Poultry Inspection	10.475			1,438,317	-
Department of Agriculture	10 (Various)			15,700	-
Department of Health and Human Services	93 (No Award Number)			9,577	-
Department of the Interior	15 (No Award Number)			105,468	-
Farm and Ranch Stress Assistance Network Competitive Grants Program	10.525			27,655	26,824
Flexible Funding Model - Infrastructure Development and Maintenance for State	93.367 (5U18FD006397-04)			546,210	-
Manufactured Food Regulatory Programs	93.103 (Various)			430,186	-
Food and Drug Administration - Research	10.162			36,079	-
Inspection Grading and Standardization	10.163			70,931	-
Market Protection and Promotion	10.025			316,867	-
Plant and Animal Disease, Pest Control, and Animal Care	93.449			24,698	-
Ruminant Feed Ban Support Project	10.902			340,613	-
Soil and Water Conservation	10.170			313,838	305,965
Specialty Crop Block Grant Program - Farm Bill	10.435			5,103	-
State Mediation Grants	15.509			104,125	-
Title II, Colorado River Basin Salinity Control					
Total Agriculture and Food, Department of				5,227,826	332,789
Attorney General					
(COVID-19) Coronavirus State and Local Fiscal Recovery Funds	21.027			135,426	-
Children's Justice Grants to States	93.643			178,083	-
Department of Justice	16 (FY22 JLEOTFSA)			3,613	-
Equitable Sharing Program	16.922			10,653	-
Improving the Investigation and Prosecution of Child Abuse and the Regional and					
Local Children's Advocacy Centers	16.758	National Children's Alliance	VARIOUS	186,238	77,000
Improving the Investigation and Prosecution of Child Abuse and the Regional and					
Local Children's Advocacy Centers	16.758			22,666	-
John R. Justice Prosecutors and Defenders Incentive Act	16.816			37,146	-
Missing Children's Assistance	16.543			441,943	-
Services for Trafficking Victims	16.320			273,786	-
State Medicaid Fraud Control Units	93.775			1,996,468	-
Total Attorney General				3,286,022	77,000
Commerce, Department of					
Pipeline Safety Program State Base Grant	20.700			336,596	-
Total Commerce, Department of				336,596	-
Corrections, Department of					
Second Chance Act Reentry Initiative	16.812			102,517	-
Total Corrections, Department of				102,517	-
Cultural and Community Engagement					
(COVID-19) Coronavirus State and Local Fiscal Recovery Funds	21.027			4,996,222	-
(COVID-19) Grants to States	45.310			2,332,231	2,052,245
(COVID-19) Promotion of the Arts Partnership Agreements	45.025			788,100	788,100
AmeriCorps	94.006			2,985,058	2,912,611
Commission Investment Fund	94.008			245,528	-

*Award number provided either when ALN is incomplete or not available or in association with Research and Development awards, as required

State of Utah
 Schedule of Expenditures of Federal Awards by State Agency
 For the Year Ended June 30, 2022

State Agency	ALN Number (Award Number)*	Pass-Through Entity	Pass-Through Identification Number	Directly Expended	Provided to Subrecipients
Cultural and Paleontological Resources Management	15.224			245,408	-
Cultural Resources Management	15.511			5,017	-
Education and Human Resources	47.076			244,637	-
Foster Grandparent Program	94.011			49,015	-
Grants to States	45.310			2,053,893	701,528
Historic Preservation Fund Grants-In-Aid	15.904			801,318	127,005
National Leadership Grants	45.312			219,084	124,931
Promotion of the Arts_Partnership Agreements	45.025			758,907	534,107
Promotion of the Humanities_Division of Preservation and Access	45.149			89,361	-
Senior Companion Program	94.016			29,712	-
State Commissions	94.003			317,515	-
Volunteer Generation Fund	94.021			246,450	390
Total Cultural and Community Engagement				16,407,456	7,240,917
Education, Utah State Board of					
(COVID-19) Education Stabilization Fund	84.425C			19,070,879	19,070,879
(COVID-19) Education Stabilization Fund	84.425D			154,490,468	150,889,317
(COVID-19) Education Stabilization Fund	84.425R			8,965,789	4,497,056
(COVID-19) Education Stabilization Fund	84.425U			69,156,797	60,974,190
(COVID-19) Education Stabilization Fund	84.425V			156,000	-
(COVID-19) Education Stabilization Fund	84.425W			74,305	74,305
Statewide Longitudinal Data Systems	84.372A			286,550	-
Student Support and Academic Enrichment Program	84.424A			6,072,583	5,910,825
Rural Education	84.358B			90,419	90,419
Twenty-First Century Community Learning Centers	84.287D			365,080	93,053
Migrant Education_Coordination Program	84.144F			108,996	-
(COVID-19) Special Education_Grants to States	84.027X			4,306,342	4,306,342
(COVID-19) Special Education_Preschool Grants	84.173X			359,462	359,462
(COVID-19) Child and Adult Care Food Program	10.558			1,376,095	1,376,095
(COVID-19) Coronavirus State and Local Fiscal Recovery Funds	21.027			6,617,128	6,617,128
(COVID-19) Emergency Food Assistance Program (Administrative Costs)	10.568			562,080	562,080
(COVID-19) National School Lunch Program	10.555			12,013,182	12,013,182
(COVID-19) Pandemic EBT Administrative Costs	10.649			3,071	3,071
Adult Education - Basic Grants to States	84.002			4,024,189	3,399,156
Career and Technical Education -- Basic Grants to States	84.048			15,908,662	14,748,376
Child and Adult Care Food Program	10.558			2,258,957	2,258,957
Child Nutrition Discretionary Grants Limited Availability	10.579			353,883	353,883
Child Nutrition-Technology Innovation Grant	10.541			320,531	320,531
Department of Education	84 (VARIOUS)			179,199	-
Education and Human Resources	47.076			86,291	42,954
Education for Homeless Children and Youth	84.196			543,459	436,873
Emergency Food Assistance Program (Administrative Costs)	10.568			944,843	844,843
Emergency Food Assistance Program (Food Commodities)	10.569			12,377,280	12,377,280
English Language Acquisition State Grants	84.365			4,662,140	4,478,776
Fresh Fruit and Vegetable Program	10.582			3,293,243	3,293,243
Grants for State Assessments and Related Activities	84.369			4,696,894	-
Migrant Education_State Grant Program	84.011			1,003,568	817,471
National School Lunch Program	10.555			292,555,755	292,089,649
National School Lunch Program	10.555			19,160,976	19,160,976
School Breakfast Program	10.553			44,686,735	44,680,187
School Improvement Grants	84.377			948,731	948,731
Special Education - State Personnel Development	84.323			992,479	305,510
Special Education_Grants to States	84.027			115,419,844	107,099,917
Special Education_Preschool Grants	84.173			3,402,477	3,402,477

*Award number provided either when ALN is incomplete or not available or in association with Research and Development awards, as required

State of Utah
 Schedule of Expenditures of Federal Awards by State Agency
 For the Year Ended June 30, 2022

State Agency	ALN Number (Award Number)*	Pass-Through Entity	Pass-Through Identification Number	Directly Expended	Provided to Subrecipients
Special Education, Technical Assistance and Dissemination to Improve Services and Results for Children with Disabilities	84.326			178,552	-
Special Milk Program for Children	10.556			-	-
Special Milk Program for Children	10.556			20,841	20,841
State Administrative Expenses for Child Nutrition	10.560			2,740,836	-
Substance Abuse and Mental Health Services, Projects of Regional and National Significance	93.243			1,394,526	1,191,259
Summer Food Service Program for Children	10.559			1,340,566	1,281,269
Supporting Effective Instruction State Grants	84.367			13,709,609	13,063,060
Title I Grants to Local Educational Agencies	84.010			82,919,945	81,175,690
Title I State Agency Program for Neglected and Delinquent Children and Youth	84.013			1,095,022	873,295
Twenty-First Century Community Learning Centers	84.287			5,716,612	5,117,484
Total Education, Utah State Board of				921,011,871	880,620,092
Environmental Quality, Department of					
(COVID-19) Coronavirus State and Local Fiscal Recovery Funds	21.027			199	-
Alternative or Innovative Treatment Technology Research, Demonstration, Training, and Hazardous Substance Research Grants	66.813	Environmental Council of States	ITRC-16-UT	1,893	-
Basic, Applied, and Advanced Research in Science and Engineering	12.630	Environmental Council of States	ITRC-16-UT	1,893	-
Capitalization Grants for Clean Water State Revolving Funds	66.458			22,431,609	4,471,647
Capitalization Grants for Drinking Water State Revolving Funds	66.468			11,662,220	8,647,045
Congressionally Mandated Projects	66.202			2,346,039	18,684
Department of Veterans Affairs	64 (660-C64019)			43,805	-
Environmental Information Exchange Network Grant Program and Related Assistance	66.608			164,335	-
Environmental Quality and Protection Resource Management	15.236			-	-
Environmental Remediation and Waste Processing and Disposal	81.104			1,242	-
Lead Testing in School and Child Care Program	66.444			140,409	-
Leaking Underground Storage Tank Trust Fund Corrective Action Program	66.805			719,247	-
Long-Term Surveillance and Maintenance	81.136			16,320	-
Miscellaneous Federal Assistance Actions	81.502	Environmental Council of States	ITRC-16-UT	1,893	-
National Clean Diesel Emissions Reduction Program	66.039			692,453	-
Nonpoint Source Implementation Grants	66.460			1,016,013	225,262
Performance Partnership Grants	66.605			6,840,835	96,770
Performance Partnership Grants	66.605			554,941	-
Regional Wetland Program Development Grants	66.461			54,958	-
Small Reclamation Projects	15.503			183	-
State and Tribal Response Program Grants	66.817			547,970	-
State Clean Diesel Grant Program	66.040			39,931	-
State Memorandum of Agreement Program for the Reimbursement of Technical Services	12.113			328,706	-
Superfund State and Indian Tribe Combined Cooperative Agreements	66.961			1,032,458	-
Superfund State, Political Subdivision, and Indian Tribe Site-Specific Cooperative Agreements	66.802			447,320	-
Surveys, Studies, Research, Investigations, Demonstrations, and Special Purpose Activities Relating to the Clean Air Act	66.034			640,733	19,998
Targeted Air Sheds Grant Program	66.956			185,903	93,337
Transport of Transuranic Wastes to the Waste Isolation Pilot Plant: States and Tribal Concerns, Proposed Solutions	81.106	Western Governor's Association	30-312-08 WIPP	20,248	-
Underground Storage Tank Prevention, Detection and Compliance Program	66.804			387,797	-
Water Pollution Control State, Interstate, and Tribal Program Support	66.419			196,013	-

*Award number provided either when ALN is incomplete or not available or in association with Research and Development awards, as required

State of Utah
 Schedule of Expenditures of Federal Awards by State Agency
 For the Year Ended June 30, 2022

State Agency	ALN Number (Award Number)*	Pass-Through Entity	Pass-Through Identification Number	Directly Expended	Provided to Subrecipients
Water Quality Management Planning	66.454			205	-
Total Environmental Quality, Department of				50,517,771	13,572,743
Governmental Operations - Archives, Department of					
National Historical Publications and Records Grants	89.003			39,594	-
Total Governmental Operations - Archives, Department of				39,594	-
Governmental Operations - DFCM, Department of					
(COVID-19) Coronavirus State and Local Fiscal Recovery Funds	21.027			9,858,611	-
Total Governmental Operations - DFCM, Department of				9,858,611	-
Governmental Operations - DTS, Department of					
(COVID-19) Coronavirus State and Local Fiscal Recovery Funds	21.027			7,470,883	-
Total Governmental Operations - DTS, Department of				7,470,883	-
Governmental Operations, Department of					
Donation of Federal Surplus Personal Property	39.003			593,905	-
Total Governmental Operations, Department of				593,905	-
Governor's Office					
(COVID-19) 2018 HAVA Election Security Grants	90.404			204	-
(COVID-19) Coronavirus Emergency Supplemental Funding Program	16.034			2,045,817	1,981,306
(COVID-19) Coronavirus Relief Fund	21.019			39,639,378	8,933,362
(COVID-19) Coronavirus Relief Fund - Interest earned on advanced funds	21.019			373,335	-
(COVID-19) Coronavirus Relief Fund (FEMA Cost Swap)	21.019			99,051,377	-
(COVID-19) Coronavirus State and Local Fiscal Recovery Funds	21.027			15,000,000	-
(COVID-19) Coronavirus State and Local Fiscal Recovery Funds	21.027			46,542,067	46,337,511
(COVID-19) Coronavirus State and Local Fiscal Recovery Funds	21.027			339,054,175	-
(COVID-19) Economic Adjustment Assistance	11.307			125,992	50,000
(COVID-19) Relief Fund - Beginning Loan Balance	21.019			9,690,210	-
2018 HAVA Election Security Grants	90.404			417,984	73,032
Crime Victim Assistance	16.575			21,680,549	20,748,266
Crime Assistance/Discretionary Grants	16.582			503,633	-
Crime Victim Compensation	16.576			1,875,765	-
Edward Byrne Memorial Competitive Grant Program	16.751			57,273	57,273
Edward Byrne Memorial Justice Assistance Grant Program	16.738			1,020,605	904,533
Help America Vote Act Requirements Payments	90.401			19,278	-
Juvenile Justice and Delinquency Prevention Allocation to States	16.540			419,754	205,816
National Criminal History Improvement Program (NCHIP)	16.554			590,049	590,049
NICS Act Record Improvement Program	16.813			40,884	40,884
Residential Substance Abuse Treatment for State Prisoners	16.593			152,316	145,341
Sexual Assault Services Formula Program	16.017			401,760	380,226
State Justice Statistics Program for Statistical Analysis Centers	16.550			50,068	-
Violence Against Women Formula Grants	16.588			1,809,399	168,606
Total Governor's Office				580,561,872	80,616,205
Governor's Office of Economic Development					
(COVID-19) Coronavirus State and Local Fiscal Recovery Funds	21.027			14,988,649	-
(COVID-19) Coronavirus State and Local Fiscal Recovery Funds	21.027			11,000,000	-
Procurement Technical Assistance For Business Firms	12.002			653,974	-
Rural Business Development Grant	10.351			24,000	-
Special Assistance	12.600			1,362,921	-
Total Governor's Office of Economic Development				28,029,544	-

*Award number provided either when ALN is incomplete or not available or in association with Research and Development awards, as required

State of Utah
 Schedule of Expenditures of Federal Awards by State Agency
 For the Year Ended June 30, 2022

State Agency	ALN Number (Award Number)*	Pass-Through Entity	Pass-Through Identification Number	Directly Expended	Provided to Subrecipients
Health and Human Services, Department of					
Special Education-Grants for Infants and Families	84.181A			5,011,594	3,584,226
(COVID-19) Activities to Support State, Tribal, Local and Territorial (STLT) Health Department Response to Public Health or Healthcare Crises	93.391			4,096,735	3,143,129
(COVID-19) Behavioral Risk Factor Surveillance System	93.336			13,450	-
(COVID-19) Block Grants for Community Mental Health Services	93.958			2,264,750	1,860,484
(COVID-19) Block Grants for Prevention and Treatment of Substance Abuse	93.959			3,111,544	2,301,541
(COVID-19) Chafee Education and Training Vouchers Program (ETV)	93.599			150,979	-
(COVID-19) Chafee Foster Care Independence Program	93.674			818,360	-
(COVID-19) Child Abuse and Neglect State Grants	93.669			952	-
(COVID-19) Community-Based Child Abuse Prevention Grants	93.590			251,250	222,978
(COVID-19) Coronavirus State and Local Fiscal Recovery Funds	21.027			8,913,814	6,976,681
(COVID-19) Coronavirus State and Local Fiscal Recovery Funds	21.027			1,737,794	-
(COVID-19) Developmental Disabilities Basic Support and Advocacy Grants	93.630			26,243	9,918
(COVID-19) Developmental Disabilities Basic Support and Advocacy Grants	93.630			3,037	-
(COVID-19) Elder Abuse Prevention Interventions Program	93.747			318,368	318,368
(COVID-19) Emergency Grants to Address Mental and Substance Use Disorders During COVID-19	93.665			271,326	70,299
(COVID-19) Emergency Grants to Address Mental and Substance Use Disorders During COVID-19	93.665			2,111,960	45,279
(COVID-19) Epidemiology and Laboratory Capacity for Infectious Diseases (ELC)	93.323			88,051,413	25,742,665
(COVID-19) Family Violence Prevention and Services/ Sexual Assault/Rape Crisis Services and Supports	93.497			5,007	3,745
(COVID-19) Family Violence Prevention and Services/Domestic Violence Shelter and Supportive Services	93.671			47,322	-
(COVID-19) Family Violence Prevention and Services/Domestic Violence Shelter and Supportive Services	93.671			80,924	74,020
(COVID-19) Family Violence Prevention and Services/Domestic Violence Shelter and Supportive Services	93.671			594,034	594,034
(COVID-19) HIV Care Formula Grants	93.917			2,169	-
(COVID-19) Immunization Cooperative Agreements	93.268			11,015,683	9,405,354
(COVID-19) Maternal, Infant and Early Childhood Home Visiting Grant Program	93.870			135,006	121,507
(COVID-19) Medical Assistance Program	93.778			190,329,090	3,136,482
(COVID-19) National Bioterrorism Hospital Preparedness Program	93.889			319,001	73,074
(COVID-19) National Family Caregiver Support, Title III, Part E	93.052			278,400	278,400
(COVID-19) Preventive Health Services_Sexually Transmitted Diseases Control Grants	93.977			476,229	353,138
(COVID-19) Promoting Safe and Stable Families	93.556			403,974	-
(COVID-19) Provider Relief Fund	93.498			141,288	-
(COVID-19) Public Health Emergency Response: Cooperative Agreement for Emergency Response: Public Health Crisis Response	93.354			2,464,878	1,737,086
(COVID-19) Small Rural Hospital Improvement Grant Program	93.301			175,043	164,429
(COVID-19) Special Programs for the Aging_ Title III, Part B_ Grants for Supportive Services and Senior Centers	93.044			78,736	78,736
(COVID-19) Special Programs for the Aging_ Title III, Part B_ Grants for Supportive Services and Senior Centers	93.044			925,200	925,200
(COVID-19) Special Programs for the Aging_ Title III, Part C_ Nutrition Services	93.045			603,600	603,600
(COVID-19) Special Programs for the Aging_ Title III, Part C_ Nutrition Services	93.045			2,008,903	2,008,903

*Award number provided either when ALN is incomplete or not available or in association with Research and Development awards, as required

State of Utah
Schedule of Expenditures of Federal Awards by State Agency
For the Year Ended June 30, 2022

State Agency	ALN Number (Award Number)*	Pass-Through Entity	Pass-Through Identification Number	Directly Expended	Provided to Subrecipients
(COVID-19) Special Programs for the Aging_ Title III, Part D_ Disease Prevention and Health Promotion Services	93.043			87,600	87,600
(COVID-19) Special Programs for the Aging_ Title VII, Chapter 2_ Long Term Care Ombudsman Services for Older Individuals	93.042			19,200	19,200
(COVID-19) Stephanie Tubbs Jones Child Welfare Services Program	93.645			399,273	-
ACA-Transforming Clinical Practice Initiative: Support and Alignment Networks (SANS)	93.639			103,622	-
Adoption and Legal Guardianship Incentive Payments	93.603			570,060	-
Adoption Assistance	93.659			14,148,431	-
Adult Viral Hepatitis Prevention and Control	93.270			384,059	107,469
Affordable Care Act (ACA) Abstinence Education Program	93.235			378,850	306,387
Affordable Care Act (ACA) Personal Responsibility Education Program	93.092			468,721	392,437
Assistance Programs for Chronic Disease Prevention and Control	93.945			287,581	-
Behavioral Risk Factor Surveillance System	93.336			485,340	-
Birth Defects and Developmental Disabilities - Prevention and Surveillance	93.073			341,499	-
Block Grants for Community Mental Health Services	93.958			8,003,858	5,795,372
Block Grants for Prevention and Treatment of Substance Abuse	93.959			20,269,907	16,706,313
Cancer Prevention and Control Programs for State, Territorial and Tribal Organizations	93.898			3,482,736	205,382
Chafee Education and Training Vouchers Program (ETV)	93.599			134,259	-
Chafee Foster Care Independence Program	93.674			803,694	-
Child Abuse and Neglect State Grants	93.669			564,043	-
Child Support Enforcement	93.563			21,099,587	-
Childhood Lead Poisoning Prevention Projects_State and Local Childhood Lead Poisoning Prevention and Surveillance of Blood Lead Levels in Children	93.197			134,898	21,448
Children's Health Insurance Program	93.767			104,040,697	109,786
Chronic Diseases: Research, Control, and Prevention	93.068			56,672	-
Commodity Supplemental Food Program	10.565			260,687	-
Community Programs to Improve Minority Health Grant Program	93.137			359,465	226,234
Community-Based Child Abuse Prevention Grants	93.590			459,098	306,156
Comprehensive Community Mental Health Services for Children with Serious Emotional Disturbances (SED)	93.104			1,487,197	307,433
Cooperative Agreements to Promote Adolescent Health through School-Based HIV/STD Prevention and School-Based Surveillance	93.079			87,582	-
Cooperative Agreements to States/Territories for the Coordination and Development of Primary Care Offices	93.130			147,881	9,360
Cooperative Agreements to Support State-Based Safe Motherhood and Infant Health Initiative Programs	93.946			307,698	-
Crime Victim Assistance/Discretionary Grants	16.582			125,317	125,317
Crime Victim Assistance/Discretionary Grants	16.582	International Association of Chiefs of Police	2019V3GXK007	12,810	-
Department of Health and Human Services	93 (2205-UT-5002)			193,472	-
Developmental Disabilities Basic Support and Advocacy Grants	93.630			668,670	165,535
Disabilities Prevention	93.184			311,642	41,909
Drug Court Discretionary Grant Program	16.585			269,877	199,084
Early Hearing Detection and Intervention Information System (EHDI-IS) Surveillance Program	93.314			161,802	-
Education, Training, and Enhanced Services to End Violence Against and Abuse of Women with Disabilities	16.529			29,427	-
Elder Abuse Prevention Interventions Program	93.747			108,845	108,845
Elder Abuse Prevention Interventions Program	93.747	Benjamin Rose Institute	90EJIG0020-01-00	32,452	-
Emergency Medical Services for Children	93.127			76,377	35,768
Environmental Public Health and Emergency Response	93.070			1,321,239	166,788

*Award number provided either when ALN is incomplete or not available or in association with Research and Development awards, as required

State of Utah
 Schedule of Expenditures of Federal Awards by State Agency
 For the Year Ended June 30, 2022

State Agency	ALN Number (Award Number)*	Pass-Through Entity	Pass-Through Identification Number	Directly Expended	Provided to Subrecipients
Epidemiology and Laboratory Capacity for Infectious Diseases (ELC)	93.323			5,315,021	383,711
Evidence-Based Falls Prevention Programs Financed Solely by Prevention and Public Health Funds (PPHF)	93.761			6,039	2,458
Family Violence Prevention and Services/Domestic Violence Shelter and Supportive Services	93.671			1,294,811	1,239,465
Food Insecurity Nutrition Incentive Grants Program	10.331			167,608	-
Foster Care Title IV-E	93.658			25,316,417	-
Foster Care Title IV-E	93.658			15,678	-
Grants to States for Loan Repayment Program	93.165			269,090	-
Grants to States for Operation of State Offices of Rural Health	93.913			202,661	32,970
Harold Rogers Prescription Drug Monitoring Program	16.754			704,301	62,810
HIV Care Formula Grants	93.917			4,929,940	51,452
HIV Prevention Activities Health Department Based	93.940			1,186,855	139,997
Immunization Cooperative Agreements	93.268			32,467,065	29,924,947
Improving the Health of Americans through Prevention and Management of Diabetes and Heart Disease and Stroke-Financed in part by 2018 Prevention and Public Health Funds	93.426			1,865,289	457,600
Injury Prevention and Control Research and State and Community Based Programs	93.136			5,801,610	1,331,963
Innovative State and Local Public Health Strategies to prevent and Manage Diabetes and Heart Disease and Stroke-	93.435			2,071,290	1,347,316
Maternal and Child Health Federal Consolidated Programs	93.110			392,036	17,759
Maternal and Child Health Services Block Grant to the States	93.994			5,015,910	1,710,795
Maternal, Infant and Early Childhood Home Visiting Grant Program	93.870			3,212,317	2,799,660
Medical Assistance Program	93.778			3,193,406,942	47,501,534
Medical Reserve Corps Small Grant Program	93.008			55,847	38,848
Medicare Enrollment Assistance Program	93.071			138,859	138,859
Mental and Behavioral Health Education and Training Grants	93.732			132,280	-
Mental Health Disaster Assistance and Emergency Mental Health	93.982			972,977	-
National and State Tobacco Control Program	93.387			1,149,777	536,156
National Bioterrorism Hospital Preparedness Program	93.889			2,230,702	1,457,669
National Family Caregiver Support, Title III, Part E	93.052			1,274,449	1,274,449
Nutrition Services Incentive Program	93.053			1,309,352	1,309,352
Opioid STR	93.788			10,860,190	6,453,219
Preventing Maternal Deaths: Supporting Maternal Mortality Review Committees	93.478			324,306	25,496
Preventive Health and Health Services Block Grant	93.991			1,582,753	1,355,684
Preventive Health Services Sexually Transmitted Diseases Control Grants	93.977			1,098,394	422,287
Project Grants and Cooperative Agreements for Tuberculosis Control Programs	93.116			288,149	169,662
Projects for Assistance in Transition from Homelessness (PATH)	93.150			593,848	569,584
Promoting Safe and Stable Families	93.556			1,719,098	124,960
Promoting Safe and Stable Families	93.556			1,109,436	-
Public Health Emergency Preparedness	93.069			7,098,364	4,688,514
Second Chance Act Reentry Initiative	16.812			167,131	-
Senior Community Service Employment Program	17.235			407,853	407,853
Small Rural Hospital Improvement Grant Program	93.301			138,089	113,606
Social Services Block Grant	93.667			22,439,573	2,044,773
Special Education-Grants for Infants and Families	84.181			452,835	415,742
Special Programs for the Aging Title III, Part B Grants for Supportive Services and Senior Centers	93.044			2,642,604	2,642,604
Special Programs for the Aging Title III, Part C Nutrition Services	93.045			2,826,045	2,826,045
Special Programs for the Aging Title III, Part C Nutrition Services	93.045			2,046,759	2,046,759

*Award number provided either when ALN is incomplete or not available or in association with Research and Development awards, as required

State of Utah
 Schedule of Expenditures of Federal Awards by State Agency
 For the Year Ended June 30, 2022

State Agency	ALN Number (Award Number)*	Pass-Through Entity	Pass-Through Identification Number	Directly Expended	Provided to Subrecipients
Special Programs for the Aging_ Title III, Part D_ Disease Prevention and Health Promotion Services	93.043			156,057	156,057
Special Programs for the Aging_ Title IV_ and Title II_ Discretionary Projects	93.048			198,026	198,026
Special Programs for the Aging_ Title VII, Chapter 2_ Long Term Care Ombudsman Services for Older Individuals	93.042			149,974	149,974
Special Programs for the Aging_ Title VII, Chapter 3_ Programs for Prevention of Elder Abuse, Neglect, and Exploitation	93.041			24,799	24,799
Special Supplemental Nutrition Program for Women, Infants, and Children	10.557			36,594,599	34,637,995
State Capacity Building	93.240			204,789	-
State Health Insurance Assistance Program	93.324			415,627	415,627
State Physical Activity and Nutrition (SPAN)	93.439			885,482	209,849
State Rural Hospital Flexibility Program	93.241			761,377	373,861
State Survey and Certification of Health Care Providers and Suppliers (Title XVIII)					
Medicare	93.777			3,740,147	-
Stephanie Tubbs Jones Child Welfare Services Program	93.645			3,946,700	-
Strengthening the Medical Examiner - Coroner System	16.037			851	-
Substance Abuse and Mental Health Services_ Projects of Regional and National Significance	93.243			5,689,232	3,652,072
The CDC Public Health Cancer Genomics Program: Translating Research into Public Health Practice	93.380			501,288	-
Title IV-E Kinship Navigator Program	93.471			207,680	-
Title IV-E Prevention and Family Services and Programs	93.472			987,344	-
Traumatic Brain Injury State Demonstration Grant Program	93.234			129,411	-
Universal Newborn Hearing Screening	93.251			247,572	52,746
WELL-INTEGRATED SCREENING AND EVALUATION FOR WOMEN ACROSS THE NATION (WISEWOMAN)	93.436			1,143,534	438,450
WIC Grants to States (WGS)	10.578			2,255,767	282,084
Total Health and Human Services, Department of				3,914,858,987	245,935,197
Insurance, Department of					
(COVID-19) Coronavirus State and Local Fiscal Recovery Funds	21.027			41,791	-
Total Insurance, Department of				41,791	-
Judicial Branch					
(COVID-19) Coronavirus State and Local Fiscal Recovery Funds	21.027			3,750,431	-
Grants to States for Access and Visitation Programs	93.597			100,000	-
Rural Domestic Violence, Dating Violence, Sexual Assault, and Stalking Assistance Program	16.589	Utah Domestic Violence Coalition	15J0VW-21-GG-0082-RURA	33,232	-
State Court Improvement Program	93.586			497,485	-
Total Judicial Branch				4,381,148	-
Labor Commission					
Compensation and Working Conditions	17.005			98,900	-
Consultation Agreements	17.504			704,400	-
Employment Discrimination_ Title VII of the Civil Rights Act of 1964	30.001			384,000	-
Fair Housing Assistance Program_ State and Local	14.401			120,000	-
Occupational Safety and Health_ State Program	17.503			1,714,700	-
Total Labor Commission				3,022,000	-
Natural Resources, Department of					
(COVID-19) Coronavirus State and Local Fiscal Recovery Funds	21.027			742,746	-
Abandoned Mine Land Reclamation (AMLR)	15.252			2,919,136	-
BLM Wildland Urban Interface Community Fire Assistance	15.228			53,126	-

*Award number provided either when ALN is incomplete or not available or in association with Research and Development awards, as required

State of Utah
 Schedule of Expenditures of Federal Awards by State Agency
 For the Year Ended June 30, 2022

State Agency	ALN Number (Award Number)*	Pass-Through Entity	Pass-Through Identification Number	Directly Expended	Provided to Subrecipients
Boating Safety Financial Assistance	97,012			2,017,638	-
Clean Vessel Act	15,616			203,385	-
Community Economic Adjustment Assistance for Compatible Use and Joint Land Use Studies	12,610			-	-
Cooperative Endangered Species Conservation Fund	15,615			180,291	-
Cooperative Fire Protection Agreement	10,703			50,750	-
Cooperative Forestry Assistance	10,664			3,486,864	378,177
Cooperative Research and Training Programs – Resources of the National Park System	15,945			8,177	-
Cultural and Paleontological Resources Management	15,224			52,571	-
Desert and Southern Rockies Landscape Conservation Cooperatives	15,557			19,598	-
Economic Adjustment Assistance	11,307			253,825	98,633
Environmental Quality and Protection Resource Management	15,236			480,622	-
Environmental Quality Incentives Program	10,912			144,933	-
Fish and Wildlife Coordination Act	15,517			125,509	-
Fish and Wildlife Management Assistance	15,608			692,846	-
Fish, Wildlife and Plant Conservation Resource Management	15,231			97,665	-
Fisheries and Aquatic Resources Management	15,244			60,875	-
Forest Health Protection	10,680			11,750	-
Forest Legacy Program	10,676			75,904	-
Forests and Woodlands Resource Management	15,233			10,893,318	-
Good Neighbor Authority	10,691			2,311,418	-
Legacy Resource Management Program	12,632			35,650	-
Long-Term Surveillance and Maintenance	81,136			226,124	-
Migratory Bird Monitoring, Assessment and Conservation	15,655			15,856	-
Multipurpose Grants to States and Tribes	66,204			2,939	-
National Cooperative Geologic Mapping	15,810			451,598	20,000
National Dam Safety Program	97,041			92,906	-
National Geological and Geophysical Data Preservation	15,814			74,792	-
National Ground-Water Monitoring Network	15,980			18,465	-
National Park Service Conservation, Protection, Outreach, and Educator	15,954			12,471	-
Natural Resource Stewardship	15,944			4,376	-
Outdoor Recreation, Acquisition, Development and Planning	15,916			791,102	-
Partnership Agreements	10,699			33,831	-
Performance Partnership Grants	66,605			27,697	-
Plant and Animal Disease, Pest Control, and Animal Care	10,025			63,264	-
Recreation Resource Management	15,225			33,965	-
Recreation Resources Management	15,524			3,783,309	-
Recreational Trails Program	20,219			1,218,065	-
Regional Conservation Partnership Program	10,932			52,855	-
Regional Wetland Program Development Grants	66,461			243,125	4,432
Regulation of Surface Coal Mining and Surface Effects of Underground Coal Mining	15,250			1,936,803	-
Soil and Water Conservation	10,902			57,886	-
Sport Fish Restoration	15,605			6,856,599	-
State Energy Program	81,041			669,327	53,208
State Energy Program Loans - Beginning Loan Balance	81,119			987,973	-
State Energy Program Special Projects	81,119			-	-
State Underground Water Source Protection	66,433			101,321	-
State Wildlife Grants	15,634			775,853	-
Title XVI Water Reclamation and Reuse	15,504			632,785	-
U.S. Geological Survey_ Research and Data Collection	15,808			95,997	-
Upper Colorado and San Juan River Basins Endangered Fish Recovery	15,529			1,337,211	-
Upper Colorado River Basin Fish and Wildlife Mitigation	15,535			216,396	-

*Award number provided either when ALN is incomplete or not available or in association with Research and Development awards, as required

State of Utah
Schedule of Expenditures of Federal Awards by State Agency
For the Year Ended June 30, 2022

State Agency	ALN Number (Award Number)*	Pass-Through Entity	Pass-Through Identification Number	Directly Expended	Provided to Subrecipients
Urban and Community Forestry Program	10.675			21,645	-
WaterSMART (Sustaining and Manage America's Resources for Tomorrow)	15.507			68,544	-
Wildlife Resource Management	15.247			133,449	-
Wildlife Restoration and Basic Hunter Education	15.611			19,616,310	-
Total Natural Resources, Department of				65,573,436	554,450
Public Safety, Department of					
(COVID-19) Department of Homeland Security	97 (COVID19PPE)			674,637	-
(COVID-19) Disaster Grants - Public Assistance (Presidentially Declared Disasters)	97.036			183,253,964	183,181,014
Commercial Driver's License Program Improvement Grant	20.232			13,073	-
Community Assistance Program State Support Services Element (CAP-SSSE)	97.023			112,028	-
Cooperating Technical Partners	97.045			2,229,751	11,157
Department of Homeland Security	97 (Various)	State of Oregon	Various	1,672,333	1,672,333
Department of Homeland Security	97 (Various)	State of California	Various	3,741,315	3,741,315
Department of Homeland Security	97 (Various)	State of Montana	Various	1,302,085	1,302,085
Disaster Grants - Public Assistance (Presidentially Declared Disasters)	97.036			14,645,931	14,533,269
DNA Backlog Reduction Program	16.741			839,864	-
Earthquake Consortium	97.082			72,975	44,072
Emergency Management Performance Grants	97.042			3,508,067	1,198,000
Emergency Management Performance Grants	97.042			1,058,919	800,000
Emergency Management Performance Grants	97.042			814,637	-
Equitable Sharing Program	16.922			125,244	-
Financial Assistance for Countering Violent Extremism	97.132			102,199	48,150
Fire Management Assistance Grant	97.046			11,105,710	-
Hazard Mitigation Grant	97.039			1,623,298	1,564,095
High Intensity Drug Trafficking Areas Program	95.001			771,540	339,358
Homeland Security Grant Program	97.067			5,990,470	5,472,797
Interagency Hazardous Materials Public Sector Training and Planning Grants	20.703			213,089	18,122
National Highway Traffic Safety Administration (NHTSA) Discretionary Safety Grants	20.614			82,003	-
National Institute of Justice Research, Evaluation, and Development Project Grants	16.560			74,715	74,715
National Priority Safety Programs	20.616			2,220,228	443,875
National Sexual Assault Kit Initiative	16.833			358,145	-
Non-Profit Security Program	97.008			628,781	628,781
Paul Coverdell Forensic Sciences Improvement Grant Program	16.742			252,615	86,870
Pre-Disaster Mitigation	97.047			3,114,511	2,572,716
State and Community Highway Safety	20.600			2,633,466	546,192
Total Public Safety, Department of				243,235,594	218,278,916
Student Assistance Programs					
Federal Family Education Loans Reinsurance - Beginning Guarantee Amount	84.032			562,009,375	-
Federal Family Education Loans Reinsurance - Guarantees Made	84.032			11,774,405	-
STUDENT LOAN GUARANTEE PROGRAM FEES	84.032			603,982	-
STUDENT LOAN PURCHASE PROGRAM, NET	84.032			(16,798,837)	-
Total Student Assistance Programs				557,588,925	-
Tax Commission					
Federal Oil and Gas Royalty Management State and Tribal Coordination	15.427			567,123	-
Total Tax Commission				567,123	-
Transportation, Department of					

*Award number provided either when ALN is incomplete or not available or in association with Research and Development awards, as required

State of Utah
 Schedule of Expenditures of Federal Awards by State Agency
 For the Year Ended June 30, 2022

State Agency	ALN Number (Award Number)*	Pass-Through Entity	Pass-Through Identification Number	Directly Expended	Provided to Subrecipients
(COVID-19) Airport Improvement Program	20.106			3,913	-
(COVID-19) Formula Grants for Rural Areas	20.509			7,405,118	7,355,701
(COVID-19) Highway Planning and Construction	20.205			5,643,464	-
Airport Improvement Program	20.106			243,016	-
Bus and Bus Facilities Formula Program	20.526			229,286	229,286
Enhanced Mobility of Seniors and Individuals with Disabilities	20.513			3,490,389	2,521,268
Formula Grants for Rural Areas	20.509			5,572,706	3,969,110
Highway Planning and Construction	20.205			339,615,345	6,099,161
Highway Planning and Construction	20.205			6,654,104	-
Highway Research and Development Program	20.200 (Various)			2,147,361	-
Highway Research and Development Program	20.200			587,598	-
Highway Training and Education	20.215			146,087	-
Metropolitan Transportation Planning and State and Non-Metropolitan Planning and Research	20.505			1,280,875	1,232,454
Motor Carrier Safety Assistance	20.218			3,155,895	-
Motor Carrier Safety Assistance High Priority Activities Grants and Cooperative Agreements	20.237			487,162	-
National Infrastructure Investments	20.933			1,109	-
Rail Fixed Guideway Public Transportation System State Safety Oversight Formula Grant Program	20.528			352,982	-
Total Transportation, Department of				377,016,410	21,406,980
Utah National Guard					
Department of Justice	16 (various)			4,696,803	-
Military Construction, National Guard	12.400			3,303,011	-
National Guard Military Operations and Maintenance (O&M) Projects	12.401			22,024,614	-
National Guard Military Operations and Maintenance (O&M) Projects	12.401			3,250,726	-
National Guard Military Operations and Maintenance (O&M) Projects	12.401			1,798,134	-
National Guard Military Operations and Maintenance (O&M) Projects	12.401			68,068	-
National Guard Military Operations and Maintenance (O&M) Projects	12.401			43,194	-
National Guard Military Operations and Maintenance (O&M) Projects	12.401			130,057	-
National Guard Military Operations and Maintenance (O&M) Projects	12.401			2,151,740	-
National Guard Military Operations and Maintenance (O&M) Projects	12.401			1,694,826	-
National Guard Military Operations and Maintenance (O&M) Projects	12.401			413,207	-
National Guard Military Operations and Maintenance (O&M) Projects	12.401			1,623,848	-
National Guard Military Operations and Maintenance (O&M) Projects	12.401			434,336	-
National Guard Military Operations and Maintenance (O&M) Projects	12.401			123,381	-
National Guard Military Operations and Maintenance (O&M) Projects	12.401			121,300	-
National Guard Military Operations and Maintenance (O&M) Projects	12.401			898,841	-
National Guard Military Operations and Maintenance (O&M) Projects	12.401			2,251,676	-
Total Utah National Guard				45,027,762	-
Veterans' and Military Affairs, Department of					
(COVID-19) Veterans State Nursing Home Care	64.015			3,773,154	3,773,154
Burial Expenses Allowance for Veterans	64.101			364,234	-
Department of Veterans Affairs	64 (V101 (223C) P-5459)			208,218	-
State Cemetery Grants	64.203			550,589	-
Veterans Prescription Service	64.012			153,625	153,625
Veterans State Nursing Home Care	64.015			41,432,561	41,432,561
Total Veterans' and Military Affairs, Department of				46,482,381	45,359,340
Workforce Services, Department of					
Randolph-Sheppard – Financial Relief and Restoration Payments	84-426A			124,646	-

*Award number provided either when ALN is incomplete or in association with Research and Development awards, as required

State of Utah
 Schedule of Expenditures of Federal Awards by State Agency
 For the Year Ended June 30, 2022

State Agency	ALN Number (Award Number)*	Pass-Through Entity	Pass-Through Identification Number	Directly Expended	Provided to Subrecipients
Rehabilitation Services_Vocational Rehabilitation Grants to States	84.176A			26,653,155	1,301,856
Supported Employment Services for Individuals with the Most Significant Disabilities	84.187A			110,740	-
Rehabilitation Services_Independent Living Services for Older Individuals Who are Blind	84.177B			224,603	224,603
Supported Employment Services for Individuals with the Most Significant Disabilities	84.187B			128,490	-
(COVID-19) Child Care and Development Block Grant	93.575			105,021,196	3,490,594
(COVID-19) Community Development Block Grants/State's Program and Non- Entitlement Grants in Hawaii	14.228			3,833,700	3,754,031
(COVID-19) Community Services Block Grant	93.569			1,467,364	1,465,740
(COVID-19) Coronavirus State and Local Fiscal Recovery Funds	21.027			38,973,927	-
(COVID-19) Coronavirus State and Local Fiscal Recovery Funds	21.027			8,723,820	8,723,820
(COVID-19) Emergency Rental Assistance Program	21.023			102,868,814	1,579,833
(COVID-19) Emergency Rental Assistance Program	21.023	Davis County	VARIOUS	12,097,012	247,101
(COVID-19) Emergency Rental Assistance Program	21.023	Salt Lake City	VARIOUS	5,809,081	88,579
(COVID-19) Emergency Rental Assistance Program	21.023	Salt Lake County	VARIOUS	31,045,118	359,593
(COVID-19) Emergency Rental Assistance Program	21.023	Utah County	VARIOUS	16,322,471	191,506
(COVID-19) Emergency Solutions Grant Program	21.023			751,362	-
(COVID-19) Homeowner Assistance Fund	14.231			6,935,877	6,609,528
(COVID-19) Low-Income Home Energy Assistance	21.026			40,351	-
(COVID-19) PEBT Grants to States	93.568			7,286,746	181,332
(COVID-19) PEBT Grants to States	10.649			1,119,616	-
(COVID-19) State Administrative Matching Grants for the Supplemental Nutrition Assistance Program	10.561			1,305,112	-
(COVID-19) Supplemental Nutrition Assistance Program	10.551			267,467,832	-
(COVID-19) Unemployment Insurance	17.225			10,588,135	-
ACL Independent Living State Grants	93.369			338,709	338,709
Apprenticeship USA Grants	17.285			311,440	-
Child Care and Development Block Grant	93.575			81,632,300	12,824,649
Child Care Mandatory and Matching Funds of the Child Care and Development Fund	93.596			37,107,124	-
Community Development Block Grants/State's Program and Non-Entitlement Grants in Hawaii	14.228			4,664,167	4,394,171
Community Services Block Grant	93.569			3,878,460	3,731,091
Continuum of Care Program	14.267			416,878	-
Department of Labor	17 (VARIOUS)			259,889	-
Disabled Veterans' Outreach Program (DVOP)	17.801			814,963	-
Emergency Solutions Grant Program	14.231			1,335,886	1,100,456
Employment Service/Wagner-Peyser Funded Activities	17.207			7,035,679	-
Employment Service/Wagner-Peyser Funded Activities	17.207	The Colorado Department of Labor and Employment	VARIOUS	468,799	-
Employment Service/Wagner-Peyser Funded Activities	17.207	Minnesota Department of Employment and Economic Development	VARIOUS	259,394	-
Head Start	93.600			140,329	-
Home Investment Partnerships Program	14.239			3,782,692	5,000
Home Investment Partnerships Program	14.239			438,329	-
Home Investment Partnerships Program (New Loans Made)	14.239			4,642,222	-
Home Investment Partnerships Program (Starting Balance)	14.239			79,864,193	-
Housing Opportunities for Persons with AIDS	14.241			319,642	311,449
Housing Trust Fund	14.275			88,271	-
Housing Trust Fund (Beginning Balance)	14.275			9,782,766	-
Housing Trust Fund (Loans Made)	14.275			1,699,906	-

*Award number provided either when ALN is incomplete or not available or in association with Research and Development awards, as required

State of Utah
 Schedule of Expenditures of Federal Awards by State Agency
 For the Year Ended June 30, 2022

State Agency	ALN Number (Award Number)*	Pass-Through Entity	Pass-Through Identification Number	Directly Expended	Provided to Subrecipients
Labor Force Statistics	17,002			1,092,592	-
Local Veterans' Employment Representative Program	17,804			165,677	-
Low-Income Home Energy Assistance	93,568			24,746,880	12,253,080
Refugee and Entrant Assistance - State Administered Programs	93,566			8,898,318	5,316,828
Rental Housing Rehabilitation (Beginning Balance)	14,230			250,933	-
Rental Housing Rehabilitation (Loans Made)	14,230			-	-
Rural Housing Preservation Grants (Beginning Balance)	10,433			1,790,332	-
Rural Housing Preservation Grants (Loans Made)	10,433			-	-
Social Security - Work Incentives Planning and Assistance Program	96,008			145,250	-
Social Security Administration	96,001			13,986,705	-
Social Security Disability Insurance	93,667			15,000	-
Social Services Block Grant					
State Administrative Matching Grants for the Supplemental Nutrition Assistance Program	10,561			22,416,406	-
State Funded Unemployment Expenditures - Unemployment Insurance	17,225			141,677,832	-
Supplemental Nutrition Assistance Program	10,551			289,102,434	-
Temporary Assistance for Needy Families	93,558			38,752,088	14,020,409
Temporary Labor Certification for Foreign Workers	17,273			401,893	-
The Rural Development (RD) Multi-Family Housing Revitalization Demonstration Program (MPR) (Beginning Balance)	10,447			3,793,992	-
The Rural Development (RD) Multi-Family Housing Revitalization Demonstration Program (MPR) (Loans Made)	10,447			183,500	-
Trade Adjustment Assistance	17,245			491,364	-
Unemployment Insurance	17,225			29,881,765	33,972
Volunteers in Service to America	94,013			14,396	-
Weatherization Assistance for Low-Income Persons	81,042			2,573,038	2,178,608
WIOA Adult Program	17,258			4,224,180	-
WIOA Dislocated Worker Formula Grants	17,278			3,221,801	-
WIOA Youth Activities	17,259			3,000,744	-
Work Opportunity Tax Credit Program (WOTC)	17,271			204,654	-
Total Workforce Services, Department of				1,479,473,063	84,726,538
TOTAL PRIMARY GOVERNMENT				8,360,713,088	1,598,721,167
COMPONENT UNITS					
Bridgerland Technical College					
(COVID-19) Education Stabilization Fund	84-425E			307,000	-
(COVID-19) Education Stabilization Fund	84-425F			1,311,455	-
Education and Human Resources	47,076 (1801154)			32,662	-
Education and Human Resources	47,076 (2000786)			52,965	-
Education and Human Resources	47,076 (2100322)			59,728	-
Federal Pell Grant Program	84-063			758,951	-
Total Bridgerland Technical College				2,522,761	-
Davis Technical College					
Federal Supplemental Educational Opportunity Grants	84-007			53,799	-
Federal Work-Study Program	84-033			6,642	-
Federal Pell Grant Program	84-063			991,036	-
(COVID-19) Education Stabilization Fund	84-425E			1,697,525	-
(COVID-19) Education Stabilization Fund	84-425F			1,016,185	-
Total Davis Technical College				3,765,187	-
Dixie Technical College					

*Award number provided either when ALN is incomplete or not available or in association with Research and Development awards, as required

State of Utah
 Schedule of Expenditures of Federal Awards by State Agency
 For the Year Ended June 30, 2022

State Agency	ALN Number (Award Number)*	Pass-Through Entity	Pass-Through Identification Number	Directly Expended	Provided to Subrecipients
(COVID-19) Education Stabilization Fund	84.425E			254,390	-
(COVID-19) Education Stabilization Fund	84.425F			241,266	-
Federal Pell Grant Program	84.063			801,728	-
Total Dixie Technical College				1,297,384	-
Mountainland Technical College					
Federal Supplemental Educational Opportunity Grants	84.007			8,915	-
Federal Pell Grant Program	84.063			681,272	-
(COVID-19) Education Stabilization Fund	84.425E			593,800	-
(COVID-19) Education Stabilization Fund	84.425F			696,200	-
Total Mountainland Technical College				1,980,187	-
Ogden-Weber Technical College					
Youthbuild	17.274			509,223	-
Federal Supplemental Educational Opportunity Grants	84.007			66,229	-
Federal Work-Study Program	84.033			18,288	-
Career and Technical Education -- Basic Grants to States	84.048	USBE	GT-USBE-9418	109,870	-
Federal Pell Grant Program	84.063			1,011,340	-
AmeriCorps	94.006	YOUTHBUILD USA	various	96,848	-
(COVID-19) Education Stabilization Fund	84.425E			776,142	-
(COVID-19) Education Stabilization Fund	84.425F			1,451,794	-
Total Ogden-Weber Technical College				4,039,734	-
Salt Lake Community College					
(COVID-19) Education Stabilization Fund	84.425E			18,806,798	-
(COVID-19) Education Stabilization Fund	84.425F			20,239,334	-
(COVID-19) Education Stabilization Fund	84.425M			409,993	-
Child Care Access Means Parents in School	84.335A			248,760	-
Higher Education Institutional Aid	84.031A			302,219	-
TRIO_Student Support Services	84.042A			739,877	-
TRIO_Talent Search	84.044A			312,308	-
AmeriCorps	94.006			119,131	-
Education and Human Resources	47.076 (VARIOUS)	PENN STATE UNIVERSITY	VARIOUS	8,249	-
Education and Human Resources	47.076 (145888.1)			25,453	-
Education and Human Resources	47.076			314,027	-
Federal Direct Student Loans	84.268			7,656,798	-
Federal Pell Grant Program	84.063			19,852,939	-
Federal Supplemental Educational Opportunity Grants	84.007			592,426	-
Federal Work-Study Program	84.033			148,665	-
Geosciences	47.050 (VARIOUS)			76,420	-
Total Salt Lake Community College				69,853,397	-
Snow College					
Federal Direct Student Loans	10.500	Washington State University	134194.G004006	32,710	-
Education and Human Resources	47.076 (1601397)			32,797	-
Federal Supplemental Educational Opportunity Grants	84.007			91,955	-
Federal Work-Study Program	84.033			95,441	-
TRIO_Upward Bound	84.047			376,897	-
Federal Pell Grant Program	84.063			6,793,620	-
TRIO_Student Support Services	84.063			385,628	-
Federal Direct Student Loans	84.268			3,228,282	-
(COVID-19) Education Stabilization Fund	84.425E			4,718,730	-
(COVID-19) Education Stabilization Fund	84.425F			3,617,382	-

*Award number provided either when ALN is incomplete or not available or in association with Research and Development awards, as required

State of Utah
 Schedule of Expenditures of Federal Awards by State Agency
 For the Year Ended June 30, 2022

State Agency	ALN Number (Award Number)*	Pass-Through Entity	Pass-Through Identification Number	Directly Expended	Provided to Subrecipients
Total Snow College				19,373,442	-
Southern Utah University					
Department of Agriculture	10 (19-CS-11242305-075)			259,989	-
Department of Agriculture	10 (None Provided)			2,943	-
Conservation Reserve Program	10.069			8,372	-
Women and Minorities in Science, Technology, Engineering, and Mathematics Fields Child and Adult Care Food Program	10.318 10.558			41,036 204,863	-
Cooperative Forestry Assistance	10.664			18,923	-
Urban and Community Forestry Program	10.675			248,060	-
BUILD TO SCALE	11.024			164,796	-
(COVID-19) Economic Adjustment Assistance	11.307	Utah Tech	ED20DEN3070039	122,177	-
(COVID-19) Economic Adjustment Assistance	11.307	Utah Tech	ED20DEN3070039	47,648	-
Cultural and Paleontological Resources Management	15.224			16,810	-
Fish, Wildlife and Plant Conservation Resource Management	15.231			58,350	-
BLM Youth Conservation	15.243			361,654	-
Wildlife Resource Management	15.247			14,652	-
National Landscape Conservation System	15.248			13,296	-
Cooperative Ecosystem Studies Units	15.678			13,031	-
U.S. Geological Survey_ Research and Data Collection	15.808			11,355	-
Cooperative Research and Training Programs – Resources of the National Park System	15.945			1,435,993	-
Cooperative Research and Training Programs – Resources of the National Park System	15.945			142,130	-
H-1B Job Training Grants	17.268			807,030	-
Professional and Cultural Exchange Programs - Citizen Exchanges	19.415			20,000	-
National Aeronautics and Space Administration	43 (Various)	University of Utah	Various	39,686	-
Promotion of the Humanities_ Division of Preservation and Access	45.149			5,622	-
Promotion of the Humanities_ Professional Development	45.163			120,138	-
Engineering Grants	47.041			26,681	-
Geosciences	47.050			2,677	-
Education and Human Resources	47.076 (Various)	University of Houston	Various	20,456	-
(COVID-19) Shattered Venue Operators Grants	59.075			2,108,743	-
Federal Supplemental Educational Opportunity Grants	84.007			138,562	-
Federal Work-Study Program	84.033			278,797	-
Federal Perkins Loan Program	84.038			29,907	-
Perkins Loan Program - Beginning Loan Balance	84.038			894,019	-
Perkins Loan Program - Loans made	84.038			-	-
TRIO_ Student Support Services	84.042			351,045	-
TRIO_ Talent Search	84.044			358,979	-
TRIO_ Upward Bound	84.044			581,909	-
Federal Pell Grant Program	84.063			16,692,855	-
Federal Direct Student Loans	84.268			21,986,672	-
Telehealth Programs	93.211	SW Utah CHC, Four Corners BH, Utah Support A for RA	G25RH32477	277,750	-
Telehealth Programs	93.211	SW Utah CHC, Four Corners BH, Utah Support A for RA	GAI1RH33545	49,205	-
Telehealth Programs	93.211	Utah Support A for RA		101,586	-
Telehealth Programs	93.211	Utah Support A for RA		251,854	-
Head Start	93.600			5,788,848	-
Child Health and Human Development Extramural Research	93.865			177	-
Child Care Access Means Parents in School	84.335A			89,840	-
(COVID-19) Education Stabilization Fund	84.425E			9,256,234	-

*Award number provided either when ALN is incomplete or in association with Research and Development awards, as required

State of Utah
 Schedule of Expenditures of Federal Awards by State Agency
 For the Year Ended June 30, 2022

State Agency	ALN Number (Award Number)*	Pass-Through Entity	Pass-Through Identification Number	Directly Expended	Provided to Subrecipients
(COVID-19) Education Stabilization Fund	84.425F			13,021,800	-
(COVID-19) Education Stabilization Fund	84.425M			431,404	-
BIA/BIE Cross-Cutting Section	15 (140L0618D0061)			114,408	-
Total Southern Utah University				77,032,962	-
Southwest Technical College					
Federal Pell Grant Program	84.063			446,887	-
(COVID-19) Education Stabilization Fund	84.425E			335,037	-
(COVID-19) Education Stabilization Fund	84.425F			19,099	-
(COVID-19) Education Stabilization Fund	84.425F			468,175	-
Total Southwest Technical College				1,269,198	-
Tooele Technical College					
Federal Pell Grant Program	84.063			243,856	-
(COVID-19) Education Stabilization Fund	84.425F			672,197	-
Total Tooele Technical College				916,053	-
Uintah Basin Technical College					
Economic Adjustment Assistance	11.307			572,469	-
Federal Pell Grant Program	84.063			119,123	-
(COVID-19) Education Stabilization Fund	84.425E			405,617	-
(COVID-19) Education Stabilization Fund	84.425F			58,077	-
Total Uintah Basin Technical College				1,155,286	-
University of Utah					
(COVID-19) Education Stabilization Fund	84.425E			26,314,900	-
(COVID-19) Education Stabilization Fund	84.425F			19,004,784	-
Child Care Access Means Parents in School	84.335A			320,378	-
Language Resource Centers	84.229A			142,256	-
National Resource Centers Program for Foreign Language and Area Studies or Foreign Language and International Studies Program and Foreign Language and Area Studies Fellowship Program	84.015A			593,479	226,986
Research in Special Education	84.324A (FY2019-005)	UNIVERSITY OF KANSAS	FY2019-005	28,176	-
TRIO_Student Support Services	84.042A			385,407	-
TRIO_Upward Bound	84.047A			463,670	-
Comprehensive Centers	84.283B (VARIOUS)	WESTED	VARIOUS	251,675	-
Federal Work-Study Program	84.033B			1,864,249	-
National Resource Centers Program for Foreign Language and Area Studies or Foreign Language and International Studies Program and Foreign Language and Area Studies Fellowship Program	84.015B			1,335,283	595,248
Children with Disabilities	84.325D			126,021	-
Special Education - Personnel Development to Improve Services and Results for Children with Disabilities	84.325K			776,213	-
Office of English Language Acquisition	84.365Z			208,555	-
(COVID-19) 21st Century Cures Act - Beau Biden Cancer Moonshot	93.353 (VARIOUS)			76,065	32,295
(COVID-19) Allergy and Infectious Diseases Research	93.855 (1R2JA1158568-01)			173,466	-
(COVID-19) Allergy and Infectious Diseases Research	93.855 (3P50A1150464-1451)			(48,476)	1,439
(COVID-19) Biological Sciences	47.074 (2033695)			15,576	-
(COVID-19) Biological Sciences	47.074 (2034797)			111,166	-
(COVID-19) Cancer Detection and Diagnosis Research	93.394 (3R01CA206522-0551)			78,947	-
(COVID-19) Coronavirus Relief Fund	21.019	SALT LAKE COUNTY UT	VARIOUS	(3,682)	-
(COVID-19) Department of Health and Human Services	93 (201PA2014103)			38,023	-

*Award number provided either when ALN is incomplete or not available or in association with Research and Development awards, as required

State of Utah
 Schedule of Expenditures of Federal Awards by State Agency
 For the Year Ended June 30, 2022

State Agency	ALN Number (Award Number)*	Pass-Through Entity	Pass-Through Identification Number	Directly Expended	Provided to Subrecipients
(COVID-19) Department of Health and Human Services	93 (20IPAZ014119)			58,590	-
(COVID-19) Department of Health and Human Services	93 (20IPAZ014121)			64,744	-
(COVID-19) Department of Health and Human Services	93 (WSU220203)	WAYNE STATE UNIVERSITY	WSU22023	21,989	-
(COVID-19) Department of Health and Human Services	93 (VARIOUS)	ABT ASSOCIATES INC	VARIOUS	5,122,376	-
(COVID-19) Department of Health and Human Services	93 (PI-CD33-PCOR PO 3663)	THE TASK FORCE FOR GLOBAL HEALTH	PI-CD33-PCOR PO 3663	59,135	-
(COVID-19) Department of Health and Human Services	93 (21CTA-DM0032)	LEIDOS	21CTA-DM0032	44,423	-
(COVID-19) Department of Health and Human Services	93 (75D30121C11016)	TRANSLATIONAL GENOMIC RESEARCH INSTITUTE	75D30121C11016	134,616	-
(COVID-19) Department of Health and Human Services	93 (TASK ORDER 51538)	ABT ASSOCIATES INC	TASK ORDER 51538	345,138	-
(COVID-19) Engineering Grants	47.041 (2029515)			6,403	-
(COVID-19) Engineering Grants	47.041 (2030359)			141,601	-
(COVID-19) Engineering Grants	47.041 (2032838)			93,288	-
(COVID-19) Engineering Grants	47.041 (VARIOUS)			5,600	-
(COVID-19) Grants to Provide Outpatient Early Intervention Services with Respect to HIV Disease	93.918 (1H7CHA37283-01)			(42)	-
(COVID-19) Lung Diseases Research	93.838 (PREG-01-21)	NYU LANGONE MEDICAL CENTER	PREG-01-21	26,572	-
(COVID-19) Lung Diseases Research	93.838 (VARIOUS)	NEW YORK UNIVERSITY	VARIOUS	1,553,450	1,219,896
(COVID-19) Lung Diseases Research	93.838	NYU LANGONE MEDICAL CENTER	PREG-01-21	1,168,385	986,481
(COVID-19) Mathematical and Physical Sciences	47.049 (1923936)			27,127	-
(COVID-19) Mental and Behavioral Health Education and Training Grants	93.732 (1U3MHP45388-01)			337,821	-
(COVID-19) National Center for Advancing Translational Sciences	93.350 (2004901808)	JOHNS HOPKINS UNIVERSITY	2004901808	63,151	-
(COVID-19) Occupational Safety and Health Program	93.262 (5U19OH012304-02)			275,890	-
(COVID-19) Poison Center Support and Enhancement Grant Program	93.253 (1H4CH537362-01)			(743)	-
(COVID-19) Promotion of the Humanities, Office of Digital Humanities	45.169			(62,599)	-
(COVID-19) Provider Relief Funds	93.498			13,624,005	-
(COVID-19) Provider Relief Funds	93.498			80,983,707	-
(COVID-19) Shattered Venue Operators Grants	59.075			1,680,525	-
(COVID-19) Shattered Venue Operators Grants	59.075			871,230	-
(COVID-19) Shattered Venue Operators Grants	59.075			3,302,315	-
(COVID-19) Social, Behavioral, and Economic Sciences	47.075 (2148501)			29,616	-
(COVID-19) Telehealth Programs	93.211 (1GA5RH37461-01)			171,958	78,978
(COVID-19) Translation and Implementation Science Research for Heart, Lung, Blood Diseases, and Sleep Disorders	93.840	VANDERBILT UNIVERSITY MEDICAL CENTER	VUMC 92332	28,311	-
(COVID-19) Trans-NIH Research Support	93.310 (VARIOUS)			1,706,159	3,009
21st Century Cures Act - Beau Biden Cancer Moonshot	93.353 (VARIOUS)			5,284,486	2,386,544
21st Century Cures Act - Beau Biden Cancer Moonshot	93.353 (60051626 UTAH)	NORTHWESTERN UNIVERSITY	60051626 UTAH	51,194	-
21st Century Cures Act - Beau Biden Cancer Moonshot	93.353 (VARIOUS)	DANA FARBEN CANCER INSTITUTE	VARIOUS	46,826	-
21st Century Cures Act - Precision Medicine Initiative	93.368 (LOT20D028414-01)			1,878,626	-
Academic Exchange Programs - Scholars	19.401 (NONE)	BINATIONAL FULBRIGHT COMM IN EGYPT	NONE	7,127	6,479
Academic Exchange Programs - Undergraduate Programs	19.009	WORLD LEARNING	CBPSA20-UU01	5,310	-
Advanced Nursing Education Grant Program	93.247 (VARIOUS)			685,167	715
Advanced Research Projects Agency - Energy	81.135 (VARIOUS)			1,874,635	383,866
Aeronautics	43.002 (80NSSC21M0098)			125,064	-
Affordable Care Act (ACA) Public Health Training Centers Program	93.516 (FY19.641.003)	UNIVERSITY OF COLORADO AT DENVER	FY19.641.003	46,009	-
Aging Research	93.866 (VARIOUS)			8,368,804	453,556
Aging Research	93.866 (1972)	UNIVERSITY OF WISCONSIN-MADISON	1972	5,195	-
Aging Research	93.866 (584610)	UNIVERSITY OF PENNSYLVANIA	584610	86,476	-

*Award number provided either when ALN is incomplete or not available or in association with Research and Development awards, as required

State of Utah
 Schedule of Expenditures of Federal Awards by State Agency
 For the Year Ended June 30, 2022

State Agency	ALN Number (Award Number)*	Pass-Through Entity	Pass-Through Identification Number	Directly Expended	Provided to Subrecipients
		RECURSION PHARMACEUTICALS			
Aging Research	93.866 (10052173)	LLC	10052173	81,822	-
Aging Research	93.866 (16091646)	WEILL CORNELL MEDICINE UNIVERSITY OF SOUTHERN CALIFORNIA	16091646	4,534	-
Aging Research	93.866 (93026191)	BOSTON UNIVERSITY	93026191	1,261	-
Aging Research	93.866 (4500004045)	UNIVERSITY OF CALIFORNIA	4500004045	28,645	-
Aging Research	93.866 (2021-1610)	IRVINE	2021-1610	7,610	-
Aging Research	93.866 (547-100710-550174)	WAKE FOREST UNIVERSITY	547-100710-550174	73,459	-
Aging Research	93.866 (AWD00003000(135313-1))	UNIVERSITY OF PITTSBURGH	AWD00003000(135313-1)	12,796	-
Aging Research	93.866 (F0452-02 PO# iB00446629)	NEW YORK UNIVERSITY	F0452-02 PO# iB00446629	75,513	-
Aging Research	93.866 (GR16280)	UNIVERSITY OF KANSAS	GR16280	186,775	-
Aging Research	93.866 (RC1130188)	MICHIGAN STATE UNIVERSITY	RC1130188	13,018	-
Aging Research	93.866 (SUB202007-0017 GMO 200709)	UNIV OF TEXAS SOUTHWESTERN MEDICAL CTR	SUB202007-0017 GMO 200709	(685)	-
Aging Research	93.866 (UNI-234899)	MAYO CLINIC ROCHESTER	UNI-234899	328,512	-
Aging Research	93.866 (UWSC13072)	UNIVERSITY OF WASHINGTON	UWSC13072	34,244	-
Aging Research	93.866 (WU-20-329)	WASHINGTON UNIVERSITY IN ST LOUIS	WU-20-329	221,977	-
Aging Research	93.866 (VARIOUS)	BRIGHAM YOUNG UNIVERSITY	VARIOUS	27,616	-
Aging Research	93.866 (VARIOUS)	DUKE CLINICAL RESEARCH INSTITUTE	VARIOUS	74,114	-
Aging Research	93.866 (VARIOUS)	DUKE UNIVERSITY	VARIOUS	4,841	-
Aging Research	93.866 (VARIOUS)	UNIVERSITY OF COLORADO AT BOULDER	VARIOUS	169,459	-
Agricultural Research, Basic and Applied Research	10.001 (58-2072-0-036)			69,240	-
Agriculture and Food Research Initiative (AFRI)	10.310 (VARIOUS)			157,569	-
Agriculture and Food Research Initiative (AFRI)	10.310 (1319858-G003955)	WASHINGTON STATE UNIVERSITY	1319858-G003955	59,811	-
Agriculture and Food Research Initiative (AFRI)	10.310 (ASUB00000697)	ARIZONA STATE UNIVERSITY	ASUB00000697	82,556	-
Air Force Defense Research Sciences Program	12.800 (VARIOUS)			1,493,031	621,490
Air Force Defense Research Sciences Program	12.800 (1657)	BROWN UNIVERSITY	1657	175,314	-
Air Force Defense Research Sciences Program	12.800 (FA864921P1464-UU)	ELPHEL INC	FA864921P1464-UU	163,949	-
Air Force Defense Research Sciences Program	12.800 (KR 703978)	UNIVERSITY OF CALIFORNIA SAN DIEGO	KR 703978	247,298	-
Air Force Defense Research Sciences Program	12.800 (S-001521)	UNIVERSITY OF CALIFORNIA RIVERSIDE	S-001521	113,439	-
Air Force Defense Research Sciences Program	12.800 (S-109-463-002)	UES INC	S-109-463-002	3,640	-
Air Transportation Centers of Excellence	20.109 (08-C-AM-UU 12-C-AM- UU)			11,131	-
Alcohol Research Programs	93.273 (IF3IAA030209-01)			5,167	-
Alcohol Research Programs	93.273 (VARIOUS)			779,154	10,372
Alcohol Research Programs	93.273 (A00-3115-5001 (MUSC18- 025-8C712))	MEDICAL UNIVERSITY OF SOUTH CAROLINA	A00-3115-5001 (MUSC18-025- 8C712)	14,672	-
Alcohol Research Programs	93.273 (UWSC9335)	UNIVERSITY OF WASHINGTON	UWSC9335	133,189	-
Alcohol Research Programs	93.273 (VARIOUS)	RHODE ISLAND HOSPITAL	VARIOUS	65,708	-
Allergy and Infectious Diseases Research	93.855 (VARIOUS)			12,589,493	1,382,743
Allergy and Infectious Diseases Research	93.855 (10035912)	BIOFIRE DIAGNOSTICS INC	10035912	13,869	-
Allergy and Infectious Diseases Research	93.855 (10049369)	GLYCOMIRA LLC	10049369	85,167	-
Allergy and Infectious Diseases Research	93.855 (10050996)	BRIGHAM & WOMENS HOSPITAL	10050996	50,372	-
Allergy and Infectious Diseases Research	93.855 (200441512)	JOHNS HOPKINS UNIVERSITY	200441512	(1)	-

*Award number provided either when ALN is incomplete or not available or in association with Research and Development awards, as required

State of Utah
 Schedule of Expenditures of Federal Awards by State Agency
 For the Year Ended June 30, 2022

State Agency	ALN Number (Award Number)*	Pass-Through Entity	Pass-Through Identification Number	Directly Expended	Provided to Subrecipients
Allegry and Infectious Diseases Research	93.855 (2029800U) 93.855 (2038233 PTE UM1A1104681)	UNIVERSITY OF NOTRE DAME	2029800U	25,100	-
Allegry and Infectious Diseases Research	93.855 (A20-1924-S001) 93.855 (AWD00002491 (134663-3))	DUKE UNIVERSITY UNIVERSITY OF CALIFORNIA LOS ANGELES	2038233 PTE UM1A1104681	37,019	-
Allegry and Infectious Diseases Research	93.855 (2301GVE795)	ANGELES	2301GVE795	55,521	-
Allegry and Infectious Diseases Research	93.855 (5-54741)	SCRIPPS RESEARCH INSTITUTE	5-54741	12,848	-
Allegry and Infectious Diseases Research	93.855 (A20-1924-S001) 93.855 (AWD00002491 (134663-3))	UNIVERSITY OF CALIFORNIA DAVIS	A20-1924-S001	8,574	-
Allegry and Infectious Diseases Research	93.855 (R34A1136783-03)	UNIVERSITY OF PITTSBURGH UNIVERSITY OF CALGARY	AWD00002491 (134663-3) R34A1136783-03	3,473 (56)	-
Allegry and Infectious Diseases Research	93.855 (RGF010603-G)	CHILDREN'S HOSPITAL OF LOS ANGELES	RGF010603-G	89,341	-
Allegry and Infectious Diseases Research	93.855 (UTA20-000824)	UNIVERSITY OF TEXAS AT AUSTIN	UTA20-000824	20,523	-
Allegry and Infectious Diseases Research	93.855 (VUMCG1446)	VANDERBILT UNIVERSITY	VUMCG1446	3,153	-
Allegry and Infectious Diseases Research	93.855 (VARIOUS)	BOSTON CHILDREN'S HOSPITAL CINCINNATI CHILDRENS HOSPITAL MED CTR	VARIOUS	292,478	-
Allegry and Infectious Diseases Research	93.855 (VARIOUS)	VARIOUS	VARIOUS	36,425	-
Allegry and Infectious Diseases Research	93.855 (VARIOUS)	NEW YORK UNIVERSITY	VARIOUS	79,596	-
Allegry and Infectious Diseases Research	93.855 (VARIOUS)	NORTHWESTERN UNIVERSITY	VARIOUS	124,524	-
Allegry and Infectious Diseases Research	93.855 (VARIOUS)	SANFORD-BURNHAM MEDICAL RESEARCH INST	VARIOUS	45,953	-
Allegry and Infectious Diseases Research	93.855 (VARIOUS)	UNIVERSITY OF CALIFORNIA SAN FRANCISCO	VARIOUS	14,985	-
Allegry and Infectious Diseases Research	93.855	SOLENIC MEDICAL INC	10058753	167,386	-
Applied Meteorological Research	11.468 (VARIOUS)	VARIOUS	10058753	134,736	-
Applied Meteorological Research	11.468 (TASK ORDER S2020-144A)	SYNOPTIC DATA CORPORATION	TASK ORDER S2020-144A	76,683	-
Area Health Education Centers Point of Service Maintenance and Enhancement Awards	93.107 (VARIOUS)	VARIOUS	VARIOUS	437,923	309,323
Arthritis, Musculoskeletal and Skin Diseases Research	93.846 (VARIOUS)	VARIOUS	VARIOUS	2,619,020	276,945
Arthritis, Musculoskeletal and Skin Diseases Research	93.846 (1)	HOSPITAL FOR SPECIAL SURGERY	1	28,488	-
Arthritis, Musculoskeletal and Skin Diseases Research	93.846 (90086)	HEBREW REHABILITATION CENTER	90086	6,013	-
Arthritis, Musculoskeletal and Skin Diseases Research	93.846 (1(GG013049-01))	COLUMBIA UNIVERSITY	1(GG013049-01)	67,714	-
Arthritis, Musculoskeletal and Skin Diseases Research	93.846 (VARIOUS)	UNIVERSITY OF PENNSYLVANIA	VARIOUS	4,296	-
Arthritis, Musculoskeletal and Skin Diseases Research	93.846 (VARIOUS)	JOHNS HOPKINS UNIVERSITY	VARIOUS	58,109	-
Arthritis, Musculoskeletal and Skin Diseases Research	93.846 (VARIOUS)	UNIVERSITY OF OREGON	VARIOUS	15,073	-
Assistance to Firefighters Grant	97.044 (VARIOUS)	DREXEL UNIVERSITY	VARIOUS	9,186	-
Assistance to State Water Resources Research Institutes	15.805 (200227-678)	UTAH STATE UNIVERSITY	200227-678	18,784	-
Basic and Applied Scientific Research	12.300 (VARIOUS)	VARIOUS	VARIOUS	1,088,299	74,285
Basic and Applied Scientific Research	12.300 (10054228)	TOUCHLIGHT GENETICS LIMITED	10054228	235,292	-
Basic and Applied Scientific Research	12.300 (2002694588)	JOHNS HOPKINS UNIVERSITY	2002694588	1,831	-
Basic and Applied Scientific Research	12.300 (088513-16628)	UNIVERSITY OF IL AT URBANA-CHAMPAIGN	088513-16628	46,505	-
Basic and Applied Scientific Research	12.300 (65016354-01)	UNIVERSITY OF CENTRAL FLORIDA	65016354-01	3,738	-
Basic and Applied Scientific Research	12.300 (PG21-61919-02)	UNIVERSITY OF MONTANA	PG21-61919-02	94,219	-
Basic and Applied Scientific Research	12.300 (VARIOUS)	UNIVERSITY OF NOTRE DAME	VARIOUS	205,252	-
Basic and Applied Scientific Research	12.300 (VARIOUS)	VANDERBILT UNIVERSITY NATIONAL MARROW DONOR PROGRAM	VARIOUS	74,778	-
Basic and Applied Scientific Research	12.300	VARIOUS	VARIOUS	17,619	-

*Award number provided either when ALN is incomplete or not available or in association with Research and Development awards, as required

State of Utah
 Schedule of Expenditures of Federal Awards by State Agency
 For the Year Ended June 30, 2022

State Agency	ALN Number (Award Number)*	Pass-Through Entity	Pass-Through Identification Number	Directly Expended	Provided to Subrecipients
Basic Scientific Research	12.431 (VARIOUS)			1,657,083	1,126,667
Basic Scientific Research	12.431 (4500003946)	BOSTON UNIVERSITY	4500003946	55,549	-
Basic Scientific Research	12.431 (203110-718)	UTAH STATE UNIVERSITY	203110-718	104,994	-
Basic, Applied, and Advanced Research in Science and Engineering	12.630 (W911NF1220023)			1,374,771	870,003
Biological Sciences	47.074 (VARIOUS)			3,386,133	76,828
Biological Sciences	47.074 (316602)	UNIVERSITY OF ARIZONA	316602	95,715	-
Biological Sciences	47.074 (1GG016346-01)	COLUMBIA UNIVERSITY	1(GG016346-01)	18,388	-
Biological Sciences	47.074 (A19-0587-5001)	UNIVERSITY OF CALIFORNIA DAVIS	A19-0587-5001	(12,632)	-
Biological Sciences	47.074 (R000002898)	FLORIDA STATE UNIVERSITY	R000002898	12,379	-
Biological Sciences	47.074 (S-001212)	UNIVERSITY OF CALIFORNIA RIVERSIDE	S-001212	2,057	-
Biological Sciences	47.074 (UTA20-00083)	UNIVERSITY OF TEXAS AT AUSTIN	UTA20-00083	253,027	-
Biological Sciences	47.074 (VARIOUS)	UNIVERSITY OF COLORADO AT BOULDER	VARIOUS	194,759	-
Biomedical Advanced Res and Dev Authority (BARDA), Biodefense Medical Countermeasure Development	93.360 (144 (SA-D401-02))	DUKE CLINICAL RESEARCH INSTITUTE	144 (SA-D401-02)	52,340	-
Biomedical Research and Research Training	93.859 (VARIOUS)			28,644,724	3,883,287
Biomedical Research and Research Training	93.859 (10052353)	SENTIOMED INC	10052353	(851)	-
Biomedical Research and Research Training	93.859 (10063463)	REBEL MEDICINE INC	10063463	89,201	-
Biomedical Research and Research Training	93.859 (20-0292A-RPHR76)	IDAHO STATE UNIVERSITY	20-0292A-RPHR76	114,964	-
Biomedical Research and Research Training	93.859 (204-NH-1C 5561)	ELECTRONIC BIOSCIENCE INC	204-NH-1C 5561	17,471	-
Biomedical Research and Research Training	93.859 (A337186)	EMORY UNIVERSITY	A337186	77,996	-
Biomedical Research and Research Training	93.859 (F300738-1 REF#2850)	UNIVERSITY OF MARYLAND	F300738-1 REF#2850	(83)	-
Biomedical Research and Research Training	93.859 (GB10857_PO#2357173)	UNIVERSITY OF VIRGINIA	GB10857_PO#2357173	22,871	-
Biomedical Research and Research Training	93.859 (UWSC13025)	UNIVERSITY OF WASHINGTON	UWSC13025	30,249	-
Biomedical Research and Research Training	93.859 (VARIOUS)	UNIVERSITY OF PITTSBURGH	VARIOUS	42,380	-
Birth Defects and Developmental Disabilities - Prevention and Surveillance	93.073 (VARIOUS)			393,438	-
Blood Diseases and Resources Research	93.839 (VARIOUS)			3,689,704	174,990
Blood Diseases and Resources Research	93.839 (CNVA00057723 (130653-5))	UNIVERSITY OF PITTSBURGH	CNVA00057723 (130653-5)	25,142	-
Blood Diseases and Resources Research	93.839 (GENFD0002152357)	BOSTON CHILDREN'S HOSPITAL	GENFD0002152357	8,615	-
Blood Diseases and Resources Research	93.839 (GENFD0002153107)	HARVARD UNIVERSITY	GENFD0002153107	5,788	-
Blood Diseases and Resources Research	93.839 (WU-20-376)	WASHINGTON UNIVERSITY IN ST LOUIS	WU-20-376	100,618	-
Blood Diseases and Resources Research	93.839 (VARIOUS)	CLEVELAND CLINIC FOUNDATION	VARIOUS	36,130	-
Blood Diseases and Resources Research	93.839 (VARIOUS)	MEDICAL COLLEGE OF WISCONSIN	VARIOUS	73,852	-
Blood Diseases and Resources Research	93.839 (VARIOUS)	UNIVERSITY OF IOWA	VARIOUS	139,994	-
Blood Diseases and Resources Research	93.839	NATIONAL MARROW DONOR PROGRAM	2002	4,400	-
Cancer Biology Research	93.396 (VARIOUS)			3,669,842	61,024
Cancer Biology Research	93.396 (1)	INTERMOUNTAIN HEALTHCARE	1	551	-
Cancer Biology Research	93.396 (311289)	CINCINNATI CHILDRENS HOSPITAL MED CTR	311289	208,939	-
Cancer Biology Research	93.396 (576726)	UNIVERSITY OF PENNSYLVANIA	576726	(2,379)	-
Cancer Biology Research	93.396 (1001447_UTAH)	VERITI BLOOD CENTER OF WISCONSIN	1001447_UTAH	7,956	-
Cancer Biology Research	93.396 (BD525426)	MEMORIAL SLOAN-KETTERING CANCER CTR	BD525426	9,740	-
Cancer Biology Research	93.396 (FY22.1124.001)	UNIVERSITY OF COLORADO AT BOULDER	FY22.1124.001	118,403	-

*Award number provided either when ALN is incomplete or not available or in association with Research and Development awards, as required

State of Utah
 Schedule of Expenditures of Federal Awards by State Agency
 For the Year Ended June 30, 2022

State Agency	ALN Number (Award Number)*	Pass-Through Entity	Pass-Through Identification Number	Directly Expended	Provided to Subrecipients
Cancer Biology Research	93.396 (PO#3001052861 SUB00003640)	MD ANDERSON CANCER CENTER	PO#3001052861 SUB00003640	6,833	-
Cancer Biology Research	93.396 (218-NH-1C 5463)	ELECTRONIC BIOSCIENCE INC	218-NH-1C 5463	15,434	-
Cancer Cause and Prevention Research	93.393 (VARIOUS)			8,529,405	3,285,454
Cancer Cause and Prevention Research	93.393 (7000001336)	BAYLOR COLLEGE OF MEDICINE	7000001336	12,195	-
Cancer Cause and Prevention Research	93.393 (102466-00001 / NIH034)	TUFTS UNIVERSITY	102466-00001 / NIH034	(2,167)	-
Cancer Cause and Prevention Research	93.393 (11000720-012 (4102-81790)-81790))	PURDUE UNIVERSITY	11000720-012 (4102-81790)	3,181	-
Cancer Cause and Prevention Research	93.393 (1557 G 2A332 PTE-441356 RJ 29590)	UNIVERSITY OF CALIFORNIA LOS ANGELES	1557 G 2A332 PTE-441356 RJ 29590	98,018	-
Cancer Cause and Prevention Research	93.393 (34-5250-2028-001)	UNIVERSITY OF NEBRASKA MEDICAL CENTER	34-5250-2028-001	12,699	-
Cancer Cause and Prevention Research	93.393 (3RCQ4)	UNIVERSITY OF NEW MEXICO	3RCQ4	180	-
Cancer Cause and Prevention Research	93.393 (92275293 S9001779)	UNIVERSITY OF CALIFORNIA SAN DIEGO	92275293 S9001779	(4,489)	-
Cancer Cause and Prevention Research	93.393 (A18-0177-5018)	UNIVERSITY OF CALIFORNIA DAVIS	A18-0177-5018	52,018	-
Cancer Cause and Prevention Research	93.393 (AWD00000583 SUB00000248)	UNIVERSITY OF VERMONT	AWD00000583 SUB00000248	23,869	-
Cancer Cause and Prevention Research	93.393 (R1245386)	RESEARCH FOUNDATION OF SUNY	R1245386	(4,097)	-
Cancer Cause and Prevention Research	93.393 (RNG211062-UU-01)	KAISER PERMANENTE	RNG211062-UU-01	114,857	-
Cancer Cause and Prevention Research	93.393 (RS20160790-05)	UNIVERSITY OF OKLAHOMA	RS20160790-05	(33)	-
Cancer Cause and Prevention Research	93.393 (SP00013766-01)	GEORGIA STATE UNIVERSITY	SP00013766-01	12,121	-
Cancer Cause and Prevention Research	93.393 (SUB#835528)	FRED HUTCHINSON CANCER RESEARCH CENTER	SUB#835528	(558)	-
Cancer Cause and Prevention Research	93.393 (UWSC12962)	UNIVERSITY OF WASHINGTON	UWSC12962	58,745	-
Cancer Cause and Prevention Research	93.393 (VUMC73753)	VANDERBILT UNIVERSITY MEDICAL CENTER	VUMC73753	25,484	-
Cancer Cause and Prevention Research	93.393 (VARIOUS)	COLUMBIA UNIVERSITY	VARIOUS	183,132	-
Cancer Cause and Prevention Research	93.393 (VARIOUS)	DARTMOUTH COLLEGE	VARIOUS	54,144	-
Cancer Cause and Prevention Research	93.393 (VARIOUS)	EMORY UNIVERSITY	VARIOUS	27,088	-
Cancer Cause and Prevention Research	93.393 (VARIOUS)	MAYO CLINIC ROCHESTER	VARIOUS	21,280	-
Cancer Cause and Prevention Research	93.393 (VARIOUS)	MEMORIAL SLOAN-KETTERING CANCER CTR	VARIOUS	7,648	-
Cancer Cause and Prevention Research	93.393 (VARIOUS)	NORTHWESTERN UNIVERSITY	VARIOUS	34,238	-
Cancer Cause and Prevention Research	93.393 (VARIOUS)	WESTAT	VARIOUS	3,052	-
Cancer Centers Support Grants	93.397 (VARIOUS)	FRED HUTCHINSON CANCER RESEARCH CENTER	1045851	5,100,425	8,515
Cancer Centers Support Grants	93.397 (1045851)	RESEARCH CENTER	1045851	2,164	-
Cancer Centers Support Grants	93.397 (10047645)	CITY OF HOPE NATIONAL MEDICAL CENTER	10047645	211,836	-
Cancer Centers Support Grants	93.397 (ASUB0000013)	ARIZONA STATE UNIVERSITY	ASUB0000013	175,432	-
Cancer Control	93.399 (PO 20234145)	CHILDRENS HOSPITAL PHILADELPHIA	PO 20234145	15,508	-
Cancer Detection and Diagnosis Research	93.394 (VARIOUS)			3,265,240	135,865
Cancer Detection and Diagnosis Research	93.394 (4322)	MD ANDERSON CANCER CENTER	4322	54,332	-
Cancer Detection and Diagnosis Research	93.394 (091514-17902)	UNIVERSITY OF ILLINOIS URBANA-CHAMPAIGN	091514-17902	56,818	-
Cancer Detection and Diagnosis Research	93.394 (10-20664-99-01-G2)	MOFFITT CANCER CENTER	10-20664-99-01-G2	54,142	-
Cancer Detection and Diagnosis Research	93.394 (7000000941 (7R01CA211892))	BAYLOR COLLEGE OF MEDICINE	7000000941 (7R01CA211892)	57,632	-

*Award number provided either when ALN is incomplete or not available or in association with Research and Development awards, as required

State of Utah
 Schedule of Expenditures of Federal Awards by State Agency
 For the Year Ended June 30, 2022

State Agency	ALN Number (Award Number)*	Pass-Through Entity	Pass-Through Identification Number	Directly Expended	Provided to Subrecipients
Cancer Prevention and Control Programs for State, Territorial and Tribal Organizations	93.898 (5NUS8DP006320-05)				
Cancer Research Manpower	93.398 (VARIOUS)			466,072	-
Cancer Treatment Research	93.395 (VARIOUS)			2,684,840	8,446
Cancer Treatment Research	93.395 (62660)	BIOMIMETIX JV LLC	62660	3,637,061	12,707
Cancer Treatment Research	93.395 (745001)	PROTEOGENOMICS RESH INST FOR SYS MED	745001	61,495	-
Cancer Treatment Research	93.395 (095600004-325062)	VETERANS MEDICAL RESEARCH FOUNDATION	095600004-325062	160,500	-
Cancer Treatment Research	93.395 (10-21462-99-01-G1)	MOFFITT CANCER CENTER	10-21462-99-01-G1	7,899	-
Cancer Treatment Research	93.395 (53261.2003487.669304)	BECKMAN RESH INST OF CITY OF HOPE	53261.2003487.669304	74,296	-
Cancer Treatment Research	93.395 (60075822.PO#60046347)	OHIO STATE UNIVERSITY RESEARCH FNDTN	60075822.PO#60046347	21,997	-
Cancer Treatment Research	93.395 (AWD00000526)	UNIVERSITY OF VERMONT	AWD00000526.SUB00000230	305,537	-
Cancer Treatment Research	93.395 (NRG-GAFFNEY-GV8)	NRG ONCOLOGY	NRG-GAFFNEY-GV8	202,280	-
Cancer Treatment Research	93.395 (PO# 02838 SUB# AR03223)	PUBLIC HEALTH INSTITUTE	PO# 02838 SUB# AR03223	19,039	-
Cancer Treatment Research	93.395 (R01 CA221197 PO# 7000000513)	BAYLOR COLLEGE OF MEDICINE	R01 CA221197.PO# 7000000513	39,163	-
Cancer Treatment Research	93.395			34,846	-
Cancer Treatment Research	(SUBK00012739)(SUBK00008225))	UNIVERSITY OF MICHIGAN	SUBK00012739(SUBK00008225)	385,452	-
Cancer Treatment Research	93.395 (U10CA180820-06-UTAH1C)	ECOG-ACRIN MEDICAL RESEARCH FDTN	U10CA180820-06-UTAH1C	4,378	-
Cancer Treatment Research	93.395 (WU-21-181 / PO # 2940439K)	WASHINGTON UNIVERSITY IN ST LOUIS	WU-21-181 / PO # 2940439K	284,165	-
Cancer Treatment Research	93.395 (VARIOUS)	CHILDRENS HOSPITAL PHILADELPHIA	VARIOUS	130,271	-
Cancer Treatment Research	93.395 (VARIOUS)	MEDICAL COLLEGE OF WISCONSIN	VARIOUS	(258)	-
Cancer Treatment Research	93.395 (VARIOUS)	OREGON HEALTH & SCIENCE UNIVERSITY	VARIOUS	44,122	-
Cancer Treatment Research	93.395	JOHN WYNE CNCR INST@ST JHN'S HLTH CR CTR	CA29605	7,107	-
Cancer Treatment Research	93.395	ONCOIMMUNE INC	CD24Fc-004	12,062	-
Cancer Treatment Research	93.395	PUBLIC HEALTH INSTITUTE	U10CA180886 / AR04535	2,444	-
Cardiovascular Diseases Research	93.837 (VARIOUS)	DREXEL UNIVERSITY	900181	13,667,228	743,839
Cardiovascular Diseases Research	93.837 (900181)	BETH ISRAEL DEACONESS MEDICAL CENTER	1060872	21,646	-
Cardiovascular Diseases Research	93.837 (1060872)			76,215	-
Cardiovascular Diseases Research	93.837 (10051191)	MICROSURGICAL INNOVATIONS	10051191	157,481	-
Cardiovascular Diseases Research	93.837 (0255-A344-4605)	ICAHN SCHOOL OF MEDICINE AT MOUNT SINAI	0255-A344-4605	67	-
Cardiovascular Diseases Research	93.837 (171-NH-1C 5187)	ELECTRONIC BIOSCIENCE INC	171-NH-1C 5187	(272)	-
Cardiovascular Diseases Research	93.837 (20162680-03)	UNIVERSITY OF CALIFORNIA DAVIS	20162680-03	(90,650)	-
Cardiovascular Diseases Research	93.837 (265032-UTAH)	TEMPLE UNIVERSITY	265032-UTAH	103,126	-
Cardiovascular Diseases Research	93.837 (GENFD0001888518)	BOSTON CHILDREN'S HOSPITAL	GENFD0001888518	54,766	-
Cardiovascular Diseases Research	93.837 (N006187431)				
Cardiovascular Diseases Research	93.837 (R01HL125918)	UNIVERSITY OF MINNESOTA	N006187431 (N006187407)	1,020	-
Cardiovascular Diseases Research		YALE UNIVERSITY	R01HL125918	2,414	-

*Award number provided either when ALN is incomplete or not available or in association with Research and Development awards, as required

State of Utah
 Schedule of Expenditures of Federal Awards by State Agency
 For the Year Ended June 30, 2022

State Agency	ALN Number (Award Number)*	Pass-Through Entity	Pass-Through Identification Number	Directly Expended	Provided to Subrecipients
Cardiovascular Diseases Research	93.837 (SITE #LF700)	DUKE UNIVERSITY	SITE #LF700	8,317	-
Cardiovascular Diseases Research	93.837 (VARIABLE)	RTI INTERNATIONAL	VARIOUS	(1,118)	-
Cardiovascular Diseases Research	93.837 (VARIABLE)	HEALTHCORE	VARIOUS	10,698	-
Cardiovascular Diseases Research	93.837 (VARIABLE)	NEW ENGLAND RESEARCH INSTITUTES	VARIOUS	43,233	2,844
Cardiovascular Diseases Research	93.837 (VARIABLE)	ANN & ROBERT H LURIE CHILDRNS HOSP CHICG	VARIOUS	11,441	-
Cardiovascular Diseases Research	93.837 (VARIABLE)	CHILDRENS HOSPITAL PHILADELPHIA	VARIOUS	277,294	-
Cardiovascular Diseases Research	93.837 (VARIABLE)	CINCINNATI CHILDRENS HOSPITAL MED CTR	VARIOUS	1,907	-
Cardiovascular Diseases Research	93.837 (VARIABLE)	COLUMBIA UNIVERSITY	VARIOUS	224,169	-
Cardiovascular Diseases Research	93.837 (VARIABLE)	NATIONAL JEWISH HEALTH	VARIOUS	21,580	-
Cardiovascular Diseases Research	93.837 (VARIABLE)	NEW ENGLAND RESEARCH INC	VARIOUS	(672)	2,147
Cardiovascular Diseases Research	93.837 (VARIABLE)	OHIO STATE UNIVERSITY	VARIOUS	11,351	-
Cardiovascular Diseases Research	93.837 (VARIABLE)	RESEARCH FNDTN UNIV OF NORTH CAROLINA AT CHAPEL HILL	VARIOUS	100,972	-
Cardiovascular Diseases Research	93.837 (VARIABLE)	UNIVERSITY OF ALABAMA	VARIOUS	92,133	-
Cardiovascular Diseases Research	93.837 (VARIABLE)	UNIVERSITY OF ALABAMA AT BIRMINGHAM	VARIOUS	246,048	-
Cardiovascular Diseases Research	93.837 (VARIABLE)	UNIVERSITY OF CALIFORNIA SAN FRANCISCO	VARIOUS	242,428	-
Cardiovascular Diseases Research	93.837 (VARIABLE)	UNIVERSITY OF PITTSBURGH	VARIOUS	22,211	-
Cardiovascular Diseases Research	93.837 (VARIABLE)	VIRGINIA POLYTECHNIC INSTITUTE & ST UNIV	VARIOUS	160,445	-
Cardiovascular Diseases Research	93.837 (VARIABLE)	YALE UNIVERSITY SCHOOL OF MEDICINE	VARIOUS	128,697	-
Cardiovascular Diseases Research	93.837	RTI INTERNATIONAL	214047	229,009	-
Cardiovascular Diseases Research	93.837	MEDICAL UNIVERSITY OF SOUTH CAROLINA	A22-0103-5001	25,744	-
Cardiovascular Diseases Research	93.837	YALE UNIVERSITY	LIVE-HCM-UTAH	717	-
Cardiovascular Diseases Research	93.837	BRIGHAM & WOMENS HOSPITAL	U01HL130204	2,750	-
Centers for Disease Control and Prevention_ Investigations and Technical Assistance	93.283 (VARIABLE)	THE TASK FORCE FOR GLOBAL HEALTH	VARIOUS	649,984	550,019
Centers for Disease Control and Prevention_ Investigations and Technical Assistance	93.283 (VARIABLE)	INDIANA UNIVERSITY	8921-UTAH PO#0329121	295,811	-
Centers for International Business Education Program	84.220 (8921-UTAH PO#0329121)	INDIANA UNIVERSITY	8921-UTAH PO#0329121	475	-
Child Health and Human Development Extramural Research	93.865 (VARIABLE)	MAGEE-WOMENS RESH INST & FDTN	1423	8,687,078	1,123,555
Child Health and Human Development Extramural Research	93.865 (1423)	MASSACHUSETTS GENERAL HOSPITAL	239085	(32,775)	-
Child Health and Human Development Extramural Research	93.865 (239085)	ADVANCED CONCEPTIONS INC	10055192	18,628	-
Child Health and Human Development Extramural Research	93.865 (10055192)	UNIVERSITY OF ALABAMA AT BIRMINGHAM	000523794-SC006	62,434	-
Child Health and Human Development Extramural Research	93.865 (000523794-SC006)	SEATTLE CHILDRENS RESEARCH INSTITUTE	127355UB	7,250	-
Child Health and Human Development Extramural Research	93.865 (127355UB)	UTAH STATE UNIVERSITY	202531-658	17,496	-
Child Health and Human Development Extramural Research	93.865 (202531-658)	NEW YORK UNIVERSITY	20-A1-00-1002855	196,130	-
Child Health and Human Development Extramural Research	93.865 (20-A1-00-1002855)	CHILDRENS NATIONAL MEDICAL CENTER	30004942-11	8,468	-
Child Health and Human Development Extramural Research	93.865 (30004942-11)			68,270	-

*Award number provided either when ALN is incomplete or not available or in association with Research and Development awards, as required

State of Utah
 Schedule of Expenditures of Federal Awards by State Agency
 For the Year Ended June 30, 2022

State Agency	ALN Number (Award Number)*	Pass-Through Entity	Pass-Through Identification Number	Directly Expended	Provided to Subrecipients
Child Health and Human Development Extramural Research	93.865 (700171-0720-00)	RESH INST AT NATIONWIDE CHILDRENS HOSP	700171-0720-00	41,214	-
Child Health and Human Development Extramural Research	93.865 (789K740)	UNIVERSITY OF WISCONSIN- MILWAUKEE	789K740	141,920	-
Child Health and Human Development Extramural Research	93.865 (9011615-UNIVERSITY OF UTAH)	ANN & ROBERT H LURIE CHILDRNS HOSP CHICG	9011615-UNIVERSITY OF UTAH	5,494	-
Child Health and Human Development Extramural Research	93.865 (A20-0268-S004)	UNIVERSITY OF CALIFORNIA DAVIS	A20-0268-S004	14,703	-
Child Health and Human Development Extramural Research	93.865 (A574512)	EMORY UNIVERSITY	A574512	39,969	-
Child Health and Human Development Extramural Research	93.865 (AWD0003188(417136- 3))	UNIVERSITY OF PITTSBURGH	AWD0003188(417136-3)	6,794	-
Child Health and Human Development Extramural Research	93.865 (FY20.812.003 2-5-A9096 PO# 1001346689)	UNIVERSITY OF COLORADO AT DENVER	FY20.812.003 2-5-A9096 PO# 1001346689	88,646	-
Child Health and Human Development Extramural Research	93.865 (GB 10584.P0 #2150591)	UNIVERSITY OF VIRGINIA	GB 10584.P0 #2150591	26,507	-
Child Health and Human Development Extramural Research	93.865 (GENFD0001754387)	BOSTON CHILDREN'S HOSPITAL	GENFD0001754387	13,661	-
Child Health and Human Development Extramural Research	93.865 (OSP2018139)	UNIVERSITY OF MASSACHUSETTS	OSP2018139	222,864	-
Child Health and Human Development Extramural Research	93.865 (PO 20228096 / GRT- 00000762)	CHILDRENS HOSPITAL PHILADELPHIA	PO 20228096 / GRT-00000762	74,203	-
Child Health and Human Development Extramural Research	93.865 (TULHSC4671314)	TULANE UNIVERSITY	TULHSC4671314	(13,443)	-
Child Health and Human Development Extramural Research	93.865 (VARIOUS)	GEORGE WASHINGTON UNIVERSITY	VARIOUS	643,656	128,872
Child Health and Human Development Extramural Research	93.865 (VARIOUS)	MEDICAL COLLEGE OF WISCONSIN	VARIOUS	110,057	-
Child Health and Human Development Extramural Research	93.865 (VARIOUS)	NORTHWESTERN UNIVERSITY	VARIOUS	462,603	-
Child Health and Human Development Extramural Research	93.865 (VARIOUS)	OREGON HEALTH & SCIENCE UNIVERSITY	VARIOUS	195,636	-
Child Health and Human Development Extramural Research	93.865 (VARIOUS)	RTI INTERNATIONAL	VARIOUS	611,669	70,987
Child Health and Human Development Extramural Research	93.865 (VARIOUS)	SHARP HEALTHCARE FOUNDATION UNIVERSITY OF CALIFORNIA SAN DIEGO	VARIOUS	104,262	-
Child Health and Human Development Extramural Research	93.865 (VARIOUS)	UNIVERSITY OF MICHIGAN	VARIOUS	109,695	-
Child Health and Human Development Extramural Research	93.865 (VARIOUS)	VANDERBILT UNIVERSITY MEDICAL CENTER	VUMC 53375	27,014	-
Child Health and Human Development Extramural Research	93.865	CENTER	(801)	(801)	-
Climate and Atmospheric Research	11.431 (VARIOUS)			252,741	-
Climate and Atmospheric Research	11.431 (1561199 PO:1001579165)	UNIVERSITY OF COLORADO AT BOULDER	1561199 PO:1001579165	53,458	-
Climate and Atmospheric Research	11.431 (NA210AR4310231)			3,302	-
Climate and Atmospheric Research	11.431 (NA210AR4310232)			96,956	-
Climate and Atmospheric Research	11.431			(561)	-
Computer and Information Science and Engineering	47.070 (VARIOUS)			11,612,800	2,401,865
Computer and Information Science and Engineering	47.070 (1836742)	UNIVERSITY OF KENTUCKY	1836742	16,748	-
Computer and Information Science and Engineering	47.070 (5115828)	UNIV OF NORTH CAROLINA AT CHAPEL HILL	5115828	24,146	-
Computer and Information Science and Engineering	47.070 (067846-18551)	UNIVERSITY OF ILLINOIS URBANA- CHAMPAIGN	067846-18551	46,624	-
Computer and Information Science and Engineering	47.070 (1048-C)	INTERNETZ	1048-C	44,727	-
Computer and Information Science and Engineering	47.070 (502648-78051)	NORTHEASTERN UNIVERSITY	502648-78051	65,693	-
Computer and Information Science and Engineering	47.070 (60054740 UTAH)	NORTHWESTERN UNIVERSITY	60054740 UTAH	17,998	-
Computer and Information Science and Engineering	47.070 (CNS-182688)	US IGNITE	CNS-182688	3,267,790	131,925
Computer and Information Science and Engineering	47.070 (FP066185-B)	UNIVERSITY OF CHICAGO	FP066185-B	149,176	-
Computer and Information Science and Engineering	47.070 (SPC- 1000005608/GR124842)	OHIO STATE UNIVERSITY RESEARCH FNDTN	SPC-1000005608/GR124842	66,342	-

*Award number provided either when ALN is incomplete or in association with Research and Development awards, as required

State of Utah
 Schedule of Expenditures of Federal Awards by State Agency
 For the Year Ended June 30, 2022

State Agency	ALN Number (Award Number)*	Pass-Through Entity	Pass-Through Identification Number	Directly Expended	Provided to Subrecipients
Computer and Information Science and Engineering	47.070 (UTA19-001215)	UNIVERSITY OF TEXAS AT AUSTIN	UTA19-001215	79,004	-
		UNIVERSITY OF SOUTHERN CALIFORNIA	VARIOUS	188,989	-
Computer and Information Science and Engineering	47.070 (VARIOUS)			25,232	-
Cooperative Research and Training Programs – Resources of the National Park System	15.945 (VARIOUS)			22,325	-
System	15.945			428,272	-
Coordinated Services and Access to Research for Women, Infants, Children, and Youth	93.153 (VARIOUS)			91,515	-
Corrections Training and Staff Development	16.601			117,885	-
Cultural and Paleontological Resources Management	15.224 (VARIOUS)			105,132	-
Cultural Resources Management	15.511			87,111	-
Department of Agriculture	10 (VARIOUS)			(1,673)	3,113
Department of Agriculture	10 (0786941-17762 GRANT AB211)	UNIVERSITY OF ILLINOIS URBANA-CHAMPAIGN	0786941-17762 GRANT AB211	18,303	-
Department of Agriculture	10 (VARIOUS)			238,389	-
Department of Commerce	11 (VARIOUS)			940,185	-
Department of Defense	12 (VARIOUS)			16,737	-
Department of Defense	12 (2004366418)	JOHNS HOPKINS UNIVERSITY	2004366418	89,924	-
Department of Defense	12 (1013370_UUIT)	OREGON HEALTH & SCIENCE UNIVERSITY	1013370_UUIT	157,277	-
Department of Defense	12 (VARIOUS)			98,453	-
Department of Defense	12 (PO 2004757094)	ESPIRA	VARIOUS	49,923	-
Department of Defense	12 (N6600115C4017)	JOHNS HOPKINS UNIVERSITY	PO 2004757094	(201)	-
Department of Defense	12 (1081441)	BAE SYSTEMS	1081441	60,633	-
Department of Defense	12 (10056182)	OBLATE OPTICS INC	10056182	138	-
Department of Defense	12 (1GG012664)	COLUMBIA UNIVERSITY	1GG012664	54,049	-
Department of Defense	12 (1GG012664)	MASSACHUSETTS INSTITUTE OF TECHNOLOGY	1GG012664	135,226	-
Department of Defense	12 (S4628 (PO 194184))		S4628 (PO 194184)	37,662	-
Department of Defense	12 (VARIOUS)			(86)	-
Department of Defense	12 (10058508)	ICONIC AIR	10058508	53,931	-
Department of Defense	12 (10058581)	COGNITECH CORP	10058581	13,834	-
Department of Defense	12 (10060777)	QUESTEK INNOVATIONS	10060777	136,098	-
Department of Defense		ENGINEERING + SOFTWARE SYSTEM SOLUTIONS	PO 13367	65,511	-
Department of Defense	12 (PO 13367)		PO 13367	(14)	-
Department of Defense	12 (WSU#16368)	WICHITA STATE UNIVERSITY	WSU#16368	16,039	-
Department of Defense	12 (VARIOUS)	ROGUE SPACE SYSTEMS CORP	VARIOUS	47,380	-
Department of Defense	12 (N6600115C4017)			115,392	-
Department of Defense	12 (10058891)	TRAIL OF BITS	10058891	1,202,501	-
Department of Defense	12 (86741105540-18592)	UNIVERSITY OF IL AT URBANA-CHAMPAIGN	86741105540-18592	(10,094)	-
Department of Defense	12 (PO 57482)	SRI INTERNATIONAL	PO 57482	12,004	-
Department of Defense	12 (VARIOUS)			561,460	-
Department of Defense	12 (1554466)	UNIVERSITY OF COLORADO AT BOULDER	1554466	379,458	-
Department of Defense	12 (2004848719)	JOHNS HOPKINS UNIVERSITY	2004848719	16,577	-
Department of Defense	12 (4666 PO953258 HJF65544)	HENRY M. JACKSON FNDT ADVNCMINT MIL MED	4666 PO953258 HJF65544	16,958	-
Department of Defense	12 (FP00009533_SA004)	VIRGINIA COMMONWEALTH UNIVERSITY	FP00009533_SA004	-	-
Department of Defense	12 (NONE)	INNOSYS INC.	NONE	-	-
Department of Defense	12 (S-D00243-10-IDIQ-UOU / PO21-PO21-00517)	APPLIED RESEARCH ASSOCIATES INC	S-D00243-10-IDIQ-UOU / PO21-00517	-	-

*Award number provided either when ALN is incomplete or in association with Research and Development awards, as required

State of Utah
 Schedule of Expenditures of Federal Awards by State Agency
 For the Year Ended June 30, 2022

State Agency	ALN Number (Award Number)*	Pass-Through Entity	Pass-Through Identification Number	Directly Expended	Provided to Subrecipients
Department of Defense	12 (TX50150731)	KBRWYLE	TX50150731	(3,989)	-
Department of Defense	12 (UNIV61654)	VANDERBILT UNIVERSITY MILITARY & HEALTH RESEARCH FOUNDATION	UNIV61654	20,101	-
Department of Defense	12 (VARIOUS)	WASHINGTON UNIVERSITY IN ST LOUIS	VARIOUS	275,121	-
Department of Defense	12 (VARIOUS)	LOUIS	VARIOUS	779,950	-
Department of Defense	12 (VARIOUS)			95,769	-
Department of Defense	12 (10057563)	NEVADA NANOTECH SYSTEMS INC UNIVERSITY OF CALIFORNIA SAN FRANCISCO	10057563	137,149	-
Department of Defense	12 (CS-2018-0009)		CS-2018-0009	128,796	-
Department of Defense	12 (D16PC00183-UTAH)	RNET TECHNOLOGIES INC	D16PC00183-UTAH	80,241	-
Department of Defense	12 (NONE)	ONCOLEXIS THERAPEUTICS INC WESTERN INSTITUTE FOR BIOMEDICAL-RESH	NONE	53,740	-
Department of Defense	12 (NONE)		NONE	11,650	-
Department of Education	84 (CEEDAR)	UNIVERSITY OF FLORIDA	CEEDAR	23,328	-
Department of Energy	81 (4000174383)	DOE UT-BATTELLE LLC	4000174383	298,908	-
Department of Energy	81 (VARIOUS)			4,651,071	121,451
Department of Energy	81 (10057737)	INNOSENSE LLC	10057737	79,168	-
Department of Energy	81 (10049682-BIOLOGICALLY INSPIRED AMMONIA)	FULCRUM BIOSCIENCES UTAH STATE UNIVERSITY	10049682-BIOLOGICALLY INSPIRED AMMONIA 203387-740	4,824 63,595	-
Department of Energy	81 (2104-1362-00-B PO#:000016059)	UNIVERSITY OF SOUTH FLORIDA	2104-1362-00-B PO#:000016059	2,004	-
Department of Energy	81 (NONE)	PARTICLE FLUX ANALYTICS OAK RIDGE ASSOCIATED UNIVERSITIES	NONE	21,570	-
Department of Energy	81 (VARIOUS)	REACTION ENGINEERING INTL	VARIOUS	79,836	-
Department of Energy	81 (VARIOUS)	RNET TECHNOLOGIES INC	VARIOUS	217,218	-
Department of Energy	81 (VARIOUS)		VARIOUS	9,708	-
Department of Energy	81 (VARIOUS)	SUSTAINABLE MANUFACTURING INNOV ALLNCE	VARIOUS	66,873	-
Department of Energy	81 (VARIOUS)	VISUS LLC	VARIOUS	278,303	-
Department of Energy	81 (VARIOUS)	HIFUNDA LLC	VARIOUS	446,051	-
Department of Energy	81 (VARIOUS)		VARIOUS	105,259	-
Department of Health and Human Services	93 (1901002Z1 (P015005) (P0103797))	MICHIGAN TECHNOLOGICAL UNIVERSITY	1901002Z1 (P015005) (P0103797)	2,810,209	59,901
Department of Health and Human Services	93 (20-SA-313301A-631)	NATL ALLNCE OF ST AND TERRITRL AIDS DIR	20-SA-313301A-631	52,775	-
Department of Health and Human Services	93 (22-016-002)	UNIVERSITY OF NEBRASKA KEARNEY	22-016-002	54,794	-
Department of Health and Human Services	93 (75D301-19-C-05998)	HARVARD PILGRIM HEALTHCARE INST	75D301-19-C-05998	90,914	-
Department of Health and Human Services	93 (EGS0045)	EAGLE GLOBAL SCIENTIFIC LLC	EGS0045	165,695	-
Department of Health and Human Services	93 (GENFD0001841716)	BOSTON CHILDREN'S HOSPITAL THE TASK FORCE FOR GLOBAL HEALTH	GENFD0001841716	5,380	-
Department of Health and Human Services	93 (NONE)		NONE	45,302	-
Department of Health and Human Services	93 (VARIOUS)			47,636	-
Department of Health and Human Services	93 (10045855 /13541)	THE EMMES COMPANY LLC	10045855 /13541	5,736,101	41,303
Department of Health and Human Services	93 (DDFA YR3 005)	BAYLOR COLLEGE OF MEDICINE	DDFA YR3 005	(5,723)	-
Department of Health and Human Services	93 (VARIOUS)			6,370	-
Department of Health and Human Services	93 (VARIOUS)			43,673	-
Department of Health and Human Services	93 (VARIOUS)			(1,676)	-
Department of Health and Human Services	93 (VARIOUS)			6,738,215	549,545

*Award number provided either when ALN is incomplete or not available or in association with Research and Development awards, as required

State of Utah
 Schedule of Expenditures of Federal Awards by State Agency
 For the Year Ended June 30, 2022

State Agency	ALN Number (Award Number)*	Pass-Through Entity	Pass-Through Identification Number	Directly Expended	Provided to Subrecipients
Department of Health and Human Services	93 (5116785)	UNIV OF NORTH CAROLINA AT CHAPEL HILL	5116785	6,000	-
Department of Health and Human Services	93 (10034797)	UNIVERSITY OF CALGARY	10034797	241,169	-
Department of Health and Human Services	93 (10053328)	AYUVIS RESEARCH INC	10053328	198,261	-
Department of Health and Human Services	93 (10057512)	PEEL THERAPEUTICS IMAGING BIOMARKER SOLUTIONS INC	10057512	95,789	-
Department of Health and Human Services	93 (10065368)	UNIVERSITY OF ALABAMA AT BIRMINGHAM	10065368	2,194	-
Department of Health and Human Services	93 (000513373-SP004-SC001)	UNIVERSITY OF ALABAMA AT BIRMINGHAM	000513373-SP004-SC001	533,378	-
Department of Health and Human Services	93 (30 (GG015997-01))	COLUMBIA UNIVERSITY	30 (GG015997-01)	23,223	-
Department of Health and Human Services	93 (6119114400E SITE 502)	UNIVERSITY OF SOUTH FLORIDA	6119114400E SITE 502	6,814	-
Department of Health and Human Services	93 (DMID NO. 20-0006)	LEIDOS	DMID NO. 20-0006	2,132,456	-
Department of Health and Human Services	93 (FY18.903.001)	UNIVERSITY OF COLORADO AT DENVER	FY18.903.001	55,299	51,916
Department of Health and Human Services	93 (NONE)	ECOG-ACRIN CANCER RESEARCH GROUP	NONE	848	-
Department of Health and Human Services	93 (NONE)	OREGON HEALTH & SCIENCE UNIVERSITY	NONE	54,148	-
Department of Health and Human Services	93 (NONE)	HEALTHCORE	NONE	24,093	-
Department of Health and Human Services	93 (NONE)	LAM FOUNDATION	NONE	1,219	-
Department of Health and Human Services	93 (NRN: 0216392)	RTI INTERNATIONAL	NRN: 0216392	33,455	8,118
Department of Health and Human Services	93 (SBIR-II-UU-SUB-01)	3HELIX INC	SBIR-II-UU-SUB-01	25,875	-
Department of Health and Human Services	93 (SUBK00013691-005)	UNIVERSITY OF MICHIGAN	SUBK00013691-005	33,741	-
Department of Health and Human Services	93 (UL 1 TR002366)	UNIV OF KANSAS MED CTR RESH INST	UL 1 TR002366	(9)	-
Department of Health and Human Services	93 (UU442019)	HEALTH RHYTHMS	UU442019	163,108	-
Department of Health and Human Services	93 (UWSC12763 BPO#56246)	UNIVERSITY OF WASHINGTON	UWSC12763 BPO#56246	150,315	-
Department of Health and Human Services	93 (VARIOUS)	BRIGHAM & WOMENS HOSPITAL MASSACHUSETTS GENERAL HOSPITAL	VARIOUS	32,033	8,649
Department of Health and Human Services	93 (VARIOUS)	NEW ENGLAND RESEARCH INSTITUTES	VARIOUS	335,414	-
Department of Health and Human Services	93 (VARIOUS)	NEXEOS DIAGNOSTICS INC	VARIOUS	46,473	-
Department of Health and Human Services	93 (VARIOUS)	DUKE UNIVERSITY	VARIOUS	104,729	-
Department of Health and Human Services	93 (VARIOUS)	BAYLOR COLLEGE OF MEDICINE	VARIOUS	98,989	-
Department of Health and Human Services	93 (6426-03-S009)	WESTAT	6426-03-S009	498,777	-
Department of Health and Human Services	93 (HHS2332016000311 /75P00120F37002)	JBS INTERNATIONAL INC THE TASK FORCE FOR GLOBAL HEALTH	HHS2332016000311 /75P00120F37002	24,271	-
Department of Health and Human Services	93 (PI-CD34-ICBD)	PI-CD34-ICBD	PI-CD34-ICBD	24,855	-
Department of Health and Human Services	93 (SC-UT-01 / 37583-2021.0001)	JOHN SNOW INC	PI-CD34-ICBD	53,489	-
Department of Health and Human Services	93 (U01HL088842-PO0255-A343-4605)	ICAHN SCHOOL OF MEDICINE AT MOUNT SINAI	SC-UT-01 / 37583.2021.0001	6,339	-
Department of Justice	16 (NONE)	ASIAN ASSOCIATION OF UTAH	U01HL088842-PO0255-A343-4605	216,918	-
Department of the Interior	15 (VARIOUS)	SWCA ENVIRONMENTAL CONSULTANTS	NONE	8,400	-
Department of the Interior	15 (62599)	STAGG RESOURCE CONSULTANTS INC	62599	133,175	-
Department of the Interior	15 (E1057-153-101)	G2 ARCHAEOLOGY	E1057-153-101	4,951	-
Department of the Interior	15 (NONE)	PORTLAND STATE UNIVERSITY	NONE	2,316	-
Department of Transportation	20 (VARIOUS)	PORTLAND STATE UNIVERSITY	VARIOUS	7,524	-
Department of Transportation	20 (VARIOUS)	PORTLAND STATE UNIVERSITY	VARIOUS	9,555	-
Department of Transportation	20 (VARIOUS)	PORTLAND STATE UNIVERSITY	VARIOUS	83,164	-

*Award number provided either when ALN is incomplete or not available or in association with Research and Development awards, as required

State of Utah
 Schedule of Expenditures of Federal Awards by State Agency
 For the Year Ended June 30, 2022

State Agency	ALN Number (Award Number)*	Pass-Through Entity	Pass-Through Identification Number	Directly Expended	Provided to Subrecipients
Department of Transportation	20 (693J321C000033)	UNIVERSITY OF ILLINOIS URBANA- CHAMPAIGN	16050-18622	61,614	-
Department of Transportation	20 (16050-18622)			34,519	-
Department of Transportation	20 (38617.13/DTFH6116D00040)	VANASSE HANGEN BRUSTLIN INC	38617.13/DTFH6116D00040	92,986	-
Department of Transportation	20 (693J620C000010)			77,196	-
Department of Transportation	20 (DTNH2215C00030)	PORTLAND STATE UNIVERSITY	NITC2016-UU-29(1454)	4,839,445	94,463
Department of Transportation	20 (NITC2016-UU-29(1454))			30,726	-
Department of Veterans Affairs	64 (VARIOUS)			33,200	-
Department of Veterans Affairs	64 (VARIOUS)			13,257,408	-
Diabetes, Digestive, and Kidney Diseases Extramural Research	93.847 (VARIOUS)			11,769,534	1,295,855
Diabetes, Digestive, and Kidney Diseases Extramural Research	93.847 (18037)	UNIVERSITY OF ILLINOIS AT CHICAGO	18037	47,425	-
Diabetes, Digestive, and Kidney Diseases Extramural Research	93.847 (100239)	JOSLIN DIABETES CENTER	100239	14,714	-
Diabetes, Digestive, and Kidney Diseases Extramural Research	93.847 (10051344)	POTRERO HILL THERAPEUTICS	10051344	106,368	-
Diabetes, Digestive, and Kidney Diseases Extramural Research	93.847 (10053353)	STREAMDX INC	10053353	134,930	-
Diabetes, Digestive, and Kidney Diseases Extramural Research	93.847 (2004017126)	JOHNS HOPKINS HOSPITAL	2004017126	22,659	-
Diabetes, Digestive, and Kidney Diseases Extramural Research	93.847 (3001370490)	MD ANDERSON CANCER CENTER	3001370490	78,592	-
Diabetes, Digestive, and Kidney Diseases Extramural Research	93.847 (098750003-325738)	VETERANS MEDICAL RESEARCH FOUNDATION	098750003-325738	14,376	-
Diabetes, Digestive, and Kidney Diseases Extramural Research	93.847 (1(GG015926-01))	COLUMBIA UNIVERSITY	1(GG015926-01)	31,843	-
Diabetes, Digestive, and Kidney Diseases Extramural Research	93.847 (150801 GMO 150801)	UNIV OF TEXAS SOUTHWESTERN	150801 GMO 150801	(301)	-
Diabetes, Digestive, and Kidney Diseases Extramural Research	93.847 (5019538-SERV)	PO#00000659E MEDICAL CTR	PO#00000659E	146,658	-
Diabetes, Digestive, and Kidney Diseases Extramural Research	93.847 (5450481062516137- 169614)	TUFTS UNIVERSITY	5019538-SERV		
Diabetes, Digestive, and Kidney Diseases Extramural Research	93.847 (5450481062516137-169614)	STANFORD UNIVERSITY	5450481062516137-169614	25,780	-
Diabetes, Digestive, and Kidney Diseases Extramural Research	93.847 (701K816)	UNIVERSITY OF WISCONSIN- MADISON	701K816	34,141	-
Diabetes, Digestive, and Kidney Diseases Extramural Research	93.847 (901628-UTAH)	ANN & ROBERT H LURIE CHLDRNS HOSP CHIC	901628-UTAH	16,109	-
Diabetes, Digestive, and Kidney Diseases Extramural Research	93.847 (90757-20329201)	UNIVERSITY OF MARYLAND	90757-20329201	27,140	-
Diabetes, Digestive, and Kidney Diseases Extramural Research	93.847 (A03-3580)	DUKE CLINICAL RESEARCH INSTITUTE	A03-3580	28,797	-
Diabetes, Digestive, and Kidney Diseases Extramural Research	93.847 (FP068366-01 J)	UNIVERSITY OF CHICAGO	FP068366-01 J	(266)	-
Diabetes, Digestive, and Kidney Diseases Extramural Research	93.847 (FY19.344.001/PRO-25- A7271)	UNIVERSITY OF COLORADO AT DENVER	FY19.344.001/PRO-25-A7271	(230)	-
Diabetes, Digestive, and Kidney Diseases Extramural Research	93.847 (GB10510)	UNIVERSITY OF VIRGINIA	GB10510	23,524	-
Diabetes, Digestive, and Kidney Diseases Extramural Research	93.847 (GC10459-02)	DARTMOUTH-HITCHCOCK HEALTHCARE	GC10459-02	23,828	-
Diabetes, Digestive, and Kidney Diseases Extramural Research	93.847 (NONE)	ARBOR RESEARCH COLLABORATIVE FOR HEALTH	NONE	131	-
Diabetes, Digestive, and Kidney Diseases Extramural Research	93.847 (RENO PILOT & FEASABILITY)	WASHINGTON UNIVERSITY IN ST LOUIS	RENO PILOT & FEASABILITY	73,823	-
Diabetes, Digestive, and Kidney Diseases Extramural Research	93.847 (SPC-001310 OS00000133)	UNIVERSITY OF MIAMI	SPC-001310 OS00000133	48,386	-
Diabetes, Digestive, and Kidney Diseases Extramural Research	93.847 (VARIOUS)	AUGUSTA UNIVERSITY	VARIOUS	64,826	-
Diabetes, Digestive, and Kidney Diseases Extramural Research	93.847 (VARIOUS)	ICAHN SCHOOL OF MEDICINE AT MOUNT SINAI	VARIOUS	166,734	-
Diabetes, Digestive, and Kidney Diseases Extramural Research	93.847 (VARIOUS)	NORTHWESTERN UNIVERSITY	VARIOUS	34,189	-
Diabetes, Digestive, and Kidney Diseases Extramural Research	93.847 (VARIOUS)	UNIVERSITY OF IOWA	VARIOUS	(20,573)	-
Diabetes, Digestive, and Kidney Diseases Extramural Research	93.847 (VARIOUS)	UNIVERSITY OF MICHIGAN	VARIOUS	16,954	-
Diabetes, Digestive, and Kidney Diseases Extramural Research	93.847 (VARIOUS)	UNIVERSITY OF NEBRASKA- LINCOLN	VARIOUS	22,847	-

*Award number provided either when ALN is incomplete or not available or in association with Research and Development awards, as required

State of Utah
 Schedule of Expenditures of Federal Awards by State Agency
 For the Year Ended June 30, 2022

State Agency	ALN Number (Award Number)*	Pass-Through Entity	Pass-Through Identification Number	Directly Expended	Provided to Subrecipients
Diabetes, Digestive, and Kidney Diseases Extramural Research	93.847 (VARIOUS)	UNIVERSITY OF PENNSYLVANIA	VARIOUS	75,665	-
Diabetes, Digestive, and Kidney Diseases Extramural Research	93.847 (VARIOUS)	UNIVERSITY OF PITTSBURGH	VARIOUS	44,240	-
Diabetes, Digestive, and Kidney Diseases Extramural Research	93.847 (VARIOUS)	VANDERBILT UNIVERSITY MEDICAL CENTER	VARIOUS	11,632	-
Dietary Supplement Research Program	93.321 (VARIOUS)			363,294	18,389
Discovery and Applied Research for Technological Innovations to Improve Human Health	93.286 (VARIOUS)			3,695,464	266,167
Discovery and Applied Research for Technological Innovations to Improve Human Health	93.286 (8947)	INDIANA UNIVERSITY	8947	67,377	-
Discovery and Applied Research for Technological Innovations to Improve Human Health	93.286 (122367359)	UNIVERSITY OF SOUTHERN CALIFORNIA	122367359	101,158	-
Discovery and Applied Research for Technological Innovations to Improve Human Health	93.286 (100817-18086)	UNIVERSITY OF ILLINOIS URBANA-CHAMPAIGN	100817-18086	63,403	-
Discovery and Applied Research for Technological Innovations to Improve Human Health	93.286 (1R41EB032722-01-UTAH)	RNET TECHNOLOGIES INC	1R41EB032722-01-UTAH	76,884	-
Discovery and Applied Research for Technological Innovations to Improve Human Health	93.286 (20190018UOFU)	UTAH VALLEY UNIVERSITY	20190018UOFU	29,355	-
Discovery and Applied Research for Technological Innovations to Improve Human Health	93.286 (A20-1820-5001 / PO# 922116)	UNIVERSITY OF CALIFORNIA DAVIS	A20-1820-5001 / PO# 922116	36,497	-
Discovery and Applied Research for Technological Innovations to Improve Human Health	93.286 (OSP/WPM33765-UTAH POHWA01037871)	UNIVERSITY OF MASSACHUSETTS	OSP/WPM33765-UTAH POHWA01037871	9,208	-
Discovery and Applied Research for Technological Innovations to Improve Human Health	93.286 (URK87)	FLORIDA ATLANTIC UNIVERSITY	URK87	1,679	-
Drug Abuse and Addiction Research Programs	93.279 (VARIOUS)	BEHAVR	10058817	8,298,667	323,616
Drug Abuse and Addiction Research Programs	93.279 (10058817)	RAND CORPORATION	9920180084	109,674	-
Drug Abuse and Addiction Research Programs	93.279 (9920180084)	BARROW NEUROLOGICAL INSTITUTE	32661 UTAH	18,417	-
Drug Abuse and Addiction Research Programs	93.279 (32661 UTAH)	WOMEN AND INFANTS HOSP OF RHODE ISLAND	5001631-1	290,857	-
Drug Abuse and Addiction Research Programs	93.279 (5001631-1)	UNIVERSITY OF MISSOURI-COLUMBIA	C00071084-2	17,538	-
Drug Abuse and Addiction Research Programs	93.279 (520-01277)	NEW YORK UNIVERSITY	520-01277	6,795	-
Drug Abuse and Addiction Research Programs	93.279 (SP00014395-01)	GEORGIA STATE UNIVERSITY	SP00014395-01	7,532	-
Drug Abuse and Addiction Research Programs	93.279 (SUB00002790)	UNIVERSITY OF FLORIDA	SUB00002790	27,466	-
Drug Abuse and Addiction Research Programs	93.279 (VARIOUS)	NYU LANGONE MEDICAL CENTER	VARIOUS	1,255,556	-
Drug Abuse and Addiction Research Programs	93.279 (VARIOUS)	UNIVERSITY OF PITTSBURGH	VARIOUS	23,420	-
Drug Abuse and Addiction Research Programs	93.279 (VARIOUS)	YALE UNIVERSITY	VARIOUS	430,226	-
Earthquake Hazards Reduction Program	15.807 (VARIOUS)	UNIVERSITY OF SOUTHERN CALIFORNIA	PO 10920505 131437096	64,972	-
Earthquake Hazards Reduction Program	15.807 (PO 10920505 131437096)	SOUTHERN CALIFORNIA EARTHQUAKE CENTER		(1,248)	-
Earthquake Hazards Reduction Program	15.807 (VARIOUS)		VARIOUS	10,557	-
Economic Adjustment Assistance for State Governments	12.617 (VARIOUS)			137,052	9,386
Economic Adjustment Assistance for State Governments	12.617			211,254	80,955
Education	43.008 (80NSSC20M0103)			710,777	534,056
Education	43.008			30,517	-
Education and Human Resources	43.008			4,962	-
Education and Human Resources	47.076 (VARIOUS)			3,778,389	641,579
Education and Human Resources	47.076 (NSF123-02)	SANTA CLARA UNIVERSITY	NSF123-02	385	-
Education and Human Resources	47.076 (VARIOUS)	ARIZONA STATE UNIVERSITY	VARIOUS	1,652	-
Education and Human Resources	47.076	ARIZONA STATE UNIVERSITY	CC0342-PG08675-22-64 /SUB	628	-
Emergency Medical Services for Children	93.127 (5UJ5MC30824-05)			2,965,976	-

*Award number provided either when ALN is incomplete or not available or in association with Research and Development awards, as required

State of Utah
 Schedule of Expenditures of Federal Awards by State Agency
 For the Year Ended June 30, 2022

State Agency	ALN Number (Award Number)*	Pass-Through Entity	Pass-Through Identification Number	Directly Expended	Provided to Subrecipients
Emergency Medical Services for Children	93.127 (1016191_UUT)	OREGON HEALTH & SCIENCE UNIVERSITY	1016191_UUT	60,301	-
Emergency Medical Services for Children	93.127 (A20-1236-S001)	UNIVERSITY OF CALIFORNIA DAVIS	A20-1236-S001	140,286	-
Emergency Medical Services for Children	93.127 (R1238545)	UNIVERSITY AT BUFFALO	R1238545	1,906	-
Emergency Medical Services for Children	93.127	UNIVERSITY AT BUFFALO	R1238545	11,655	-
Energy Efficiency and Renewable Energy Information Dissemination, Outreach, Training and Technical Analysis/Assistance	81.117			208,900	-
Energy Governance and Reform Programs	19.027			251,182	81,814
Engineering Grants	47.041 (VARIOUS)			4,625,225	422,703
Engineering Grants	47.041 (2002417)	REFLODX LLC	2002417	24,357	-
Engineering Grants	47.041 (10059162)	INHERENT BIOSCIENCES	10059162	19,589	-
Engineering Grants	47.041 (123524860 - MP INVOICE/PO S9002437)	UNIVERSITY OF CALIFORNIA SAN DIEGO	123524860 - MP INVOICE/PO S9002437	17,219	-
Engineering Grants	47.041 (C-5120)	FLORIDA A&M UNIVERSITY	C-5120	21,489	-
Engineering Grants	47.041 (S-001468)	UNIVERSITY OF CALIFORNIA RIVERSIDE	S-001468	34,627	-
Engineering Grants	47.041 (VARIOUS)	NORTH CAROLINA STATE UNIVERSITY	VARIOUS	59,393	-
Environmental Health	93.113 (VARIOUS)			2,266,512	210,147
Environmental Health	93.113 (1889 PO#1480779)	RUTGERS UNIVERSITY	1889 PO#1480779	49,241	-
Environmental Health	93.113 (UFDSPO0011534)	UNIVERSITY OF FLORIDA	UFDSPO0011534	1,162	-
Environmental Health	93.113 (UNR-21-95)	UNIVERSITY OF NEVADA RENO	UNR-21-95	102,532	-
Environmental Protection Agency	66 (PO UTAH-20-001)	PEGASUS TECHNICAL SERVICES INC	PO UTAH-20-001	59,610	-
Environmental Protection Agency	66 (022602A)	IOWA STATE UNIVERSITY	022602A	32,534	-
Epidemiology Cooperative Agreements	93.231 (UU10054435)	ALBUQUERQUE AREA INDIAN HLTH BRD INC	UU10054435	19,396	-
Extramural Research Programs in the Neurosciences and Neurological Disorders	93.853 (VARIOUS)			13,505,170	1,790,668
Extramural Research Programs in the Neurosciences and Neurological Disorders	93.853 (532506)	UNIVERSITY OF ARIZONA	532506	34,669	-
Extramural Research Programs in the Neurosciences and Neurological Disorders	93.853 (10056694)	MICROSURGICAL INNOVATIONS	10056694	8,317	-
Extramural Research Programs in the Neurosciences and Neurological Disorders	93.853 (000013147-E)	CHILDREN'S HOSPITAL OF LOS ANGELES	000013147-E	(6,980)	-
Extramural Research Programs in the Neurosciences and Neurological Disorders	93.853 (009095365 PO#: 2005434632)	JOHNS HOPKINS UNIVERSITY	009095365 PO#: 2005434632	458,529	-
Extramural Research Programs in the Neurosciences and Neurological Disorders	93.853 (11(GG015970-01))	COLUMBIA UNIVERSITY	11(GG015970-01)	309,383	-
Extramural Research Programs in the Neurosciences and Neurological Disorders	93.853 (138078-5105159)	HARVARD UNIVERSITY	138078-5105159	42,101	-
Extramural Research Programs in the Neurosciences and Neurological Disorders	93.853 (159-NH-1C 5186)	ELECTRONIC BIOSCIENCE INC	159-NH-1C 5186	19,226	-
Extramural Research Programs in the Neurosciences and Neurological Disorders	93.853 (1R44NS1172)	CND LIFE SCIENCES LLC	1R44NS1172	857	-
Extramural Research Programs in the Neurosciences and Neurological Disorders	93.853 (21-824-UU PO# MM000372699)	WEST VIRGINIA UNIVERSITY	21-824-UU PO# MM000372699	137,515	-
Extramural Research Programs in the Neurosciences and Neurological Disorders	93.853 (2R44NS097047-02)	NEUROENE THERAPEUTICS	2R44NS097047-02	15,616	-
Extramural Research Programs in the Neurosciences and Neurological Disorders	93.853 (30005472-02)	ALL CHILDREN'S RESEARCH INSTITUTE	30005472-02	67,631	-
Extramural Research Programs in the Neurosciences and Neurological Disorders	93.853 (3RDR7)	UNIVERSITY OF NEW MEXICO	3RDR7	64,358	-

*Award number provided either when ALN is incomplete or not available or in association with Research and Development awards, as required

State of Utah
Schedule of Expenditures of Federal Awards by State Agency
For the Year Ended June 30, 2022

State Agency	ALN Number (Award Number)*	Pass-Through Entity	Pass-Through Identification Number	Directly Expended	Provided to Subrecipients
Extramural Research Programs in the Neurosciences and Neurological Disorders	93.853 (502063UU)	FEINSTEIN INSTITUTE FOR MEDICAL RESEARCH	502063UU	(10,859)	-
Extramural Research Programs in the Neurosciences and Neurological Disorders	93.853 (578922 PO#4495355)	UNIVERSITY OF PENNSYLVANIA	578922 PO#4495355	153,868	-
Extramural Research Programs in the Neurosciences and Neurological Disorders	93.853 (60054977 UTAH)	NORTHWESTERN UNIVERSITY	60054977 UTAH	156,579	-
Extramural Research Programs in the Neurosciences and Neurological Disorders	93.853 (62747003-193654)	STANFORD UNIVERSITY	62747003-193654	5,461	-
Extramural Research Programs in the Neurosciences and Neurological Disorders	93.853 (A006795101)	UNIVERSITY OF MINNESOTA	A006795101	156,215	-
Extramural Research Programs in the Neurosciences and Neurological Disorders	93.853 (A509239)	EMORY UNIVERSITY	A509239	74,796	-
Extramural Research Programs in the Neurosciences and Neurological Disorders	93.853 (CCF21360207)	CLEVELAND MEDICAL CENTER VIRGINIA COMMONWEALTH UNIVERSITY	CCF21360207	449,749	-
Extramural Research Programs in the Neurosciences and Neurological Disorders	93.853 (FP00007840)	UNIVERSITY	FP00007840	16,263	-
Extramural Research Programs in the Neurosciences and Neurological Disorders	93.853 (GB10094)	UNIVERSITY OF VIRGINIA	GB10094	(1,523)	-
Extramural Research Programs in the Neurosciences and Neurological Disorders	93.853 (GMO-210606 PO:000002351)	UNIV OF TEXAS SOUTHWESTERN MEDICAL CTR	GMO-210606 PO:000002351	14,558	-
Extramural Research Programs in the Neurosciences and Neurological Disorders	93.853 (PO 1484641 SUB 1802)	RUTGERS UNIVERSITY	PO 1484641 SUB 1802	194,795	-
Extramural Research Programs in the Neurosciences and Neurological Disorders	93.853 (5001402-DHHS)	PENNSYLVANIA STATE UNIVERSITY	5001402-DHHS	428,362	-
Extramural Research Programs in the Neurosciences and Neurological Disorders	93.853 (SUB00003098)	UNIVERSITY OF FLORIDA	SUB00003098	50,573	-
Extramural Research Programs in the Neurosciences and Neurological Disorders	93.853 (U0INS121472 PO#7000001417)	BAYLOR COLLEGE OF MEDICINE	U0INS121472 PO#7000001417	105,762	-
Extramural Research Programs in the Neurosciences and Neurological Disorders	93.853 (UOU-260175 / PO 67339850)	MAYO CLINIC ROCHESTER	UOU-260175 / PO 67339850	7,565	-
Extramural Research Programs in the Neurosciences and Neurological Disorders	93.853 (VARIOUS)	BRIGHAM & WOMENS HOSPITAL CHILDRENS HOSPITAL	VARIOUS	887,531	-
Extramural Research Programs in the Neurosciences and Neurological Disorders	93.853 (VARIOUS)	PHILADELPHIA	VARIOUS	28,773	-
Extramural Research Programs in the Neurosciences and Neurological Disorders	93.853 (VARIOUS)	CLEVELAND CLINIC FOUNDATION HOUSTON METHODIST CANCER CENTER	VARIOUS	243,774	-
Extramural Research Programs in the Neurosciences and Neurological Disorders	93.853 (VARIOUS)	MASSACHUSETTS GENERAL HOSPITAL	VARIOUS	65,800	-
Extramural Research Programs in the Neurosciences and Neurological Disorders	93.853 (VARIOUS)	MAYO CLINIC JACKSONVILLE UNIVERSITY OF CALIFORNIA LOS ANGELES	VARIOUS	158,765	-
Extramural Research Programs in the Neurosciences and Neurological Disorders	93.853 (VARIOUS)	UNIVERSITY OF CALIFORNIA SAN FRANCISCO	VARIOUS	2,039	-
Extramural Research Programs in the Neurosciences and Neurological Disorders	93.853 (VARIOUS)	UNIVERSITY OF CINCINNATI	VARIOUS	319,751	-
Extramural Research Programs in the Neurosciences and Neurological Disorders	93.853 (VARIOUS)	UNIVERSITY OF MICHIGAN	VARIOUS	13,940	-
Extramural Research Programs in the Neurosciences and Neurological Disorders	93.853 (VARIOUS)	UNIVERSITY OF CINCINNATI	VARIOUS	11,653	-
Extramural Research Programs in the Neurosciences and Neurological Disorders	93.853 (VARIOUS)	UNIVERSITY OF MICHIGAN	VARIOUS	145,328	-
Extramural Research Programs in the Neurosciences and Neurological Disorders	93.853 (VARIOUS)	UNIVERSITY OF ROCHESTER	VARIOUS	(12,982)	-
Extramural Research Programs in the Neurosciences and Neurological Disorders	93.853 (VARIOUS)	WEILL CORNELL MEDICINE	VARIOUS	(4,676)	-

*Award number provided either when ALN is incomplete or not available or in association with Research and Development awards, as required

State of Utah
Schedule of Expenditures of Federal Awards by State Agency
For the Year Ended June 30, 2022

State Agency	ALN Number (Award Number)*	Pass-Through Entity	Pass-Through Identification Number	Directly Expended	Provided to Subrecipients
Extramural Research Programs in the Neurosciences and Neurological Disorders	93.853	UNIVERSITY OF CINCINNATI	012765-135733	33,164	-
Extramural Research Programs in the Neurosciences and Neurological Disorders	93.853	UNIVERSITY OF FLORIDA	SUB00002937	73,368	-
Family Smoking Prevention and Tobacco Control Act Regulatory Research	93.077 (VARI0US)			178,027	-
Federal Direct Student Loans	84.268			133,522,542	-
Federal Pell Grant Program	84.063			27,140,622	-
Federal Supplemental Educational Opportunity Grants	84.007			906,386	-
Fish, Wildlife and Plant Conservation Resource Management	15.231 (L17AC00059)			40,833	-
Food and Drug Administration - Research	93.103 (ZAD00000)	UNIVERSITY OF KANSAS	ZAD00000	(13,773)	-
Food and Drug Administration - Research	93.103 (VARI0US)	UNIVERSITY OF FLORIDA	VARIOUS	14,436	-
Foreign Assistance to American Schools and Hospitals Abroad	98.006			750,025	750,000
Forest Health Protection	10.680 (VARI0US)			65,051	-
Forest Products Lab: Technology Marketing Unit (TMU)	10.674			103,818	-
Fossil Energy Research and Development	81.089 (VARI0US)			2,989,436	1,476,033
Fossil Energy Research and Development	81.089 (1005027-UTAH)	UNIVERSITY OF WYOMING	1005027-UTAH	25,553	-
Fossil Energy Research and Development	81.089 (320003079-20-155 PO- 7800005316)	UNIVERSITY OF WYOMING	320003079-20-155 PO- 7800005316	238,495	-
Fossil Energy Research and Development	81.089 (S00662-DOE)	PENNSYLVANIA STATE UNIVERSITY	S00662-DOE	116,980	-
Fossil Energy Research and Development	81.089 (VARI0US)	NEW MEXICO INSTITUTE OF MINING & TECH	VARIOUS	973,327	96,671
Fossil Energy Research and Development	81.089 (VARI0US)	REACTION ENGINEERING INTL	VARIOUS	13,439	-
Geosciences	47.050 (VARI0US)	MICHIGAN TECHNOLOGICAL UNIVERSITY		3,909,336	224,733
Geosciences	47.050 (2105003Z8)	COLUMBIA UNIVERSITY	2105003Z8	20,000	-
Geosciences	47.050 (VARI0US)	UNIVERSITY OF MARYLAND	VARIOUS	24,362	-
Global AIDS	93.067 (1000005704 3001176 REF:3987)	BALTIMORE	1000005704 3001176 REF:3987	48,465	-
Grants for Primary Care Training and Enhancement	93.884 (VARI0US)			877,784	45,472
Grants to Provide Outpatient Early Intervention Services with Respect to HIV Disease	93.918 (VARI0US)			879,830	-
Grants to Reduce Domestic Violence, Dating Violence, Sexual Assault, and Stalking on Campus	16.525			139,404	34,462
Health Professions Student Loans, Including Primary Care Loans/Loans for Disadvantaged Students - Beginning Loan	93.342			2,651,522	-
Health Professions Student Loans, Including Primary Care Loans/Loans for Disadvantaged Students - Loans Made	93.342			-	-
Highway Planning and Construction	20.205	IOWA DEPARTMENT OF TRANSPORTATION	TPF-5 (435)	90,430	-
HIV-Related Training and Technical Assistance	93.145 (UWSC11302)	UNIVERSITY OF WASHINGTON	UWSC11302	130,610	-
Homeland Security Research, Development, Testing, Evaluation, and Demonstration of Technologies Related to Nuclear Threat Detection	97.077 (VARI0US)			231,699	-
Human Genome Research	93.172 (VARI0US)	HUDSONALPHA INSTITUTE OF BIOTECHNOLOGY		4,094,031	171,074
Human Genome Research	93.172 (20000.044.04-06)	BROAD INSTITUTE	20000.044.04-06	54,888	-
Human Genome Research	93.172 (5001020-5500001047)	BROAD INSTITUTE	5001020-5500001047	85,701	-
Human Genome Research	93.172 (5114653 (5111267))	UNIV OF NORTH CAROLINA AT CHAPEL HILL	5114653 (5111267)	4,245	-
Human Genome Research	93.172 (646034JU01)	GEISINGER HEALTH SYSTEM	646034JU01	123,250	-
Human Genome Research	93.172 (CNVA00055110(129583- 1))	UNIVERSITY OF PITTSBURGH	CNVA00055110(129583-1)	197,024	-
Human Genome Research	93.172 (FY22.1124.003)	UNIVERSITY OF COLORADO AT DENVER	FY22.1124.003	45,068	-

*Award number provided either when ALN is incomplete or not available or in association with Research and Development awards, as required

State of Utah
 Schedule of Expenditures of Federal Awards by State Agency
 For the Year Ended June 30, 2022

State Agency	ALN Number (Award Number)*	Pass-Through Entity	Pass-Through Identification Number	Directly Expended	Provided to Subrecipients
Human Genome Research	93.172 (PO# 7000001460)	BAYLOR COLLEGE OF MEDICINE	PO# 7000001460	40,673	-
Injury Prevention and Control Research and State and Community Based Programs	93.136 (VARIOUS)			435,025	271,792
Injury Prevention and Control Research and State and Community Based Programs	93.136 (3001299 / PO# 1000008303)	UNIVERSITY OF MARYLAND BALTIMORE	3001299 / PO# 1000008303	8,926	-
International Research and Research Training	93.989 (VARIOUS)			299,380	143,210
International Research and Research Training	93.989 (13042sc)	UNIVERSITY OF CALIFORNIA SAN FRANCISCO	13042sc	41,017	-
Investments for Public Works and Economic Development Facilities	11.300			171,404	-
Life-Cycle Analysis to Support Costeffective Enhanced Aquifer Recharge	66.509 (2022-1627)	UNIVERSITY OF CALIFORNIA IRVINE	2022-1627	742	-
Lung Diseases Research	93.838 (VARIOUS)			2,049,811	81,334
Lung Diseases Research	93.838 (474337)	UNIVERSITY OF ARIZONA	474337	1,588	-
Lung Diseases Research	93.838 (104615C)	UNIVERSITY OF CALIFORNIA SAN FRANCISCO	104615C	256,377	-
Lung Diseases Research	93.838 (1685 G ZA579)	UNIVERSITY OF CALIFORNIA LOS ANGELES	1685 G ZA579	102,068	-
Lung Diseases Research	93.838 (5118117 (5111456))	UNIV OF NORTH CAROLINA AT CHAPEL HILL	5118117 (5111456)	44,236	-
Lung Diseases Research	93.838 (583172 / PO# 4828314)	UNIVERSITY OF PENNSYLVANIA	583172 / PO# 4828314	19,750	-
Lung Diseases Research	93.838 (5U01HL128954)	UNIVERSITY OF PITTSBURGH	5U01HL128954	(147)	-
Lung Diseases Research	93.838 (FP00003678-SA004)	VIRGINIA COMMONWEALTH UNIVERSITY	FP00003678-SA004	(92)	-
Lung Diseases Research	93.838 (KR 705128)	UNIVERSITY OF CALIFORNIA SAN DIEGO	KR 705128	3,914	-
Lung Diseases Research	93.838 (NO. 16-A-01)	NYU LANGONE MEDICAL CENTER	NO. 16-A-01	7,888	-
Lung Diseases Research	93.838 (UWSC10605 BPO33124)	UNIVERSITY OF WASHINGTON	UWSC10605 BPO33124	119,080	-
Lung Diseases Research	93.838 (WSU22087)	WAYNE STATE UNIVERSITY	WSU22087	283,810	-
Lung Diseases Research	93.838 (VARIOUS)	INTERMOUNTAIN HEALTHCARE	VARIOUS	192,090	-
Lung Diseases Research	93.838 (VARIOUS)	ANN & ROBERT H LURIE CHLDRNS HOSP CHICG	VARIOUS	172,691	-
Lung Diseases Research	93.838 (VARIOUS)	COLUMBIA UNIVERSITY	VARIOUS	192,209	-
Lung Diseases Research	93.838 (VARIOUS)	GEORGE WASHINGTON UNIVERSITY	VARIOUS	70,667	-
Lung Diseases Research	93.838 (VARIOUS)	INDIANA UNIVERSITY	VARIOUS	42,205	-
Lung Diseases Research	93.838 (VARIOUS)	VANDERBILT UNIVERSITY	VARIOUS	33,867	-
Lung Diseases Research	93.838 (VARIOUS)	WEILL CORNELL MEDICINE	VARIOUS	53,927	-
Lung Diseases Research	93.838	UNIVERSITY OF ALABAMA AT BIRMINGHAM	000513913-008	22,330	-
Lung Diseases Research	93.838	INTERMOUNTAIN HEALTHCARE	NONE	52,498	-
Manufacturing Extension Partnership	11.611			1,619,817	968,197
Manufacturing Extension Partnership	11.611			207,492	180,976
Maternal and Child Health Federal Consolidated Programs	93.110 (5173MCO054-19)			45,527	45,527
Maternal and Child Health Federal Consolidated Programs	93.110 (VARIOUS)			738,229	519,061
Maternal and Child Health Federal Consolidated Programs	93.110 (1 UH9M30770-04-10)	AMER COLL OF MEDICAL GENETICS & GENOMICS	1 UH9M30770-04-10	10,000	-
Maternal and Child Health Federal Consolidated Programs	93.110 (NONE)	CLEVELAND MEDICAL CENTER	NONE	26,242	-
Mathematical and Physical Sciences	47.049 (VARIOUS)			12,887,669	2,771,306
Mathematical and Physical Sciences	47.049 (1552269)	UNIVERSITY OF COLORADO AT BOULDER	1552269	9,968	-
Mathematical and Physical Sciences	47.049 (1010 G YA090 (443948-BE 22504))	UNIVERSITY OF CALIFORNIA LOS ANGELES	1010 G YA090 (443948-BE-22504)	2,274	-
Mathematical and Physical Sciences	47.049 (1123266-388709)	CARNEGIE MELLON UNIVERSITY	1123266-388709	37,455	-

*Award number provided either when ALN is incomplete or in association with Research and Development awards, as required

State of Utah
 Schedule of Expenditures of Federal Awards by State Agency
 For the Year Ended June 30, 2022

State Agency	ALN Number (Award Number)*	Pass-Through Entity	Pass-Through Identification Number	Directly Expended	Provided to Subrecipients
Mathematical and Physical Sciences	47.049 (203643UU)	UNIVERSITY OF NOTRE DAME	203643UU	154,327	-
Mathematical and Physical Sciences	47.049 (22-016737-A)	UNIVERSITY OF MASSACHUSETTS	22-016737-A	12,428	-
Mathematical and Physical Sciences	47.049 (CHE1700982)	EMORY UNIVERSITY	CHE1700982	164,556	-
Mathematical and Physical Sciences	47.049 (KR704565)	UNIVERSITY OF CALIFORNIA SAN DIEGO	KR704565	13,183	-
Mathematical and Physical Sciences	47.049 (UU-1828168)	BARNARD UNIVERSITY	UU-1828168	24,674	-
Mathematical and Physical Sciences	47.049 (1923936)			105,628	-
Measurement and Engineering Research and Standards	11.609 (70NANB20H018)			68,971	-
Medical Library Assistance	93.879 (VARIOUS)			2,463,771	324,550
Medical Library Assistance	93.732 (VARIOUS)	UNIVERSITY OF MARYLAND	65585-Z0149202	75,230	-
Mental and Behavioral Health Education and Training Grants	93.242 (VARIOUS)			975,378	-
Mental Health Research Grants	93.242 (VARIOUS)			6,755,312	792,187
Mental Health Research Grants	93.242 (104145-00001 EP0218312)	TUFTS UNIVERSITY	104145-00001 EP0218312	12,777	-
Mental Health Research Grants	93.242 (690K922)	UNIVERSITY OF WISCONSIN-MADISON	690K922	65,332	-
Mental Health Research Grants	93.242 (AME22-OCDRING-01)	ADVANCED MEDICAL ELECTRONICS INC	AME22-OCDRING-01	18,133	-
Mental Health Research Grants	93.242 (PID#830082 SUB#2051 PO25098131)	RUTGERS UNIVERSITY	PID#830082 SUB#2051 PO25098131	43,769	-
Mental Health Research Grants	93.242 (RE16213-1)	KINGS COLLEGE LONDON	RE16213-1	5,394	-
Mental Health Research Grants	93.242 (WU-22-0063)	WASHINGTON UNIVERSITY IN ST LOUIS	WU-22-0063	76,697	-
Mental Health Research Grants	93.242 (VARIOUS)	JOHNS HOPKINS UNIVERSITY	VARIOUS	39,455	-
Mental Health Research Grants	93.242 (VARIOUS)	NORTHWESTERN UNIVERSITY	VARIOUS	75,029	-
Mental Health Research Grants	93.242 (VARIOUS)	OHIO STATE UNIVERSITY			
Mental Health Research Grants	93.242 (VARIOUS)	RESEARCH FNDTN			
Mental Health Research Grants	93.242 (VARIOUS)	UNIV OF NORTH CAROLINA AT CHAPEL HILL		18,176	-
Mental Health Research Grants	93.242 (VARIOUS)	UNIVERSITY OF ILLINOIS AT CHICAGO		347,963	-
Mental Health Research Grants	93.242 (VARIOUS)	UNIVERSITY OF MICHIGAN		72,227	-
Mental Health Research and Development	12.420 (VARIOUS)			9,837	-
Military Medical Research and Development	12.420 (937)	UNIVERSITY OF WISCONSIN-MADISON	937	8,811,397	2,826,463
Military Medical Research and Development	12.420 (576708)	UNIVERSITY OF PENNSYLVANIA	576708	27,098	-
Military Medical Research and Development	12.420 (1562262)	UNIVERSITY OF COLORADO AT BOULDER		(69)	-
Military Medical Research and Development	12.420 (1016810_UUTAH)	OREGON HEALTH & SCIENCE UNIVERSITY	1562262	196	-
Military Medical Research and Development	12.420 (12929sc)	UNIVERSITY OF CALIFORNIA SAN FRANCISCO	1016810_UUTAH	50,201	-
Military Medical Research and Development	12.420 (16-0231/2300179)	MASSACHUSETTS EYE AND EAR INFIRMARY	12929sc	1,485	-
Military Medical Research and Development	12.420 (35-5234-2005-001)	UNIVERSITY OF NEBRASKA MEDICAL CENTER	16-0231/2300179	4,147	-
Military Medical Research and Development	12.420 (365-101080-110622)	WAKE FOREST UNIVERSITY	35-5234-2005-001	40,259	-
Military Medical Research and Development	12.420 (A18-1926-S001)	UNIVERSITY OF CALIFORNIA DAVIS	365-101080-110622	39,561	-
Military Medical Research and Development	12.420 (MSRC-FY18-04)	DENVER RESEARCH INSTITUTE	A18-1926-S001	(140)	-
Military Medical Research and Development	12.420 (NTI-CLOT17-17)	NATIONAL TRAUMA INSTITUTE	MSRC-FY18-04	385,440	193,485
Military Medical Research and Development	12.420 (O500000797)	UNIVERSITY OF MIAMI	NTI-CLOT17-17	(13,538)	-
Military Medical Research and Development	12.420 (PO GENFD0001787310)	BOSTON CHILDREN'S HOSPITAL	O500000797	17,492	-
Military Medical Research and Development	12.420 (PO GENFD0001787310)	BOSTON CHILDREN'S HOSPITAL	PO GENFD0001787310	47,466	-

*Award number provided either when ALN is incomplete or not available or in association with Research and Development awards, as required

State of Utah
 Schedule of Expenditures of Federal Awards by State Agency
 For the Year Ended June 30, 2022

State Agency	ALN Number (Award Number)*	Pass-Through Entity	Pass-Through Identification Number	Directly Expended	Provided to Subrecipients
Military Medical Research and Development	12.420 (S-1579-01)	THE GENEVA FOUNDATION	S-1579-01	38,216	-
Military Medical Research and Development	12.420 (W81XWH-21-1-0050)	INTERMOUNTAIN HEALTHCARE	W81XWH-21-1-0050	21,905	-
Military Medical Research and Development	12.420 (VARIOUS)	JOHNS HOPKINS UNIVERSITY	VARIOUS	90,683	-
Military Medical Research and Development	12.420 (VARIOUS)	UNIVERSITY OF PITTSBURGH	VARIOUS	56,117	-
Military Medical Research and Development	12.420	UNIVERSITY OF MICHIGAN	578015	72	-
Minority Health and Health Disparities Research	93.307 (VARIOUS)			722,995	251,152
Minority Health and Health Disparities Research	93.307 (18-A1-00-007896)				
Minority Health and Health Disparities Research	PROJ#110387)	NEW YORK UNIVERSITY	18-A1-00-007896 PROJ#110387	36,090	-
National Aeronautics and Space Administration	43 (VARIOUS)			237,521	-
National Aeronautics and Space Administration	43 (10057082)	INNOSENSE LLC	10057082	11,621	-
National Aeronautics and Space Administration	43 (20-0547)	BRIGHAM YOUNG UNIVERSITY	20-0547	27,978	-
National Aeronautics and Space Administration	43 (NONE)	UNIVERSITY OF ARIZONA	NONE	36,102	-
National Aeronautics and Space Administration	43 (SUBK00011176)				
National Aeronautics and Space Administration	PO#300558575)	UNIVERSITY OF MICHIGAN	SUBK00011176 PO#300558575	1,860	-
National Aeronautics and Space Administration	43 (UWSC9766 BPO 23128)	UNIVERSITY OF WASHINGTON	UWSC9766 BPO 23128	3,287	-
National Aeronautics and Space Administration	43 (VARIOUS)	CHEMTRONERGY LLC	VARIOUS	156,401	-
National Aeronautics and Space Administration	43 (VARIOUS)	SPACE TELESCOPE SCIENCE INSTITUTE	VARIOUS	64,570	-
National Aeronautics and Space Administration	43 (SUBK00015944)	UNIVERSITY OF MICHIGAN	SUBK00015944	4,393	-
National Center for Advancing Translational Sciences	93.350 (VARIOUS)			11,882,143	108,665
National Center for Advancing Translational Sciences	93.350 (000518169-006)	UNIVERSITY OF ALABAMA AT BIRMINGHAM	000518169-006	52,471	-
National Center for Advancing Translational Sciences	93.350 (60044737UU)	NORTHWESTERN UNIVERSITY	60044737UU	24	-
National Center for Advancing Translational Sciences	93.350 (AWD00000243)	UNIVERSITY OF PITTSBURGH	AWD00000243	(15)	-
National Center for Advancing Translational Sciences	93.350 (POH 1001636909)	DENVER	POH 1001636909	24,989	-
National Center for Advancing Translational Sciences	93.350 (VUMC 59240)	VANDERBILT UNIVERSITY	VUMC 59240	16,608	-
National Center for Advancing Translational Sciences	93.350 (VUMC85961)	VANDERBILT UNIVERSITY MEDICAL CENTER	VUMC85961	279,906	-
National Center for Advancing Translational Sciences	93.350 (VARIOUS)	DUKE CLINICAL RESEARCH INSTITUTE	VARIOUS	27,882	-
National Center on Sleep Disorders Research	93.233 (7K01HL145099-03)			196,183	-
National Center on Sleep Disorders Research	93.233 (VARIOUS)			436,738	96,591
National Institute of Justice Research, Evaluation, and Development Project Grants	16.560 (VARIOUS)			119,468	-
National Institute of Justice Research, Evaluation, and Development Project Grants	16.560 (VARIOUS)			15,111	-
National Research Service Award in Primary Care Medicine	93.186 (5T32HP30038-05)			106,500	-
National Science Foundation	47 (VARIOUS)			220,465	-
National Science Foundation	47 (10018547)	HEAVYSTONE LABORATORY LLC	10018547	4,313	-
National Science Foundation	47 (10045546)	VISUS LLC	10045546	100,832	-
National Science Foundation	47 (10058055)	109 THERAPEUTICS	10058055	8,482	-
National Science Foundation	47 (2021CIF-UTAH-28)	COMPUTING RESEARCH ASSOCIATION	2021CIF-UTAH-28	91,137	-
National Science Foundation	47 (SPP552)	ASTROPHYSICAL RESEARCH CONSORTIUM	SPP552	217,712	-
NIEHS Hazardous Waste Worker Health and Safety Training	93.142 (VARIOUS)	UNIVERSITY OF TEXAS AT HOUSTON	VARIOUS	177,738	-
NIEHS Hazardous Waste Worker Health and Safety Training	93.142	UNIVERSITY OF TEXAS AT HOUSTON	SA0001058 AND SA0000254	6,490	-
NIEHS Superfund Hazardous Substances_Basic Research and Education	93.143 (1R25E5033046-01)			101,873	1,724
NIEHS Superfund Hazardous Substances_Basic Research and Education	93.143 (P008851002)	UNIVERSITY OF MINNESOTA	P008851002	22,416	-
Nuclear Energy Research, Development and Demonstration	81.121 (VARIOUS)			795,876	202,175

*Award number provided either when ALN is incomplete or not available or in association with Research and Development awards, as required

State of Utah
Schedule of Expenditures of Federal Awards by State Agency
For the Year Ended June 30, 2022

State Agency	ALN Number (Award Number)*	Pass-Through Entity	Pass-Through Identification Number	Directly Expended	Provided to Subrecipients
Nuclear Energy Research, Development and Demonstration	81.121 (1557174 PO#1001094525)	UNIVERSITY OF COLORADO AT BOULDER	1557174 PO#1001094525	60,991	-
Nuclear Energy Research, Development and Demonstration	81.121 (18-023)	UNIVERSITY OF NEW HAMPSHIRE	18-023	33,395	-
Nuclear Energy Research, Development and Demonstration	81.121 (20-0549)	BRIGHAM YOUNG UNIVERSITY	20-0549	80,397	-
Nuclear Energy Research, Development and Demonstration	81.121 (G0199A-A)	OREGON STATE UNIVERSITY	G0199A-A	87,922	-
Nuclear Energy Research, Development and Demonstration	81.121 (GR125250-10000005837)	OHIO STATE UNIVERSITY			
Nuclear Energy Research, Development and Demonstration	81.121 (UA4755-855933)	RESEARCH FNDTN UNIVERSITY OF IDAHO	GR125250-10000005837 UA4755-855933	22,194	-
Nuclear Energy Research, Development and Demonstration	81.121			22,748	-
Nuclear Energy Research, Development and Demonstration	93.359 (5UK1HP31735-04)			101,837	-
Nurse Education, Practice Quality and Retention Grants	93.264			694,412	-
Nurse Faculty Loan Program (NFLP)	93.264			247,277	-
Nurse Faculty Loan Program (NFLP) - Beginning Loan	93.264			1,090,516	-
Nurse Faculty Loan Program (NFLP) - Loans Made	93.361 (VARI0US)			-	-
Nursing Research	93.361 (1724486)	CEDARS SINAI MEDICAL CENTER UNIVERSITY OF CALIFORNIA	1724486	3,179,698	124,197
Nursing Research	93.361 (2017-3499)	IRVINE	2017-3499	180,689	-
Nursing Student Loans	93.364			(9,742)	-
Nursing Student Loans - Beginning Loan	93.364			6,307	-
Nursing Student Loans - Loans Made	93.364			335,953	-
Nursing Workforce Diversity	93.178 (5D19HP31822-03)			-	-
Occupational Safety and Health Program	93.262 (5742OH008414-15)			235,668	-
Occupational Safety and Health Program	93.262 (5U19OH012304-02)			1,765,487	-
Occupational Safety and Health Program	93.262	CENTER FOR CONSTRUCTION RESEARCH		410,088	-
Occupational Safety and Health Program	93.262 (VARI0US)				
Occupational Safety and Health Program	11.011 (505184-78050)	NORTHEASTERN UNIVERSITY	VARI0US	26,786	5,250
Office of International Science and Engineering	47.079 (1559391)			34,009	-
Office of International Science and Engineering	47.079 (7141560C /GR06613)	UNIVERSITY OF NEVADA LAS VEGAS	7141560C /GR06613	(108)	-
Office of International Science and Engineering	66.511 (83586601)			61,373	-
Office of Science Financial Assistance Program	81.049 (VARI0US)			(3,755)	-
Office of Science Financial Assistance Program	81.049 (131471967)	SOUTHERN CALIFORNIA EARTHQUAKE CENTER UNIVERSITY OF CALIFORNIA LOS ANGELES	131471967	5,964,801	908,243
Office of Science Financial Assistance Program	81.049 (0965 G ZA111)			29,348	-
Office of Science Financial Assistance Program	81.049 (134124-G003970)	WASHINGTON STATE UNIVERSITY	0965 G ZA111	59,224	-
Office of Science Financial Assistance Program	81.049 (14000524-014)	PURDUE UNIVERSITY	134124-G003970	(913)	-
Office of Science Financial Assistance Program	81.049 (417664G/UR FAO GR5 11022)	UNIVERSITY OF ROCHESTER	14000524-014	24,925	-
Office of Science Financial Assistance Program	81.049 (695K656)	UNIVERSITY OF WISCONSIN- MADISON	417664G/UR FAO GR5 11022	144,177	-
Office of Science Financial Assistance Program	81.049 (AWARD # DESC002054)	VISUS LLC	695K656	(125)	-
Oral Diseases and Disorders Research	93.121 (VARI0US)			(768)	-
Oral Diseases and Disorders Research	93.121 (ASUB00000129)	ARIZONA STATE UNIVERSITY	AWARD # DESC002054	1,157,843	478,077
Organized Approaches To Increase Colorectal Cancer Screening	93.800 (VARI0US)			2,830	-
P3 Award: National Student Design Competition for Sustainability	66.516 (84016901)			404,396	-
Perkins Loan Program - Beginning Loan Balance	84.038			9,897	-
Perkins Loan Program - Loans made	84.038			7,305,417	-
Poison Center Support and Enhancement Grant Program	93.253 (VARI0US)			-	-
Polar Programs	47.078 (5B28089-A)	MONTANA TECH	5B28089-A	187,970	-
PPHF Geriatric Education Centers	93.969 (5U1QHP28741-06)			84,867	-
				800,057	146,535

*Award number provided either when ALN is incomplete or in association with Research and Development awards, as required

State of Utah
Schedule of Expenditures of Federal Awards by State Agency
For the Year Ended June 30, 2022

State Agency	ALN Number (Award Number)*	Pass-Through Entity	Pass-Through Identification Number	Directly Expended	Provided to Subrecipients
PPHF Geriatric Education Centers	93.969 (UND0026546-S1)	UNIVERSITY OF NORTH DAKOTA	UND0026546-S1	46,942	-
Prevention of Disease, Disability, and Death by Infectious Diseases	93.084 (5U01CK000585-02)			513,054	28,038
Prevention of Disease, Disability, and Death by Infectious Diseases	93.084 (VARIOUS)			484,814	31,073
Prevention of Disease, Disability, and Death by Infectious Diseases	93.084 (2004040591)	JOHNS HOPKINS HOSPITAL	2004040591	(2,059)	-
Prevention of Disease, Disability, and Death by Infectious Diseases	93.084 (A18-0612-5015)	UNIVERSITY OF CALIFORNIA DAVIS	A18-0612-5015	8,191	-
Prevention of Disease, Disability, and Death by Infectious Diseases	93.084 (5U01CK000585-02)			492,090	-
Prevention of Disease, Disability, and Death by Infectious Diseases	93.084 (6U01CK000555-02-01)			123,757	98,713
Prevention of Disease, Disability, and Death by Infectious Diseases	93.084 (6U01CK000585-01-01)			120,100	-
Prevention of Disease, Disability, and Death by Infectious Diseases	93.084 (6U54CK000602-01-01)			106,547	33,988
Promotion of the Arts, Grants to Organizations and Individuals	45.024			79,978	-
Promotion of the Humanities Public Programs	45.164			60,587	-
Promotion of the Humanities Fellowships and Stipends	45.160 (FEL-267498-20)			6,000	-
Promotion of the Humanities Research	45.161 (RZ-255594-17)			698	-
Public Health Emergency Response: Cooperative Agreement for Emergency Response: Public Health Crisis Response	93.354 (3179)	MD ANDERSON CANCER CENTER	3179	(1,145)	-
Radiation Exposure Screening and Education	93.257	THE MEDI	10064071	80,231	-
Rare Disorders: Research, Surveillance, Health Promotion, and Education	93.315 (VARIOUS)			509,752	-
Recreation Resource Management	15.225 (LITAC00029)			8,735	-
Renewable Energy Research and Development	81.087 (VARIOUS)			22,991,249	6,186,959
Renewable Energy Research and Development	81.087 (100054 (205CAL628))	PORTLAND STATE UNIVERSITY	100054 (205CAL628)	55,889	-
Research and Technology Development	12.910 (VARIOUS)			2,127,626	375,895
Research and Technology Development	12.910 (UU-00001)	BLACKROCK MICROSYSTEMS	UU-00001	321,737	-
Research and Technology Development	12.910 (X0220A-A)	OREGON STATE UNIVERSITY	X0220A-A	143,894	-
Research and Training in Complementary and Alternative Medicine	93.213 (VARIOUS)			2,851,548	1,036,287
Research and Training in Complementary and Alternative Medicine	93.213 (2004336294)	JOHNS HOPKINS UNIVERSITY	2004336294	9,331	-
Research and Training in Complementary and Alternative Medicine		ICAHN SCHOOL OF MEDICINE AT			
Research and Training in Complementary and Alternative Medicine	93.213 (0255-C501-4609)	MOUNT SINAI	0255-C501-4609	28,318	-
Research and Training in Complementary and Alternative Medicine	93.213 (11-19630-99-01-G2)	MOFFITT CANCER CENTER	11-19630-99-01-G2	(160)	-
Research and Training in Complementary and Alternative Medicine	93.213 (1279 (0752))	RUTGERS UNIVERSITY	1279 (0752)	43,621	-
Research and Training in Complementary and Alternative Medicine	93.213 (17-A0-00-008501 PO#)	NYU LANGONE MEDICAL CENTER	17-A0-00-008501 PO#	32,673	-
Research Infrastructure Programs	M210422489)		M210422489	698,868	78,628
Research Infrastructure Programs	93.351 (VARIOUS)			34,007	-
Research Infrastructure Programs	93.351 (10058507)	ADVANCED CONCEPTIONS INC	10058507	49,520	-
Research Infrastructure Programs	93.351 (SBIR-II-UU-SUB-02)	3HELIX INC	SBIR-II-UU-SUB-02	3,214,239	665,362
Research on Healthcare Costs, Quality and Outcomes	93.226 (VARIOUS)			95,618	-
Research on Healthcare Costs, Quality and Outcomes	93.226 (5001451461)	MEDSTAR HEALTH	5001451461	39,336	-
Research on Healthcare Costs, Quality and Outcomes	93.226 (2133-209-2012832)	CLEMSON UNIVERSITY	2133-209-2012832	68,974	-
Research on Healthcare Costs, Quality and Outcomes	93.226 (GRT-0000523 / PO	CHILDRENS HOSPITAL			
Research on Healthcare Costs, Quality and Outcomes	20197882)	PHILADELPHIA	GRT-0000523 / PO 20197882	22,676	-
Research on Healthcare Costs, Quality and Outcomes	93.226 (SUBK00010964				
Research on Healthcare Costs, Quality and Outcomes	PO3005782711)	UNIVERSITY OF MICHIGAN	SUBK00010964 PO3005782711	15,915	-
Research on Healthcare Costs, Quality and Outcomes		WASHINGTON UNIVERSITY IN ST		35,002	-
Research on Healthcare Costs, Quality and Outcomes	93.226 (WU-20-225)	LOUIS	WU-20-225	72,945	-
Research on Healthcare Costs, Quality and Outcomes	93.226 (VARIOUS)	NORTHWESTERN UNIVERSITY	VARIOUS	4,969,465	372,721
Research on Research Integrity	93.085 (10RIIR200063-01)				
Research Related to Deafness and Communication Disorders	93.173 (VARIOUS)				
Research Related to Deafness and Communication Disorders	93.173 (1008367_UTAH)	OREGON HEALTH & SCIENCE	1008367_UTAH	8,537	-
Research Related to Deafness and Communication Disorders	93.173 (110445A 2058				
Research Related to Deafness and Communication Disorders	SR00005457)	UNIVERSITY OF MARYLAND	110445A 2058 SR00005457	227,114	-
Research Related to Deafness and Communication Disorders	93.173 (A03-5637)	DUKE UNIVERSITY	A03-5637	4,136	-

*Award number provided either when ALN is incomplete or not available or in association with Research and Development awards, as required

State of Utah
 Schedule of Expenditures of Federal Awards by State Agency
 For the Year Ended June 30, 2022

State Agency	ALN Number (Award Number)*	Pass-Through Entity	Pass-Through Identification Number	Directly Expended	Provided to Subrecipients
Research Related to Deafness and Communication Disorders	93.1.73 (A20-0069-5001)	MEDICAL UNIVERSITY OF SOUTH CAROLINA	A20-0069-5001	164,264	-
Research Related to Deafness and Communication Disorders	93.1.73 (GMO 17510)	UNIV OF TEXAS SOUTHWESTERN MEDICAL CTR	GMO 17510	227,442	-
Research Related to Deafness and Communication Disorders	93.1.73 (R1172292)	RESEARCH FOUNDATION OF SUNY UNIVERSITY OF MISSISSIPPI	R1172292	14,402	-
Research Related to Deafness and Communication Disorders	93.1.73 (SP14020-SB1)	MEDICAL CENTER	SP14020-SB1	98,220	-
Research Related to Deafness and Communication Disorders	93.1.73 (VARIOUS)	BLACKROCK MICROSYSTEMS	VARIOUS	180,677	-
Research Related to Deafness and Communication Disorders	93.1.73 (VARIOUS)	BRIGHTON YOUNG UNIVERSITY	VARIOUS	480,240	-
Research Related to Deafness and Communication Disorders	93.1.73 (VARIOUS)	MASSACHUSETTS EYE AND EAR INFIRMARY	VARIOUS	108,694	-
ROTC Language and Culture Training Grants	12.357	INSTITUTE OF INTERNATIONAL EDUCATION	VARIOUS	369,204	-
Rural Health Care Services Outreach Grant Program	93.912 (1GA1RH42941-01)			122,885	-
Science	43.001 (VARIOUS)			2,268,944	72,800
Science	43.001 (00010196 (B801305223))	UNIVERSITY OF CALIFORNIA BERKELEY	00010196 (B801305223)	(8,804)	-
Science	43.001 (37181-01)	ROCHESTER INSTITUTE OF TECHNOLOGY	37181-01	10,268	-
Science	43.001 (A19-0117-5006 (P0286656))	RENSSELAER POLYTECHNIC INSTITUTE	A19-0117-5006 (P0286656)	48,243	-
Science	43.001 (KK2134)	UNIVERSITY OF CALIFORNIA SANTA BARBARA	KK2134	36,298	-
Science	43.001 (RESS12750)	CASE WESTERN RESERVE UNIVERSITY	RESS12750	153,006	-
Science	43.001 (SUB62720162)	AMERICAN MUSEUM OF NATURAL HISTORY	SUB62720162	215,029	-
Science	43.001 (SUBK00012835 PO#3006244418)	UNIVERSITY OF MICHIGAN	SUBK00012835 PO#3006244418	94,487	-
Science	43.001 (VARIOUS)	SMITHSONIAN ASTROPHYSICAL OBSERVATORY	VARIOUS	37,892	-
Science	43.001 (VARIOUS)	UNIVERSITY OF COLORADO AT BOULDER	VARIOUS	20,809	-
Second Change Act Community-based Reentry Program	16.812	MULTNOMAH COUNTY DEPT OF COMM JUSTICE	DCHIGA-E-12968-2021	73,229	-
Secure Water Act Research Agreements	15.560 (R19AC00157)			117,904	-
Securities and Exchange Commission SEC	58 (PAPANEPS)			73,308	-
Social, Behavioral, and Economic Sciences	47.075 (VARIOUS)			603,584	20,819
Social, Behavioral, and Economic Sciences	47.075 (5118148)	UNIV OF NORTH CAROLINA AT CHAPEL HILL	5118148	30,109	-
Social, Behavioral, and Economic Sciences	47.075 (2102004Z1)	MICHIGAN TECHNOLOGICAL UNIVERSITY	2102004Z1	16,164	-
Social, Behavioral, and Economic Sciences	47.075 (45-0108-1002-201)	UNIVERSITY OF NEBRASKA OMAHA	45-0108-1002-201	20,475	-
Social, Behavioral, and Economic Sciences	47.075 (ASUB00000761)	ARIZONA STATE UNIVERSITY	ASUB00000761	49,350	-
Social, Behavioral, and Economic Sciences	47.075 (S-001006)	UNIVERSITY OF CALIFORNIA RIVERSIDE	S-001006	76,987	-
Space Technology	43.012 (10637)	UNIVERSITY OF CALIFORNIA BERKELEY	10637	118,227	-
Space Technology	43.012 (1607060Z10)	MICHIGAN TECHNOLOGICAL UNIVERSITY	1607060Z10	35,177	-
Space Technology	43.012	MICHIGAN TECHNOLOGICAL UNIVERSITY	1607060Z10	321,143	33,287

*Award number provided either when ALN is incomplete or not available or in association with Research and Development awards, as required

State of Utah
Schedule of Expenditures of Federal Awards by State Agency
For the Year Ended June 30, 2022

State Agency	ALN Number (Award Number)*	Pass-Through Entity	Pass-Through Identification Number	Directly Expended	Provided to Subrecipients
Special Programs for the Aging, Title IV, and Title II, Discretionary Projects	93.048 (VARIOUS)			383,738	-
Specialty Crop Research Initiative	10.309 (133336-G003923)	WASHINGTON STATE UNIVERSITY	133336-G003923	155,619	-
Specialty Crop Research Initiative	10.309 (C0565B-F)	OREGON STATE UNIVERSITY UNIVERSITY OF ILLINOIS AT CHICAGO	C0565B-F	80,906	-
Stewardship Science Grant Program	81.112 (17955)		17955	48,361	-
Strengthening Public Health Systems and Services through National Partnerships to Improve and Protect the Nation's Health	93.421 (PO)	CDC FOUNDATION	PO	11,632	-
Strengthening Public Health Systems and Services through National Partnerships to Improve and Protect the Nation's Health	93.421 (VARIOUS)	NATL ASSOCIATION OF CHRONIC DISEASE	VARIOUS	46,157	-
Strengthening Public Health Systems and Services through National Partnerships to Improve and Protect the Nation's Health	93.421	NATL ASSOCIATION OF CHRONIC DISEASE	220059 / 222-1402-4	52,645	-
Strengthening Public Health Systems and Services through National Partnerships to Improve and Protect the Nation's Health	93.421	PUBLIC HEALTH INSTITUTE	G1980_AG-0355	64,921	-
Substance Abuse and Mental Health Services, Projects of Regional and National Significance	93.243 (VARIOUS)			880,403	11,148
Substance Abuse and Mental Health Services, Projects of Regional and National Significance	93.243 (12-124-001)	UNIVERSITY OF COLORADO COLORADO SPRINGS	12-124-001	31,265	-
Substance Abuse and Mental Health Services, Projects of Regional and National Significance	93.243 (1H795M085130-01)	INTERNATIONAL RESCUE COMMITTEE	1H795M085130-01	5,287	-
Substance Abuse and Mental Health Services, Projects of Regional and National Significance	93.243 (NONE)	THE ROAD HOME	NONE	57,965	-
Superfund Technical Assistance Grants (TAG) for Community Groups at National Priority List (NPL) Sites	66.806 (NONE)	FRIENDS OF GREAT SALT LAKE	NONE	31	-
Teacher Education Assistance for College and Higher Education Grants (TEACH Grants)	84.379			1,886	-
Telehealth Programs	93.211 (VARIOUS)			426,765	-
Training in General, Pediatric, and Public Health Dentistry	93.059 (5T93HP30398-05)			198,784	-
Translation and Implementation Science Research for Heart, Lung, Blood Diseases, and Sleep Disorders	93.840 (1R01HL157439-01)			290,349	31,509
Translation and Implementation Science Research for Heart, Lung, Blood Diseases, and Sleep Disorders	93.840 (60057446 UU)	NORTHWESTERN UNIVERSITY	60057446 UU	80,632	-
Trans-NIH Research Support	93.310 (VARIOUS)			8,525,500	740,902
Trans-NIH Research Support	93.310 (VARIOUS)	DUKE UNIVERSITY NEW ENGLAND RESEARCH INSTITUTES	VARIOUS	31,645	-
Trans-NIH Research Support	93.310 (VARIOUS)			29,179	-
U.S. Geological Survey, Research and Data Collection	15.808 (G22AC00059)			15,007	-
U.S. Geological Survey, Research and Data Collection	15.808			974,538	-
U.S. Nuclear Regulatory Commission Scholarship and Fellowship Program	77.008			74,516	-
Uniformed Services University Medical Research Projects	12.750 (HU0001-17-1-0047)	HENRY M. JACKSON FNDT ADVNCMNT MIL MED	5803 PO1029505 66552	593,732	2,176
Uniformed Services University Medical Research Projects	12.750 (5803 PO1029505 66552)	THE GENEVA FOUNDATION	VARIOUS	406,274	-
Uniformed Services University Medical Research Projects	12.750 (VARIOUS)			-	-
University Transportation Centers Program	20.701 (135461 G004218)	WASHINGTON STATE UNIVERSITY NORTH DAKOTA STATE UNIVERSITY	135461 G004218	130,599	-
University Transportation Centers Program	20.701 (FAR0028684)		FAR0028684	488,327	-
University Transportation Centers Program	20.701 (VARIOUS)	PORTLAND STATE UNIVERSITY	VARIOUS	374,160	-
US Consumer Product Safety	99 (VARIOUS)			8,161	-
USAID Foreign Assistance for Programs Overseas	98.001 (VARIOUS)	NATIONAL ACADEMY OF SCIENCES	VARIOUS	33,973	-
USAID Foreign Assistance for Programs Overseas	98.001			1,615,777	297,405
VA Assistance to United States Paralympic Integrated Adaptive Sports Program	64.034 (SPORTS-19-054)			18,465	-

*Award number provided either when ALN is incomplete or not available or in association with Research and Development awards, as required

State of Utah
 Schedule of Expenditures of Federal Awards by State Agency
 For the Year Ended June 30, 2022

State Agency	ALN Number (Award Number)*	Pass-Through Entity	Pass-Through Identification Number	Directly Expended	Provided to Subrecipients
VA Assistance to United States Paralympic Integrated Adaptive Sports Program	64.034			342,060	-
Vision Research	93.867 (VARIOUS)			8,576,390	260,966
Vision Research	93.867 (1288910)	JAEB CENTER FOR HEALTH RESEARCH	1288910	8,850	-
Vision Research	93.867 (10059382)	IVEENA LLC	10059382	14,981	-
Vision Research	93.867 (100595816)	UNIVERSITY OF SOUTHERN CALIFORNIA	100595816	(23)	-
Vision Research	93.867 (102151281)	BAYLOR COLLEGE OF MEDICINE UNIVERSITY OF CALIFORNIA SAN FRANCISCO	102151281	(626)	-
Vision Research	93.867 (113235C)	FRANCISCO	113235C	17,395	-
Vision Research	93.867 (19-868-UU)	WEST VIRGINIA UNIVERSITY	19-868-UU	15,324	-
Vision Research	93.867 (1R43EY031603-SUBAWARD)	GREFFEX INC	1R43EY031603-SUBAWARD	112,129	-
Vision Research	93.867 (1U10EY026869-1)	NYU LANGONE MEDICAL CENTER	1U10EY026869-1	1,760	-
Vision Research	93.867 (20-0560)	BRIGHAM YOUNG UNIVERSITY	20-0560	134,073	-
Vision Research	93.867 (500664-78050)	NORTHEASTERN UNIVERSITY	500664-78050	(822)	-
Vision Research	93.867 (A031507 (A030429))	DUKE UNIVERSITY	A031507 (A030429)	(200)	-
Vision Research	93.867 (R01EY025718)	MEDICAL COLLEGE OF WISCONSIN	R01EY025718	(45)	-
Vision Research	93.867 (R1553)	DARTMOUTH COLLEGE	R1553	60,093	-
Vision Research	93.867 (SUB000000139 (UR FAO GR531951))	UNIVERSITY OF ROCHESTER	SUB000000139 (UR FAO GR531951)	11,679	-
Vision Research	93.867 (VARIOUS)	JOHNS HOPKINS UNIVERSITY	VARIOUS	17,955	-
Vision Research	93.867 (VARIOUS)	OREGON HEALTH & SCIENCE UNIVERSITY	VARIOUS	58,109	-
Volcano Hazards Program Research and Monitoring	15.818			418,353	-
Weather and Air Quality Research	11.459 (VARIOUS)			259,119	15,171
Total University of Utah				774,734,396	55,097,252
Utah State University					
Perkins Loan Program - Beginning Loan Balance	84.038			5,528,573	-
Perkins Loan Program - Loans made	84.038			-	-
Federal Direct Student Loans	84.268			47,046,056	-
Education Research, Development and Dissemination	84.305A (R305A170111)			314,881	120,774
Special Education - Personnel Development to Improve Services and Results for Children with Disabilities	84.325D			289,034	-
Gaining Early Awareness and Readiness for Undergraduate Programs	84.334A			3,025,997	2,128,003
Child Care Access Means Parents in School	84.335A			357,375	-
(COVID-19) Education Stabilization Fund	84.425E			27,378,150	-
(COVID-19) Education Stabilization Fund	84.425F			10,728,807	-
(COVID-19) Education Stabilization Fund	84.425M			1,293,483	-
(COVID-19) Department of Health and Human Services	93 (62456451-184638)	Stanford University	62456451-184638	59,529	-
(COVID-19) Department of Health and Human Services	93 (75N93019D00021)			87,744	-
(COVID-19) Economic Adjustment Assistance	11.307			278,444	-
(COVID-19) Emergency Rental Assistance Program	21.023	Salt Lake County	ERAP0018	44,838	-
(COVID-19) Emergency Rental Assistance Program	21.023	Salt Lake County	None Provided	12,950	-
(COVID-19) Promotion of the Arts, Grants to Organizations and Individuals	45.024			25,483	-
(COVID-19) Special Programs for the Aging, Title IV, and Title II, Discretionary Projects	93.048			1,667	-
Acer Access Development Program	10.174 (2JACERUT1001-00)			49,553	16,178
ACL Assistive Technology	93.464			443,455	-

*Award number provided either when ALN is incomplete or not available or in association with Research and Development awards, as required

State of Utah
 Schedule of Expenditures of Federal Awards by State Agency
 For the Year Ended June 30, 2022

State Agency	ALN Number (Award Number)*	Pass-Through Entity	Pass-Through Identification Number	Directly Expended	Provided to Subrecipients
ACL Independent Living State Grants	93.369	TIRR Memorial Herman	2020-YR3-1812-UTAHSTATEU- CIINE	(105)	-
ACL National Institute on Disability, Independent Living, and Rehabilitation Research	93.433 (Various)			699,198	105,730
ACL National Institute on Disability, Independent Living, and Rehabilitation Research	93.433 (A008179302)	University of Minnesota University of Wisconsin at University of California at San Diego	A008179302	19,816	-
ACL National Institute on Disability, Independent Living, and Rehabilitation Research	93.433 (462)	Madison	462	40,431	-
Advanced Research Projects Agency - Energy	81.135 (118115448)		118115448	142,696	-
Aeronautics	43.002 (80NSSC19K0839)			34,906	-
Aeronautics	43.002 (M1703311)	Texas AandM University	M1703311	123,278	-
Aging Research	93.866 (Various)			248,836	-
Aging Research	93.866 (LR56AG069745-01)			198,431	85,003
Aging Research	93.866 (16-0483)	Brigham Young University	16-0483	(205)	-
Agricultural Genome to Phenome Initiative	10.332 (024256F)	Iowa State University	024256F	2,049	-
Agricultural Genome to Phenome Initiative	10.332	Iowa State University	None Provided	14,000	-
Agricultural Research_Basic and Applied Research	10.001 (Various)			508,705	-
Agricultural Research_Basic and Applied Research	10.001 (080300.327073.02)	Mississippi State University	080300.327073.02	16,884	-
Agricultural Research_Basic and Applied Research	10.001 (28380)	Research Corporation for Science Advancement	28380	16,323	-
Agriculture and Food Research Initiative (AFRI)	10.310 (Various)			77,224	-
Agriculture and Food Research Initiative (AFRI)	10.310 (1556406)	University of Colorado at Boulder	1556406	14,257	-
Agriculture and Food Research Initiative (AFRI)	10.310 (A22-0050-5002)	University of California at Merced	A22-0050-5002	71,610	-
Agriculture and Food Research Initiative (AFRI)	10.310 (Various)			1,810,558	114,999
Agriculture and Food Research Initiative (AFRI)	10.310 (023318A)	Iowa State University	023318A	45,342	-
Agriculture and Food Research Initiative (AFRI)	10.310 (5000213-USDA)	Penn State University	S000213-USDA	85,966	-
Agriculture and Food Research Initiative (AFRI)	10.310 (21A534-01)	Texas Tech University	21A534-01	23,353	-
Agriculture and Food Research Initiative (AFRI)	10.310 (VARIOUS)	University of Idaho	VARIOUS	18,682	-
Agriculture and Food Research Initiative (AFRI)	10.310 (UNR-17-54)	University of Nevada at Reno	UNR-17-54	50,042	-
Agriculture and Food Research Initiative (AFRI)	10.310 (2020-2713-01)	North Carolina State University	2020-2713-01	27,262	-
Agriculture and Food Research Initiative (AFRI)	10.310 (A22-1483-5018)	University of California at Davis	A22-1483-5018	21,390	-
Agriculture and Food Research Initiative (AFRI)	10.310 (100637)	Multiplier	100637	6,823	-
Agriculture and Food Research Initiative (AFRI)	10.310			318,585	-
Agriculture and Food Research Initiative (AFRI)	10.310	Oregon State University	C0579A-C	15,472	-
Agriculture and Food Research Initiative (AFRI)	10.310	National 4-H Council	None Provided	15,000	-
Air Force Defense Research Sciences Program	12.800 (FA9550-21-1-0437)			145,718	-
Aircraft Pilots Workforce Development Grant Program	20.111			62,511	-
Alcohol Research Programs	93.273 (1R01AA025331-01A1)	University of Kentucky Research Foundation		688,964	420,774
Alfalfa and Forage Research Program	10.330 (3200002567-20-022)		3200002567-20-022	53	-
Alfalfa and Forage Research Program	10.330 (2019-70005-30363)			135,561	54,452
Alfalfa and Forage Research Program	10.330 (A19-1564-S001)	University of California at Davis	A19-1564-S001	994	-
Allergy and Infectious Diseases Research	93.855 (Various)			332,857	65,265
Allergy and Infectious Diseases Research	93.855 (31116A)	Albert Einstein College of Medicine	31116A	(38,102)	-
Allergy and Infectious Diseases Research	93.855 (YF-USU-1)	Baruch S. Blumberg Institute	YF-USU-1	59,772	-
Allergy and Infectious Diseases Research	93.855 (SUBAGREEMENT NO. 100)	Kineta, Inc.		99,204	-
Allergy and Infectious Diseases Research	93.855 (M2101992)	Texas AandM University	SUBAGREEMENT NO. 100 M2101992	213,273	-
Allergy and Infectious Diseases Research	93.855 (2020-1427)	University of California at Irvine	2020-1427	50,120	-

*Award number provided either when ALN is incomplete or not available or in association with Research and Development awards, as required

State of Utah
 Schedule of Expenditures of Federal Awards by State Agency
 For the Year Ended June 30, 2022

State Agency	ALN Number (Award Number)*	Pass-Through Entity	Pass-Through Identification Number	Directly Expended	Provided to Subrecipients
Allergy and Infectious Diseases Research	93.855 (PG21-61193-01)	University of Montana	PG21-61193-01	142,723	-
Allergy and Infectious Diseases Research	93.855 (580162)	University of Pennsylvania	580162	120,185	-
Allergy and Infectious Diseases Research	93.855 (STTR18042019)	Sab Capra, LLC	STTR18042019	56,213	-
Allergy and Infectious Diseases Research	93.855 (21F162-01)	Texas Tech University	21F162-01	111,104	-
Allergy and Infectious Diseases Research	93.855 (PG20-61120-01)	University of Montana	PG20-61120-01	(343)	-
AmeriCorps	94.006	The Corps Network	Various	153,289	-
Animal Health and Disease Research	10.207 (Various)			22,710	-
Arrangements for Interdisciplinary Research Infrastructure	11.619 (2022-0444-01)	North Carolina State University	2022-0444-01	29,260	-
Assistance Programs for Chronic Disease Prevention and Control	93.945	National Opinion Research Center	G251.NCHAM.01	16,486	-
Assistance to State Water Resources Research Institutes	15.805 (Various)			109,059	18,254
Basic and Applied Scientific Research	12.300 (Various)			384,051	47,488
Basic Scientific Research	12.431 (Various)			357,562	109,795
Basic Scientific Research	12.431 (None Provided)	Autonomous Solutions, Inc.	None Provided	92,500	-
Basic Scientific Research	12.431 (G109-21-W7534)	Montana State University	G109-21-W7534	7,480	-
Basic, Applied, and Advanced Research in Science and Engineering	12.630 (21037-83575-1)	Texas State University at San Marcos	21037-83575-1	40,407	-
Beginning Farmer and Rancher Development Program	10.311			164,605	88,232
Biological Sciences	47.074 (Various)			1,943,450	119,800
Biological Sciences	47.074 (US001-0000731765)	Battelle	US001-0000731765	36,332	-
Biological Sciences	47.074 (R000002663)	Florida State University	R000002663	69,309	-
Biological Sciences	47.074 (52820/1637459)	Marine Biological Laboratory- Wood Hold, Mass	52820/1637459	22,032	-
Biological Sciences	47.074 (1003088-02)	Northern Arizona University	1003088-02	(1,371)	-
Biological Sciences	47.074 (2(GG016707-01))	The Trustees of Columbia University in the City of New York	2(GG016707-01)	982	-
Biological Sciences	47.074 (SUB00002767)	University of Florida	SUB00002767	2,330	-
Biomedical Research and Research Training	93.859 (R01GM117311)			(108)	-
Biomedical Research and Research Training	93.859 (Various)			213,788	-
Biomedical Research and Research Training	93.859 (Various)			706,770	40,750
BLM Youth Conservation	15.243 (L17AC00123)			98,092	-
BLM Youth Conservation	15.243			288,856	-
Cancer Cause and Prevention Research	93.393 (D007018701)	University of Minnesota	D007018701	10,256	-
Career and Technical Education -- Basic Grants to States	84.048	Box Elder County School District	None Provided	(4,913)	-
Career and Technical Education -- Basic Grants to States	84.048	San Juan School District	None Provided	(2,065)	-
Child Care and Development Block Grant	93.575			41,657	-
Child Care and Development Block Grant	93.575			15,926	-
Child Health and Human Development Extramural Research	93.865 (11000764-046)	Purdue University	11000764-046	4,968	-
Child Health and Human Development Extramural Research	93.865 (Various)			1,302,770	426,040
Child Health and Human Development Extramural Research	93.865 (800009636-06UG/000188)	Florida International University Board of Trustees	800009636-06UG/000188	1,524	-
Child Health and Human Development Extramural Research	11.431	University Corporation for Atmospheric Research (UCAR)	SUBAWD002238	25,956	-
Climate and Atmospheric Research	94.020			178,615	-
CNCS Disaster Response Cooperative Agreement	47.070 (Various)			1,084,845	291,030
Computer and Information Science and Engineering	47.070 (1003107-06)	Northern Arizona University	1003107-06	34,146	-
Computer and Information Science and Engineering	47.070 (106203-18637)	University of Illinois	106203-18637	66,501	-
Conservation Activities by Youth Service Organizations	15.931			262,111	12,375
Conservation Research and Development	81.086 (DE-EE0009213)			194,424	71,766
Conservation Research and Development	81.086 (None Provided)	ABB, Inc.	None Provided	97,440	-
Conservation Research and Development	81.086 (127120076)	Kenworth Truck Company	127120076	338,812	-
Conservation Research and Development	81.086 (Various)	Pacificorp	Various	794,051	488,422

*Award number provided either when ALN is incomplete or not available or in association with Research and Development awards, as required

State of Utah
 Schedule of Expenditures of Federal Awards by State Agency
 For the Year Ended June 30, 2022

State Agency	ALN Number (Award Number)*	Pass-Through Entity	Pass-Through Identification Number	Directly Expended	Provided to Subrecipients
Conservation Research and Development	81.086 (None Provided)	Dream Team Co, LLC	None Provided	151,431	-
Conservation Research and Development	81.086 (None Provided)	PARC, Inc.	P315880	93,319	-
Conservation Research and Development	81.086 (429399-19138)	Virigna Tech Polytechnic Institute and State University	429399-19138	87,555	-
Cooperative Ecosystem Studies Units	15.678 (G-50042-01 / F17AC00326)	Colorado State University	G-50042-01 / F17AC00326	12,001	-
Cooperative Extension Service	10.500 (134194 G004223)	Washington State University	134194 G004223	3,921	-
Cooperative Extension Service	10.500 (2021-41521-35102)	University of Minnesota	H007172413	66,067	8,597
Cooperative Extension Service	10.500 (H007172413)	Washington State University	Various	26,801	-
Cooperative Extension Service	10.500 (Various)	Washington State University	Various	55,878	-
Cooperative Extension Service	10.500 (Various)	eXtension Foundation	Various	48,244	4,543
Cooperative Extension Service	10.500	University of Nebraska	35-5420-2004-004	2,347,891	-
Cooperative Extension Service	10.500	Washington State University	134194 G004220	2,151	-
Cooperative Extension Service	10.500	Washington State University	134194 G004220	7,043	-
Cooperative Extension Service	10.500	Washington State University	Various	325,137	-
Cooperative Extension Service	10.500	Kansas State University	Various	132,432	15,623
Cooperative Extension Service	10.500	Washington State University	134194 SPC002826	43,760	-
Cooperative Extension Service	10.500	eXtension Foundation	NFAE-2021-2143	13,463	-
Cooperative Extension Service	10.500	University of Nebraska	35-5420-2009-001	7,559	-
Cooperative Extension Service	10.500	University of Nebraska	35-5420-2009-001	653	-
Cooperative Forestry Research	10.202 (Various)			204,925	-
Cooperative Research and Training Programs – Resources of the National Park System	15.945 (Various)			209,827	-
Cooperative Research and Training Programs – Resources of the National Park System	15.945 (462688-19138)	Virigna Tech Polytechnic Institute and State University	462688-19138	17,880	-
Cooperative Research Units	15.812 (Various)			51,344	-
Cooperative Watershed Management	15.554 (None Provided)	GeoSystems Analysis, Inc.	None Provided	31,088	-
Crime Victim Assistance/Discretionary Grants	16.582			75,725	-
Crop Protection and Pest Management Competitive Grants Program	10.329 (2019-70006-30452)			58,444	18,749
Crop Protection and Pest Management Competitive Grants Program	10.329 (C00059074-1)	University of Missouri at Columbia	C00059074-1	3,379	-
Crop Protection and Pest Management Competitive Grants Program	10.329			124,735	-
Cultural and Paleontological Resources Management	15.224 (Various)			16,200	-
Cultural Resources Management	15.511 (R19AC00171)			38,195	-
Department of Agriculture	10 (Various)	Gretchen Swanson Center for Nutrition	None Provided	67,786	-
Department of Agriculture	10 (None Provided)			2,445	-
Department of Commerce	11 (1333ND20PNB680359)			4,770	-
Department of Commerce	11 (S2017-0132;)	Synoptic Data Corp.	S2017-0132;	316,818	-
Department of Defense	12 (Various)			374,677	95,302
Department of Defense	12 (Various)			499,355	-
Department of Defense	12 (MSA 19S23530AU22 - PO 111302)	AECOM Technical Services, Inc.	MSA 19S23530AU22 - PO 111302	2,599	-
Department of Defense	12 (1158117)	Allion Science and Technology	1158117	50,370	-
Department of Defense	12 (AFRL-Subject Matter Expert: Bi)	ARCTOS Technology Solutions, LLC	AFRL-Subject Matter Expert: Bi	93,520	-
Department of Defense	12 (H98230-18-C-0172)	Maryland Procurement Office	H98230-18-C-0172	82,020	-
Department of Defense	12 (None Provided)	QuayChain Technologies, Inc.	None Provided	12,514	-
Department of Defense	12 (None Provided)	Research In Flight	None Provided	25,000	-
Department of Defense	12 (USU MASTER AGREEMENT & TOS)	Schabel Engineering, LLC	USU MASTER AGREEMENT & TOS	1,104,597	-
Department of Defense	12 (SUBCON002137)	University Corporation for Atmospheric Research (UCAR)	SUBCON002137	52,064	-
Department of Defense	12 (Various)			125,563,996	20,645,341

*Award number provided either when ALN is incomplete or not available or in association with Research and Development awards, as required

State of Utah
 Schedule of Expenditures of Federal Awards by State Agency
 For the Year Ended June 30, 2022

State Agency	ALN Number (Award Number)*	Pass-Through Entity	Pass-Through Identification Number	Directly Expended	Provided to Subrecipients
Department of Defense	12 (Subcontract SDL03-100 TO3)	Applied Technology Associates Aerospace	Subcontract SDL03-100 TO3	11,351	-
Department of Defense	12 (262-09 / 2020-411)	Atmospheric & Space Technology Research Associates, LLC	262-09 / 2020-411	558,385	-
Department of Defense	12 (Various)	BAE Systems	Various	30,580	-
Department of Defense	12 (P000116452 / W15P7T-19-D-0157)	CACI Technologies, LLC	P000116452 / W15P7T-19-D-0157	84,331	-
Department of Defense	12 (P0011279 / FA8650-19-C-9203)	Dzyne Technologies Incorporated	P0011279 / FA8650-19-C-9203	2,959	-
Department of Defense	12 (Various)	Georgia Institute of Technology	Various	45,557	-
Department of Defense	12 (D8495-S3 / W31P4Q-18-D-0002)	Georgia Tech Applied Research Corporation	D8495-S3 / W31P4Q-18-D-0002	687,206	-
Department of Defense	12 (USU-19-F-8136 / FA8622-19-F-8136)	HXS, LLC	8136	307,596	-
Department of Defense	12 (VARIOUS)	L3HARRIS Technologies, Inc.	VARIOUS	289,685	-
Department of Defense	12 (Various)	Millennium Engineering and Integration Company	Various	(5,529)	-
Department of Defense	12 (MP00285675 / 19-C-0064)	Northrop Grumman Systems Corporation	MP00285675 / 19-C-0064	12,716	-
Department of Defense	12 (PO SC20190009 / Prime N00173-N00173-16-F-6402)	Praxis, Inc.	PO SC20190009 / Prime N00173-16-F-6402	267,045	-
Department of Defense	12 (19S-0155 / Prime W9113M-19-F-0016)	Radiance Technologies, Inc.	19S-0155 / Prime W9113M-19-F-0016	27,925	-
Department of Defense	12 (Various)	Raytheon Company	Various	254,363	-
Department of Defense	12 (4202414086 / 4103856333)	Raytheon Space and Airborne Systems	4202414086 / 4103856333	55,627	-
Department of Defense	12 (01-20190328)	SEOPS, LLC	01-20190328	(82)	-
Department of Defense	12 (Subcontract TSC-1216-60191 / W56KGU-19-C-0057)	Technology Service Corporation	Subcontract TSC-1216-60191 / W56KGU-19-C-0057	35,384	-
Department of Defense	12 (GG12196.POH#2150693 / FA9453-FA9453-19-1-007)	University of Virginia	GG12196.POH#2150693 / FA9453-19-1-007	40,572	-
Department of Defense	12 (MON001-S-016-07)	DZYNE Technologies	MON001-S-016-07	17,093	-
Department of Education	84 (None Provided)	Chinawa Indian School	None Provided	1,868	-
Department of Education	84 (52-20-2026)	Kansas Department of Education	52-20-2026	286,912	-
Department of Education	84 (None Provided)	San Juan School District	None Provided	58	-
Department of Energy	81 (8F-30118)	Argonne Laboratory	8F-30118	27,386	-
Department of Energy	81 (131568)	Fluor Marine Propulsion, LLC	131568	42,764	-
Department of Energy	81 (None Provided)	Wireless Advanced Vehicle Electrification, Inc.	None Provided	(37,163)	-
Department of Energy	81 (REQUISITION 0000507084)			1,636	-
Department of Energy	81 (260867)	Battelle Energy Alliance, LLC	260867	14,208	-
Department of Energy	81 (Various)			182,782	-
Department of Energy	81 (XFC-8-70330-01)			76,226	-
Department of Energy	81 (Various)			74,609	-
Department of Energy	81 (Various)			143,439	-
Department of Energy	81 (PO B647862 / DE-AC52-07NA27344)	Lawrence Livermore National Laboratory	PO B647862 / DE-AC52-07NA27344	16,006	-
Department of Energy	81 (244365)	Battelle Energy Alliance, LLC	244365	4,500	-
Department of Energy	81 (2224029)			937	-
Department of Health and Human Services	93 (3656-CDC-25/UTAHST)	Luna Innovations, Inc.	3656-CDC-25/UTAHST	86,986	-

*Award number provided either when ALN is incomplete or not available or in association with Research and Development awards, as required

State of Utah
Schedule of Expenditures of Federal Awards by State Agency
For the Year Ended June 30, 2022

State Agency	ALN Number (Award Number)*	Pass-Through Entity	Pass-Through Identification Number	Directly Expended	Provided to Subrecipients
Department of Health and Human Services	93 (USU_PH1_75N93020C00027)	IDBiologics	USU_PH1_75N93020C00027	49,835	-
Department of Health and Human Services	93 (Various)			4,417,332	804,903
Department of Health and Human Services	93 (A370509)	Emory University	A370509	151,701	-
Department of Health and Human Services	93 (CBO# 28323)			750	-
Department of Homeland Security	97 (Various)			695,227	-
Department of Justice	16 (None Provided)	National 4-H Council	None Provided	(1,101)	-
Department of the Interior	15 (Various)			367,669	-
Department of the Interior	15 (33172)	Otak, Inc.	33172	33,308	-
Department of the Interior	15 (Various)	RRC Associates, LLC	Various	115,134	-
		National Fish and Wildlife			
Department of the Interior	15 (8006.20.069013)	Foundation	8006.20.069013	(1,732)	-
Department of the Interior	15 (20FC-UT-2420)			46,480	-
Department of the Interior	15 (None Provided)	Grand Staircase Escalante Partners	None Provided	437	-
Department of the Interior	15 (18FCUT-2280)			27,205	-
Department of Transportation	20 (311950.USU)	Harris Miller Miller & Hanson, Inc.	311950.USU	13,152	-
Department of Veterans Affairs	64 (Various)			50,601	-
Department of Veterans Affairs	64 (642D16091)			22,660	-
Developmental Disabilities Projects of National Significance	93.631			98,377	-
Developmental Disabilities Projects of National Significance	93.631	University of Minnesota	A009641701	22,106	-
Distance Learning and Telemedicine Loans and Grants	10.855			(4,752)	-
Drug Abuse and Addiction Research Programs	93.279 (RDA052467A)			54,727	-
Education and Human Resources	47.076 (Various)			3,233,919	220,204
Education and Human Resources	47.076 (21-0564)	Brigham Young University	21-0564	16,528	-
Education and Human Resources	47.076 (0009738-100095391)	Howard University	0009738-100095391	2,899	-
Education and Human Resources	47.076 (None Provided)	Michigan State University	None Provided	478	-
Education and Human Resources	47.076 (None Provided)	National Federation of the Blind	None Provided	149,806	-
Education and Human Resources	47.076 (1004505-01)	Northern Arizona University	1004505-01	27,274	-
Education and Human Resources	47.076 (60052897 USU)	Northwestern University	60052897 USU	57,748	-
Education and Human Resources	47.076 (140262-SPC003498)	Washington State University	140262-SPC003498	9,537	-
		State of New Mexico Department			
Education for Homeless Children and Youth	84.196	of Education	22-924-00258	5,813	-
Engineering Grants	47.041 (Various)	University of New Mexico		5,067,740	2,639,559
Engineering Grants	47.041 (358007-87L7)	University of North Carolina at	358007-87L7	134,264	-
		Chapel Hill			
Engineering Grants	47.041 (1839812)		1839812	64,417	-
Engineering Grants	47.041 (UTA21-00028)	University of Texas at Austin	UTA21-00028	32,287	-
Engineering Grants	47.041 (133814 G004068)	Washington State University	133814 G004068	35,420	-
Environmental Quality and Protection Resource Management	15.236 (L16AC00126)			13,234	-
Environmental Quality Incentives Program	10.912 (3-580990.USU1)	Oklahoma State University	3-580990.USU1	99,503	-
		Utah Association of Conservation			
Environmental Quality Incentives Program	10.912 (FED#	Districts	FED# NR22A750013G009	115	-
Environmental Quality Incentives Program	NR22A750013G009)	Juniper Environmental, LLC	4004	493	-
Exploration	43.003 (80NSSC20M0245)			5	-
Exploration	43.003 (80NSSC20K1411)			147,946	-
Extension Collaborative on Immunization Teaching & Engagement	10.229	eXtension Foundation	EXC1-2021-2093	16,692	-
Extramural Research Programs in the Neurosciences and Neurological Disorders	93.853 (5001317-5500001664)	Broad Institute	5001317-5500001664	30,546	-
Extramural Research Programs in the Neurosciences and Neurological Disorders	93.853 (Various)			104,306	-
Farm and Ranch Stress Assistance Network Competitive Grants Program	10.525	Washington State University	139244 G004275	101,523	-

*Award number provided either when ALN is incomplete or not available or in association with Research and Development awards, as required

State of Utah
 Schedule of Expenditures of Federal Awards by State Agency
 For the Year Ended June 30, 2022

State Agency	ALN Number (Award Number)*	Pass-Through Entity	Pass-Through Identification Number	Directly Expended	Provided to Subrecipients
Farmers' Market and Local Food Promotion Program	10.168			169,475	1,735
Federal Pell Grant Program	84.063			32,567,723	-
Federal Supplemental Educational Opportunity Grants	84.007			806,729	-
Federal Work-Study Program	84.033			446,583	-
Federal Work-Study Program	84.033			4,286	-
Fish and Wildlife Coordination Act	15.517 (Various)			607,192	-
Fish and Wildlife Management Assistance	15.608 (F20AP00285)			73,762	-
Fish, Wildlife and Plant Conservation Resource Management	15.231 (Various)	National Fish and Wildlife Foundation	2503.16.055535	190,411	10,945
Fish, Wildlife and Plant Conservation Resource Management	15.231 (2503.16.055535)	Foundation		1	-
Fisheries and Aquatic Resources Management	15.244 (Various)			753,876	223,600
Food and Agriculture Service Learning Program	10.522			22,481	-
Food and Drug Administration_Research	93.103			39,346	-
Forests and Woodlands Resource Management	15.233 (Various)			77,940	-
Gaining Early Awareness and Readiness for Undergraduate Programs	84.334			3,496,352	1,678,959
Geosciences	47.050 (1829465)			35,493	-
Geosciences	47.050 (Various)			279,606	82,413
Geosciences	47.050 (Various)			1,442,661	-
Geosciences	47.050 (Various)	The Trustees of Columbia University in the City of New York	Various	104,794	-
Geosciences	47.050 (131487643)	University of Southern California	131487643	22,863	-
Geosciences	47.050 (128413-G03666)	Washington State University	128413-G03666	24,185	-
Grants for Agricultural Research, Special Research Grants	10.200 (200-1035-100-00015)			8,615	-
Grants for Primary Care Training and Enhancement	93.884 (20-0264C-RPA0)	Idaho State University	20-0264C-RPA0	22,716	-
Healthy Marriage Promotion and Responsible Fatherhood Grants	93.086			2,115,551	120,000
Higher Education - Graduate Fellowships Grant Program	10.210 (2020-38420-30721)			31,393	-
Higher Education_Institutional Aid	84.031			332,220	-
Highway Training and Education	20.215			27,614	-
Homeland Security_Agricultural	10.304	Regents of the University of California at Riverside	201603796-06	3,475	-
Homeland Security_Agricultural	10.304	University of California at Davis	A22-1782-S009	21,304	-
Housing Counseling Assistance Program	14.169			32,729	-
Integrated Programs	10.303 (Various)			498,868	-
Juvenile Mentoring Program	16.726			306,209	-
Juvenile Mentoring Program	16.726	National 4-H Council	Various	72,556	-
Maternal and Child Health Federal Consolidated Programs	93.110	Genetic Alliance, Inc.	None Provided	24,695	-
Maternal and Child Health Federal Consolidated Programs	93.110	Association of Maternal and Child Health Programs	071420-124	901,780	11,085
Maternal and Child Health Federal Consolidated Programs	93.110	Health Programs		(13,687)	-
Mathematical and Physical Sciences	47.049 (Various)			569,353	-
Mental and Behavioral Health Education and Training Grants	93.732			468,864	-
Mental Health Research Grants	93.242 (7R21MH115680-03)	Western Association of Fish & Wildlife Agencies	None Provided	81,060	12,012
Migratory Bird Joint Ventures	15.637	University of Wisconsin at Madison	471	5,007	-
Military Medical Research and Development	12.420 (471)			916	-
Mine Health and Safety Grants	17.600			218,831	-
Miscellaneous	99 (Various)			41,529,679	4,660,415
Miscellaneous	99 (Various)	Ball Aerospace and Technology	Various	211,518	-
Miscellaneous	99 (Various)	Base2 LLC	Various	474,794	-
Miscellaneous	99 (22-SC-0024)	General Dynamics	22-SC-0024	3,177	-
Miscellaneous	99 (Various)	L3Harris Technologies, Inc.	Various	1,230,276	-

*Award number provided either when ALN is incomplete or not available or in association with Research and Development awards, as required

State of Utah
 Schedule of Expenditures of Federal Awards by State Agency
 For the Year Ended June 30, 2022

State Agency	ALN Number (Award Number)*	Pass-Through Entity	Pass-Through Identification Number	Directly Expended	Provided to Subrecipients
Miscellaneous	99 (Various)	Lockheed Martin Space Systems	Various	13,788,127	114,823
Miscellaneous	99 (20-SC-0125 / B18-2017353G010-008)	Misc Private Sources	20-SC-0125 / B18-2017353G010-008	117,303	-
Miscellaneous	99 (6464)	National Microchip	6464	95,656	-
Miscellaneous	99 (Various)	Raytheon Company	Various	1,618,217	-
Miscellaneous	99 (Various)	Sandia Laboratories	Various	54,414	-
Miscellaneous	99 (SCRA02801 / SBIR N193-A01)	SRC Incorporated	SCRA02801 / SBIR N193-A01	109,090	-
National Aeronautics and Space Administration	43 (44698)	Hampton University	44698	41,177	-
National Aeronautics and Space Administration	43 (1584146)			959	-
National Aeronautics and Space Administration	43 (80MSFC18C0010)			54,577	-
National Aeronautics and Space Administration	43 (SUBK00011783)	University of Michigan	SUBK00011783	3,169	-
National Aeronautics and Space Administration	43 (Various)			12,455,274	1,084,317
National Aeronautics and Space Administration	43 (20SC-002 / 80NSSC19C0628)	Advanced Space, LLC	20SC-002 / 80NSSC19C0628	1,922	-
National Aeronautics and Space Administration	43 (Various)	Arizona State University	Various	(81,300)	-
National Aeronautics and Space Administration	43 (Various)	Ball Aerospace and Technology	Various	1,426,161	221,965
National Aeronautics and Space Administration	43 (82506-11022 / 80MSFC18C0034)	Cornell University	82506-11022 / 80MSFC18C0034	(486)	-
National Aeronautics and Space Administration	43 (172099 / 80MSFC20D0004)	Johns Hopkins University Applied Physics Laboratory LLC	172099 / 80MSFC20D0004	31,600	-
National Aeronautics and Space Administration	43 (SMS0005979 / GS000140ADU431)	KBR, Inc.	SMS0005979 / GS000140ADU431	6,925	-
National Aeronautics and Space Administration	43 (4104544535 / 1558326)	Lockheed Martin Space Systems Millennium Engineering and Integration Company	4104544535 / 1558326	971,061	-
National Aeronautics and Space Administration	43 (Various)		Various	1,631	-
National Aeronautics and Space Administration	43 (HQ0147-16-D-0002, HQ0147-17-F-17-F-0050)	Missile Defense Agency	HQ0147-16-D-0002, HQ0147-17-F-0050	718,221	-
National Aeronautics and Space Administration	43 (4W8003-09)	Montana State University	4W8003-09	9,480	-
National Aeronautics and Space Administration	43 (Various)	NASA Jet Propulsion Laboratory Northrop Grumman Space Systems Division	Various	19,032,420	1,990,841
National Aeronautics and Space Administration	43 (SP00120596 / 80GSFC20C0085)	Science Systems and Applications, Inc.	SP00120596 / 80GSFC20C0085	19,595	-
National Aeronautics and Space Administration	43 (Various)	The University of Arizona	Various	108,918	-
National Aeronautics and Space Administration	43 (Various)		Various	63,635	-
National Aeronautics and Space Administration	43 (PUR-10871)	Tyvak Nano-Satellite Systems, Inc.	PUR-10871	38,202	-
National Aeronautics and Space Administration	43 (B801467693 / 80GSFC21C0038)	University of California at Berkeley	B801467693 / 80GSFC21C0038	2,543,478	-
National Aeronautics and Space Administration	43 (1559148 / 80LARC20D0006)	University of Colorado at Boulder	1559148 / 80LARC20D0006	454,967	-
National Aeronautics and Space Administration	43 (Various)	University of Maryland at Baltimore	Various	74,043	-
National Center on Sleep Disorders Research	93.233 (1R01HL132274-01A1)			125,303	114,348
National Climate Change and Wildlife Science Center	15.820 (Various)	University of Arizona	Various	311,673	-
National Cooperative Geologic Mapping	15.810 (G20ACC00235)			3,971	-
National Food Safety Training, Education, Outreach, and Technical Assistance Competitive Grants Program	10.328	Oregon State University	C0595B-F	1,257	-
National Land Remote Sensing, Education Outreach and Research	15.815 (Various)	America View	Various	117,410	-
NEW CFDA	85 (20-SUBC-440-0000440009)			4,496	-
Nuclear Energy Research, Development and Demonstration	81.121 (Various)			384,348	305,176

*Award number provided either when ALN is incomplete or not available or in association with Research and Development awards, as required

State of Utah
 Schedule of Expenditures of Federal Awards by State Agency
 For the Year Ended June 30, 2022

State Agency	ALN Number (Award Number)*	Pass-Through Entity	Pass-Through Identification Number	Directly Expended	Provided to Subrecipients
Nuclear Energy Research, Development and Demonstration	81.121 (Various)			171,560	51,329
Nuclear Energy Research, Development and Demonstration	81.121			51,985	-
Nuclear Energy Research, Development and Demonstration	81.121			7,500	-
Occupational Safety and Health Program	93.262 (G-81107-01)	Colorado State University	G-81107-01	230,111	103,476
Occupational Safety and Health Program	93.262	Colorado State University	Various	32,225	-
Office of Integrative Activities	47.083 (Various)	University of Cincinnati	Various	9,278	-
Office of Science Financial Assistance Program	81.049 (Various)			609,541	-
Office of Science Financial Assistance Program	81.049 (None Provided)	Life-E, LLC.	None Provided	(176)	-
Office of Science Financial Assistance Program	81.049 (201603457-06)	Regents of the University of California at Riverside	201603457-06	143,212	-
Office of Science Financial Assistance Program	81.049 (EY5013-755988)	University of Idaho	EY5013-755988	65,535	-
Office of Science Financial Assistance Program	81.049 (134124-G003972)	Washington State University	134124-G003972	30,309	-
Opioid Affected Youth Initiative	16.842			175,003	-
Opioid STR	93.788 (1H79T081890-01)			30,079	16,122
Opioid STR	93.788			621,855	34,610
Opioid STR	93.788	Iowa State University	019719A	56,417	-
Organic Agriculture Research and Extension Initiative	10.307 (Various)			437,008	169,683
Outreach Education and Technical Assistance	10.147	Christopher and Dana Reeve Foundation		68,135	-
Paralysis Resource Center	93.325			14,659	-
Partners for Fish and Wildlife	15.631 (FC20AC10857)			31,073	-
Partnership Agreements	10.699 (Various)			498,592	-
Partnership Agreements	10.699			443,509	-
Partnership Agreements	10.699	HistoriCorps	None Provided	11,625	-
Partnership Agreements	10.699	The Corps Network	VARIOUS	166,736	-
Payments to Agricultural Experiment Stations Under the Hatch Act	10.203 (Various)			2,460,477	-
Plant and Animal Disease, Pest Control, and Animal Care	10.025 (Various)			314,629	-
Plant and Animal Disease, Pest Control, and Animal Care	10.025			247,160	-
Polar Programs	47.078 (Various)			439,971	-
Polar Programs	47.078 (2113641)			121,509	-
Promotion of the Humanities_Federal/State Partnership	45.129	Utah Humanities Council	12021.5023.106.2125	9,997	-
Promotion of the Humanities_ Teaching and Learning Resources and Curriculum Development	45.162			36,295	-
Rangeland Resource Management	15.237 (L16AC00367)			(3)	-
Rangeland Resource Management	15.237			4,661	-
Rangeland Resource Management	66.716	eXtension Foundation	Various	10,294	-
Research, Development, Monitoring, Public Education, Outreach, Training, Demonstrations, and Studies	66.461 (95810500)			34,236	-
Regional Wetland Program Development Grants	84.129 (H129B190009)			214,010	-
Rehabilitation Long-Term Training	81.087 (None Provided)	Percheron Power, LLC	None Provided	17,377	-
Renewable Energy Research and Development	81.087 (429451-19138)	Virgina Tech Polytechnic Institute and State University	429451-19138	11,271	-
Renewable Energy Research and Development	81.087 (Various)			576,647	170,898
Renewable Energy Research and Development	10.515 (SA20-5381-01)	University of California-ANR	SA20-5381-01	2,396	-
Research and Technology Development	12.910 (N660012114031)			186,199	-
Research and Technology Development	12.910 (P010250578)	Leidos, Inc.	P010250578	325,266	-
Research and Technology Development	12.910 (61654-08)	Embry-Riddle Aeronautical University	61654-08	57,988	-
Research Joint Venture and Cost Reimbursable Agreements	10.707 (Various)			207,170	-
Research Related to Deafness and Communication Disorders	93.173 (Various)			302,868	63,057
Research Related to Deafness and Communication Disorders	93.173			41,965	-
Retired and Senior Volunteer Program	94.002	Sunshine Terrace Foundation	None Provided	6,166	-
Rural Business Development Grant	10.351			42,943	-
Rural Economic Development Loans and Grants	10.854			19,263	-

*Award number provided either when ALN is incomplete or not available or in association with Research and Development awards, as required

State of Utah
 Schedule of Expenditures of Federal Awards by State Agency
 For the Year Ended June 30, 2022

State Agency	ALN Number (Award Number)*	Pass-Through Entity	Pass-Through Identification Number	Directly Expended	Provided to Subrecipients
Rural Education	84.358			50,525	-
Rural Health and Safety Education Competitive Grants Program	10.516 (2018-46100-28782)			26,102	11,585
Rural Health and Safety Education Competitive Grants Program	10.516			110,229	-
Rural Health Care Services Outreach, Rural Health Network Development and Small Health Care Provider Quality Improvement Program	93.912			635,022	102,054
Save America's Treasures	15.929			57,185	-
Science	43.001 (Various)			172,852	87,000
Science	43.001 (Various)			17,010	-
Science	43.001 (80NSSC20K0191)			97,568	-
Science	43.001 (9568-PO139282)	Boise State University	9568-PO139282	13,966	-
Science	43.001 (2124-204-2013209)	Clemson University	2124-204-2013209	8,470	-
Science	43.001 (KK2133)	University of California at Santa Barbara	KK2133	61,562	-
Science	43.001 (SUBK00013484)	University of Michigan	SUBK00013484	3,140	-
Science	43.001 (R53782)	William Marsh Rice University	R53782	52,386	-
Science	43.001 (Various)			872,958	734,428
Science	43.001			4,636	-
SECURE Water Act Research Agreements	15.560 (Various)			138,292	-
Small Business Development Centers	59.037			1,306,256	964,979
Small Business Development Centers	59.037			422,401	136,501
Social Services Block Grant	93.667	Bear River Association of Governments	None Provided	1,420	-
Social, Behavioral, and Economic Sciences	47.075 (Various)			166,078	(321)
Social, Behavioral, and Economic Sciences	47.075 (SUBAWARD NO. 4101-81928)			15,750	-
Social, Behavioral, and Economic Sciences	81928	Purdue University	SUBAWARD NO. 4101-81928		
Social, Behavioral, and Economic Sciences	47.075 (SUBAWD002261)	University Corporation for Atmospheric Research (UCAR)	SUBAWD002261	(36)	-
Soil and Water Conservation	10.902 (SA-2021-01)	Heart of the Rockies Initiative	SA-2021-01	36,004	-
Soil and Water Conservation	10.902 (Various)			224,854	22,688
Solid Waste Management Assistance Grants	66.808			6,435	-
Space Technology	43.012 (80NSSC18M0055)			47,184	-
Space Technology	43.012 (9566)	University of California at Berkeley	9566	823,570	-
Space Technology	43.012 (Various)			282,729	-
Special Education - Personnel Development to Improve Services and Results for Children with Disabilities	84.325 (H325K190017)			233,770	-
Special Education - Personnel Development to Improve Services and Results for Children with Disabilities	84.325			414,744	-
Special Education - State Personnel Development	84.323	State of Arizona Department of Education	16-02-EDSG	13,629	-
Special Education - Grants to States	84.027	Iowa Department of Education	Various	13,233	-
Special Education - Grants to States	84.027	Kentucky Department of Education	PON2.540 2100002402	111,547	-
Special Education - Grants to States	84.027	Montana Office of Public Instruction	10942	178,907	-
Special Education - Grants to States	84.027	New Hampshire Department of Education	None Provided	1,833	-
Special Education - Grants to States	84.027	Oklahoma State Department of Education	PO 2659019692	173,027	-
Special Education - Grants to States	84.027	Oregon Department of Education	Various	11,690	-
Special Education - Grants to States	84.027	State of Arizona Department of Education	Various	434,234	-

*Award number provided either when ALN is incomplete or not available or in association with Research and Development awards, as required

State of Utah
Schedule of Expenditures of Federal Awards by State Agency
For the Year Ended June 30, 2022

State Agency	ALN Number (Award Number)*	Pass-Through Entity	Pass-Through Identification Number	Directly Expended	Provided to Subrecipients
Special Education_Grants to States	84.027	State of Idaho Department of Education	Various	114,314	-
Special Education_Grants to States	84.027	State of New Mexico Department of Education	Various	312,736	-
Special Education_Grants to States	84.027	State of Wyoming Department of Education	213719	137,718	-
Special Education_Grants to States	84.027	Nebraska Department of Education	42031	321,272	-
Special Education_Grants to States	84.027	Office of Superintendent of Public Instruction	20220356	7,844	-
Special Education_Grants to States	84.027	Oregon Department of Education	Various	85,800	-
Special Education_Grants to States	84.027	Wisconsin Dept. of Public Instruction	PO 5002021115	5,251	-
Special Education_Technical Assistance on State Data Collection	84.373	WestEd	S-17858	34,567	-
Special Education_Technical Assistance on State Data Collection	84.373	WestEd	S-18651	108,130	-
Special Education-Grants for Infants and Families	84.181	Alabama Department of Rehabilitation Services	C20870060	1,515	-
Special Programs for the Aging_Title IV_and Title II_Discretionary Projects	93.048			206,212	-
Specialty Crop Block Grant Program - Farm Bill	10.170 (21-0562)	Brigham Young University	21-0562	7,915	-
Specialty Crop Research Initiative	10.309 (133321-G004112)	Washington State University	133321-G004112	50,203	-
Specialty Crop Research Initiative	10.309 (79611-10751)	Cornell University	79611-10751	44,119	-
Specialty Crop Research Initiative	10.309 (SUB00001765)	UGA Research Foundation, Inc.	SUB00001765	210,458	-
Specialty Crop Research Initiative	10.309 (2021-51181-35868)			61,707	21,327
Strengthening Public Health Systems and Services through National Partnerships to Improve and Protect the Nation's Health	93.421 (18-21-8815)	Association of University Centers on Disabilities	18-21-8815	6,800	-
Strengthening Public Health Systems and Services through National Partnerships to Improve and Protect the Nation's Health	93.421	National Association of County and City Health Officials	Various	268,696	92,279
Strengthening Public Health Systems and Services through National Partnerships to Improve and Protect the Nation's Health	93.421	Association of University Centers on Disabilities	37-8814-22	47,285	-
Strengthening Public Health Systems and Services through National Partnerships to Improve and Protect the Nation's Health	93.421	Association of University Centers on Disabilities	Various	20,838	-
Substance Abuse and Mental Health Services_Prompts of Regional and National Significance	93.243 (330 SAMHSA PROJECT; 200668)	The Family Place	330 SAMHSA PROJECT; 200668	18,609	-
Substance Abuse and Mental Health Services_Prompts of Regional and National Significance	93.243			20,280	-
Sun Grant Program	10.320 (U1522C-B)	Oregon State University	U1522C-B	33,386	-
Sustainable Agriculture Research and Education	10.215 (Various)			1,302,216	922,181
Sustainable Agriculture Research and Education	10.215 (Various)	Montana State University	Various	136,577	-
Sustainable Agriculture Research and Education	10.215	Montana State University	Various	193,334	40,042
Teacher Education Assistance for College and Higher Education Grants (TEACH Grants)	84.379			69,284	-
Teenage Pregnancy Prevention Program	93.297			1,158,244	-
Threatened and Endangered Species	15.246 (Various)			69,645	-
Trans-NIH Research Support	93.310 (1R03TR003667-01)			65,375	-
TRIO_Student Support Services	84.042			725,003	-
TRIO_Talent Search	84.044			99,508	-
TRIO_Talent Search	84.044			374,095	-
TRIO_Upward Bound	84.047			829,099	-
TRIO_Upward Bound	84.047			(31)	-
U.S. Geological Survey_Research and Data Collection	15.808 (Various)			196,552	-
U.S. Nuclear Regulatory Commission Scholarship and Fellowship Program	77.008 (Various)			158,118	-
Uniformed Services University Medical Research Projects	12.750 (S-10507-02)	The Geneva Foundation	S-10507-02	127,005	-

*Award number provided either when ALN is incomplete or in association with Research and Development awards, as required

State of Utah
 Schedule of Expenditures of Federal Awards by State Agency
 For the Year Ended June 30, 2022

State Agency	ALN Number (Award Number)*	Pass-Through Entity	Pass-Through Identification Number	Directly Expended	Provided to Subrecipients
Universal Newborn Hearing Screening	93.251	Idaho Department of Health and Welfare	KC281200	15,068	-
University Centers for Excellence in Developmental Disabilities Education, Research, and Service	93.632	University of Kentucky Research Foundation	3200003537-21-075	674,644	23,358
University Centers for Excellence in Developmental Disabilities Education, Research, and Service	93.632	University of Wyoming	P-350665	61,341	-
University Centers for Excellence in Developmental Disabilities Education, Research, and Service	93.632	North Dakota State University	FAR0028869	21,267	-
University Transportation Centers Program	20.701 (FAR0028869)	North Dakota State University	FAR0028869	265,129	-
USAID Foreign Assistance for Programs Overseas	98.001 (USAID 72026319CA00001)	The American University in Cairo	USAID 72026319CA00001	195,646	-
USAID Foreign Assistance for Programs Overseas	98.001 (UNR-17-41)	University of Nevada at Reno Fundacion para el Desarrollo	UNR-17-41	20,340	-
USAID Foreign Assistance for Programs Overseas	98.001	Agrario	7200AA2 L CA00030	39,568	-
VA Assistance to United States Paralympic Integrated Adaptive Sports Program	64.034	University of Kentucky Research Foundation	3200003633-21-104	96,387	-
Veterinary Services Grant Program	10.336	University of Kentucky Research Foundation	3200003633-21-104	6,863	-
Vision Research	93.867 (1R15E028732-01A1)	University of Kentucky Research Foundation	3200003633-21-104	69,300	-
Volunteers in Service to America	94.013			243,535	-
Wetlands Reserve Program	10.072 (NR213A750023C005)			139,588	93,363
Wildland Fire Research and Studies	15.232 (Various)			195,460	-
Wildland Fire Research and Studies	15.232 (G-45072-02)	Colorado State University	G-45072-02	2,221	-
Wildland Fire Research and Studies	15.232 (UNR-21-51)	University of Nevada at Reno	UNR-21-51	7,982	-
Wildlife Resource Management	15.247 (Various)			140,041	-
Wildlife Restoration and Basic Hunter Education	15.611	State of Alaska Department of Fish and Game	19-146	52,790	-
Wildlife Restoration and Basic Hunter Education	15.611	Department of Wildlife	Various	61,346	-
Wildlife Restoration and Basic Hunter Education	15.611	State of Idaho Department of Fish and Game	None Provided	7,809	-
Wildlife Restoration and Basic Hunter Education	15.611	State of Montana Fish, Wildlife and Parks	21-0126	13,075	-
Wildlife Restoration and Basic Hunter Education	15.611	State of North Dakota	F16AF00613	13,069	-
Wildlife Restoration and Basic Hunter Education	15.611	Wyoming Game and Fish Department	3342	4,571	-
Wildlife Services	10.028 (Various)			149,926	-
Total Utah State University				436,701,704	43,771,224
Utah Tech University					
Economic Development, Technical Assistance	11.303			109,044	-
Economic Adjustment Assistance	11.307			70,673	-
National Wildlife Refuge System Enhancements	15.654			80,709	-
Cooperative Research and Training Programs – Resources of the National Park System	15.945			67,918	-
National Aeronautics and Space Administration	43 (80NSSC18K0973)	Aerospace Corporation	80NSSC18K0973	-	-
Science	43.001 (80NSSC18K0697)			38,612	20,997
Engineering Grants	47.041 (1933502)	University of North Texas	1933502	6,147	-
Education and Human Resources	47.076			96,022	-
Department of Veterans Affairs	64 (None Provided)			5,061	-
Federal Supplemental Educational Opportunity Grants	84.007			247,070	-
Federal Work-Study Program	84.033			237,896	-
TRIO_Student Support Services	84.042			343,766	-
TRIO_Talent Search	84.044			495,647	-
TRIO_Upward Bound	84.047			414,011	-

*Award number provided either when ALN is incomplete or in association with Research and Development awards, as required

State of Utah
 Schedule of Expenditures of Federal Awards by State Agency
 For the Year Ended June 30, 2022

State Agency	ALN Number (Award Number)*	Pass-Through Entity	Pass-Through Identification Number	Directly Expended	Provided to Subrecipients
Federal Pell Grant Program	84.063			14,429,495	-
Federal Direct Student Loans	84.268			15,209,021	-
(COVID-19) Education Stabilization Fund	84.425E			13,159,395	-
(COVID-19) Education Stabilization Fund	84.425F			13,671,204	-
(COVID-19) Education Stabilization Fund	84.425M			252,585	-
Department of Defense	12 (HDQMWV-22-D-0001)			51,398	-
National Park Service Conservation, Protection, Outreach, and Education	15.954			24,952	-
Total Utah Tech University				59,010,626	20,997
Utah Valley University					
Department of Agriculture	10 (VARI0US)			34,134	-
Agriculture and Food Research Initiative (AFRI)	10.310 (20166701231495)			4,452	-
Plant Conservation and Restoration Management	15.245 (L19AC00199)			3,367	-
Endangered Species Conservation Recovery Implementation Funds	15.657 (F19AP00568)			15,007	-
National Center for Preservation Technology and Training	15.923 (P20AP00318)			12,049	-
Department of Transportation	20 (1073-03-ADDX-UVU-S00310)	ADDX	1073-03-ADDX-UVU-S00310	19,572	-
National Aeronautics and Space Administration	43 (HST-GO-16262.002-A)	Space Telescope Science Institute	HST-GO-16262.002-A	26,748	-
Promotion of the Humanities, Office of Digital Humanities	45.169			182,189	-
Engineering Grants	47.041 (Various)			133,192	-
Geosciences	47.050 (EAR-1853496, 2023116)			139,887	-
Social, Behavioral, and Economic Sciences	47.075 (SC2000063)	Florida Polytechnic University	SC2000063	1,759	-
Education and Human Resources	47.076 (Various)			801,317	-
Perkins Loan Cancellations	84.037			44,215	-
Perkins Loan Program - Beginning Loan Balance	84.038			762,858	-
Perkins Loan Program - Loans made	84.038			-	-
Federal Direct Student Loans	84.268			42,765,019	-
Transition Programs for Students with Intellectual Disabilities into Higher Education	84.407			252,962	-
Discovery and Applied Research for Technological Innovations to Improve Human Health	93.286 (Various)			95,486	-
Biomedical Research and Research Training	93.859 (R15GM13285801)			85,457	-
State Fire Training Systems Grants	97.043			4,223	-
Assistance to Firefighters Grant	97.044			242,514	-
Federal Supplemental Educational Opportunity Grants	84.007A			975,968	-
Higher Education Institutional Aid	84.031A			57,201	-
Federal Work-Study Program	84.033A			1,004,722	-
TRIO Student Support Services	84.042A			269,448	-
TRIO Talent Search	84.044A			165,665	-
TRIO Upward Bound	84.047A			403,138	-
Federal Pell Grant Program	84.063P			49,685,933	-
TRIO Educational Opportunity Centers	84.066A			244,917	34,191
Gaining Early Awareness and Readiness for Undergraduate Programs	84.334S			3,120,230	237,669
Child Care Access Means Parents in School	84.335A			324,021	-
(COVID-19) Education Stabilization Fund	84.425E			38,546,125	-
(COVID-19) Education Stabilization Fund	84.425F			25,194,403	-
Total Utah Valley University				165,615,178	271,860
Weber State University					
Perkins Loan Program - Beginning Loan Balance	84.038			2,687,978	-
Perkins Loan Program - Loans made	84.038			-	-
Federal Direct Student Loans	84.268			26,740,378	-

*Award number provided either when ALN is incomplete or not available or in association with Research and Development awards, as required

State of Utah
Schedule of Expenditures of Federal Awards by State Agency
For the Year Ended June 30, 2022

State Agency	ALN Number (Award Number)*	Pass-Through Entity	Pass-Through Identification Number	Directly Expended	Provided to Subrecipients
(COVID-19) Education Stabilization Fund	84.425E			25,646,722	-
(COVID-19) Education Stabilization Fund	84.425F			15,019,239	-
Gaining Early Awareness and Readiness for Undergraduate Programs	84.334A	Ogden City School District	MOU	196,659	-
Higher Education_Institutional Aid	84.031A			451,755	-
TRIO_Student Support Services	84.042A			793,941	-
TRIO_Talent Search	84.044A			88,870	-
TRIO_Upward Bound	84.047A			507,856	-
Undergraduate International Studies and Foreign Language Programs	84.016A			9,725	-
TRIO_Upward Bound	84.047V			386,599	-
Agricultural Research_Basic and Applied Research	10.001			2,986	-
BUILD TO SCALE	11.024			104,566	-
Community Economic Adjustment Assistance for Responding to Threats to the Resilience of a Military Installation	12.003	Utah Advanced Materials and Manufacturing Initiative	006UDMC 1.5-WEBER STATE UNIVERSITY	40,000	-
Community Services Block Grant	93.569	Ogden-Weber Community Action	Agreement	7,503	-
Cooperative Ecosystem Studies Units	15.678			3,848	-
Cooperative Research and Training Programs – Resources of the National Park System	15.945	Michigan State University	PO#302503	8,400	-
Department of Defense	12 (Agreement)	AnalySwift, LLC	Agreement	19,721	-
Department of Defense	12 (VARIOUS)	Eductive Computing Inc.	VARIOUS	23,539	-
Department of Defense	12 (Agreement)	ElectraFly, LLC	Agreement	10,990	-
Economic Adjustment Assistance	11.307			345,424	-
Education and Human Resources	47.076 (W1206-416)	California State University East Bay Foundation	W1206-416	11,152	-
Education and Human Resources	47.076 (VARIOUS)			149,410	-
Federal Pell Grant Program	84.063			25,022,076	-
Federal Supplemental Educational Opportunity Grants	84.007			471,315	-
Federal Work-Study Program	84.033			809,640	-
Geosciences	47.050 (VARIOUS)			105,438	-
H-1B Job Training Grants	17.268	WTIA Workforce Institute	HG33045-19-60-A-49	320,485	122,668
Office of Science Financial Assistance Program	81.049	University of Wisconsin-Madison	831K530	11,527	-
Promotion of the Humanities_Professional Development	45.163			3,224	-
Protecting and Improving Health Globally: Building and Strengthening Public Health Impact, Systems, Capacity and Security	93.318	American College Health Association	MOU	2,989	-
Science	43.001 (1562312)	University of Colorado Boulder	1562312	23,430	-
Special Assistance	12.600	Utah Advanced Materials and Manufacturing Initiative	010 UDMC Task 3.2-C2CF	58,637	-
STEM Education	47.076	Lorraine County Community College	LCCCL-201180	4,622	-
Strengthening Public Health Systems and Services through National Partnerships to Improve and Protect the Nation's Health	93.421	Association of State and Territorial Health Officials	00-FE-2060-03 Weber State University	41,146	-
Substance Abuse and Mental Health Services_Projects of Regional and National Significance	93.243			53,293	-
Surveys, Studies, Research, Investigations, Demonstrations, and Special Purpose Activities Relating to the Clean Air Act	66.034			153,005	-
Total Weber State University				100,338,088	122,668
TOTAL COMPONENT UNITS				1,719,605,583	99,284,001
TOTAL EXPENDITURES OF FEDERAL AWARDS				10,080,318,671	1,698,005,168

*Award number provided either when ALN is incomplete or not available or in association with Research and Development awards, as required

Notes to the Schedule of Expenditures of Federal Awards

NOTE 1. Significant Accounting Policies

A. Basis of Presentation – The foregoing Schedule of Expenditures of Federal Awards (SEFA) is a supplementary schedule to the State’s basic financial statements and is presented for purposes of additional analysis. The SEFA is required by and presented in accordance with Title 2 U.S. *Code of Federal Regulations* Part 200, *Uniform Administrative Requirements, Cost Principles, and Audit Requirements for Federal Awards* (Uniform Guidance).

- Federal Financial Assistance – Pursuant to Uniform Guidance, federal financial assistance is defined as assistance provided by a federal agency, either directly or indirectly, in the form of grants, contracts, cooperative agreements, loans, loan guarantees, property, interest subsidies, insurance, endowments, or direct appropriations, and also nonmonetary federal assistance, including food stamps, food commodities, vaccines, food vouchers, and surplus property. Federal financial assistance does not include direct federal cash assistance to individuals. Solicited contracts between the State and Federal Government for which the Federal Government procures tangible goods or services are not considered to be federal financial assistance.
- Assistance Listing – Uniform Guidance requires the SEFA to show the total expenditures for each of the State’s federal financial assistance programs as identified in the Assistance Listing. Federal financial assistance programs and contracts which have not been assigned an Assistance Listing number or, where management has been unable to determine the Assistance Listing number, are identified with the federal agency two-digit prefix in the SEFA.
- Cluster of Programs – Closely related programs with different Assistance Listing numbers which share common compliance requirements are considered a cluster of programs. The following list identifies those State programs that are considered to be clusters of Federal programs as defined by the 2022 OMB Compliance Supplement.

- | | |
|---|---|
| • Aging Cluster | • Fish and Wildlife Cluster |
| • CCDF Cluster | • FMCSA Cluster |
| • Child Nutrition Cluster | • Food Distribution Cluster |
| • Clean Water State Revolving Fund Cluster | • Foster Grandparent/Senior Companion Cluster |
| • Disability Insurance/SSI Cluster | • Head Start Cluster |
| • Drinking Water State Revolving Fund Cluster | • Highway Planning and Construction Cluster |
| • Economic Development Cluster | • Highway Safety Cluster |
| • Employment Service Cluster | • Medicaid Cluster |
| • Federal Transit Cluster | • Research and Development Programs |

Notes to the Schedule of Expenditures of Federal Awards

- SNAP Cluster
- Special Education Cluster (IDEA)
- Student Financial Assistance Programs
- Transit Services Programs Cluster
- TRIO Cluster
- WIOA Cluster

- Type A and Type B Programs – Type A programs for the State of Utah are those programs which exceeded \$30,000,000 in federal awards expended for the fiscal year ended June 30, 2022. All other programs are classified as Type B by the State. For the year ended June 30, 2022, certain low-risk Type A programs were not audited and certain Type B programs were audited as required by Uniform Guidance. All Type A and Type B programs that were audited as major programs are listed in the “Schedule of Findings and Questioned Costs, Part I. Summary of Auditor’s Results,” item No. 7 (page 128).

B. Reporting Entity – The State of Utah’s reporting entity includes the primary government and its component units as described in Note 1.A. of the State’s basic financial statements for the year ended June 30, 2022. For purposes of presenting the SEFA, the Utah Transit Authority (UTA), a major discrete component unit, has been excluded from the reporting entity for the fiscal year 2022.

C. Basis of Accounting – Federal financial assistance programs included in the SEFA are primarily reported in the State’s basic financial statements as grants and contributions in the entity-wide Statement of Activities and as federal grants and contracts or federal reinsurance in the fund financial statements. Except for items G and O presented in Note 11, the SEFA is presented using the same basis of accounting as that used in reporting the expenditures of the related funds in the State’s basic financial statements. The basis of accounting used for each fund is described in Note 1.C. of the State’s basic financial statements.

- Matching Costs – Except as addressed in Note 3 for certain loan programs, the SEFA does not include matching expenditures.
- Nonmonetary Assistance – The SEFA contains values for several non-monetary assistance programs. The Supplemental Nutrition Assistance Program (SNAP) is presented at the dollar value of food stamp electronic benefit transfers authorized and used by recipients. The programs with commodities and vaccines are presented at the federally assigned value of commodities disbursed by the State. The surplus property program is presented at the estimated fair value of the property distributed. The fair value was estimated to be 23.3% of the property’s original federal

Notes to the Schedule of Expenditures of Federal Awards

acquisition value. In-kind donations of PPE are valued at the fair market value of the PPE at the time of receipt.

- Endowment and Commodities – Information on federal endowment and commodities inventory is included in the Notes instead of on the SEFA (see Notes 5 and 6).
- Loan and Loan Guarantee Programs – The value of new loans and loan guarantees made during the year plus, as applicable, the beginning of the year loan balances and loan guarantees are included in the SEFA. The outstanding federal loan balances and loan guarantees at the end of the year are included in the Notes instead of on the SEFA (see Note 3).
- Direct and Indirect (Pass-Through) Federal Financial Assistance – The majority of the State’s federal financial assistance is received directly from the granting federal agency (i.e., the State is the primary recipient). However, some federal financial assistance, as identified on the SEFA, is passed through a separate entity prior to receipt by the State (i.e., the State is a subrecipient). Although this type of assistance is included on the SEFA noting the “Name of Pass-Through Entity,” it is not reported as federal revenue on the State’s basic financial statements because it was not awarded directly from the Federal Government to the State.
- Pass-Through Expenditures – The SEFA includes a column for “Provided to Subrecipients” to identify the amount provided to subrecipients. The State makes subgrants to other entities to carry out some federal programs.
- Federal Transactions Between State Entities within the Reporting Unit— Federal funds received by one state grantee entity (including component units) and redistributed to another state grantee entity (i.e. pass through of funds by the primary recipient State grantee entity to a subrecipient state grantee entity) are reported only once in the SEFA as federal expenditures of the *primary* State grantee entity, with the exception of the American Rescue Plan Act – State and Local Fiscal Recovery Funds (ALN 21.027) grant funds. The SLFRF grant funds are reported only once by the *subrecipient* state grantee entity. This is to avoid duplication and the overstatement of the aggregate level of the federal financial assistance expended by the State.

NOTE 2. De Minimus Cost Rate

The SEFA includes a portion of costs associated with general activities which are allocated to federal financial assistance programs under negotiated formulas commonly referred to as indirect cost rates. Four State agencies (the Utah Office of the Attorney General; the Department of Commerce; the Department of Natural

Notes to the Schedule of Expenditures of Federal Awards

Resources' Division of Forestry, Fire and State Lands; and the Utah State Tax Commission) and two component units (Bridgerland Technical College and Southwest Technical College) use the 10 percent de minimis cost rate.

NOTE 3. Federal Loan Programs and Loan Guarantees

Outstanding federal loan balances and loan guarantees:

	Assistance Listing Number	Ending Amount at June 30, 2022
Rural Housing Preservation Loans	10.433	\$ 1,755,551
Rural Development Loans	10.447	3,820,818
Rental Housing Rehabilitation Loans	14.230	241,862
HOME Investment Partnerships Program Loans	14.239	82,324,472
Housing Trust Fund Loans	14.275	11,359,928
Coronavirus Relief Fund	21.019	274,628
State Energy Program Loans	81.041	753,907
Federal Family Education Loans Reinsurance	84.032	489,194,311
Perkins Loan Program	84.038	10,829,906
Nurse Faculty Loan Program (NFLP)	93.264	1,067,310
Health Professions Student Loans	93.342	2,421,962
Nursing Student Loans	93.364	<u>228,306</u>
		<u>\$604,272,961</u>

Any administrative allowances expended under these programs during the year are included in the SEFA. Also included in the SEFA as required by Uniform Guidance, is the value of new loans and loan guarantees made during the year plus, as applicable, the beginning of the year loan balances and loan guarantees.

Some of the above loan programs require matching funds from the State. The HOME Loan Program requires a 25 percent match; the loans made with the match money are separate loans, accounted for separately, and are not included in the above numbers. Other loan programs above require a 0 to 25 percent match. The above numbers for these loan programs include the State match.

NOTE 4. Federal Reinsurance on Defaulted Loans

The Utah Higher Education Assistance Authority has entered into agreements with the U.S. Department of Education which provide for federal reinsurance against defaulted acquired student loans.

Notes to the Schedule of Expenditures of Federal Awards

On December 18, 2015, the Consolidated Appropriations Act (2016, Pub. L. 114-113) was signed, which changed the federal reinsurance rates to 100% (formerly 98% and 95%) effective December 1, 2015.

Effective December 1, 2015, the federal reinsurance on defaulted loans is paid to the Program according to the following schedule:

<u>Annual Default Rate</u>	<u>Federal Reinsurance</u>
0% to less than 5%	100%
5% to less than 9%	100% of claims up to 5% and 90% of claims greater than 5% but less than 9%
9% or greater	100% of claims up to 5%, 90% of claims greater than 5% but less than 9%, and 80% of claims 9% or greater

As of June 30, 2022, the Utah Higher Education Assistance Authority had guaranteed student loans outstanding with a current principal and interest balance of approximately \$489,194,311. Annual default rates for purposes of application of federal reinsurance are calculated on a federal fiscal year-end basis by dividing default claims filed for the year by the original guarantee amount of loans in repayment at the end of the preceding year. The Utah Higher Education Assistance Authority's annual default rate was less than 5% for the federal fiscal year ended September 30, 2021.

NOTE 5. Federal Endowment

The Division of Arts & Museums of the Utah Department of Cultural and Community Engagement maintains an endowment from the U.S. National Endowment for the Arts. The endowment is used to provide support for the Utah Arts Endowment Fund and was created with \$600,000 of federal funds on September 26, 1991. Only the interest from the endowment is used to make grants to individual artists and ethnic art groups. The Utah Arts Endowment Fund also accepts donations that are used to make grants. During the year ended June 30, 2022, interest earnings and contributions were \$4,050 and no grants were issued. The Utah Arts Endowment Fund balance at June 30, 2022, which comprises the federal endowment and donations, was \$882,550.

Notes to the Schedule of Expenditures of Federal Awards

Weber State University maintains an endowment from the U.S. Department of Education (AL #84.031). The endowment addresses the needs of students that have been placed in developmental mathematics and developmental English. It was created June 30, 2019, for 20 years with federal funds of \$80,000 and \$80,000 matching funds. An additional contribution of \$80,000 will be made by the U.S. Department of Education and Weber State University in 2023. The endowment fund balance of both federal and match funds at June 30, 2022, was \$653,650.

NOTE 6. Nonmonetary Assistance Inventory

As described previously in Note 1, nonmonetary assistance is reported in the SEFA based on the amount disbursed. As of June 30, 2022, the following inventories of nonmonetary assistance existed:

Assistance	Inventory Balance June 30, 2022
Food Commodities	\$2,783,003
Surplus Property	\$4,092

NOTE 7. Women, Infant, and Children Program Food Rebates

During the fiscal year ended June 30, 2022, the Utah Department of Health and Human Services received \$7,660,678 of cash rebates from infant formula manufacturers on the sale of formula to participants in the Women, Infants and Children (WIC) Program (Assistance Listing #10.557). Rebate contracts with infant formula manufacturers are authorized by federal regulation 7 CFR 246.16a as a cost containment measure.

Rebates are reported as a reduction of expenditures previously incurred for WIC food benefit costs.

The cash rebates received in the fiscal year ended June 30, 2022, correspond to an annual average food benefit for 9,801 persons.

NOTE 8. (Unaudited) Donated Personal Protective Equipment (PPE)

During the fiscal year ended June 30, 2022, the Federal Emergency Management Agency (FEMA) donated \$674,637 of PPE purchased with federal assistance funds for the State's COVID-19 response. As described previously in Note 1, PPE donations are valued at fair value at the time of receipt.

Notes to the Schedule of Expenditures of Federal Awards

NOTE 9. Education Stabilization Funds (Assistance Listing #84.425)

Education Stabilization Fund (ESF)

Governor's Emergency Education Relief (GEER)	84.425C	\$ 19,070,879
Elementary and Secondary School Emergency Relief (ESSER)	84.425D	\$ 154,490,468
Emergency Assistance to Non-Public Schools (EANS)	84.425R	\$ 8,965,789
American Rescue Plan Elementary and Secondary School Emergency Relief (ARP ESSER)	84.425U	\$ 69,156,797
American Rescue Plan Emergency Assistance to Non-Public Schools (ARP EANS)	84.425V	\$ 156,000
American Rescue Plan Elementary and Secondary School Emergency Relief (ARP ESSER) - Homeless Children and Youth	84.425W	\$ 74,305
	Subtotal ESF	<u>\$ 251,914,238</u>

Higher Education Emergency Relief Fund (HEERF)

Student Aid Portion	84.425E	\$ 168,196,565
Institutional Portion	84.425F	\$ 126,431,401
Strengthening Institutions Program (SIP)	84.425M	\$ 2,387,465
	Subtotal HEERF	<u>\$ 297,015,431</u>

Total Education Stabilization Funds AL#84.425		<u>\$ 548,929,669</u>
--	--	-----------------------

NOTE 10. FEMA Grants

During fiscal year 2022, FEMA approved and awarded reimbursement of \$99,051,377 of eligible expenditures that were incurred by the state in prior fiscal years. As required by federal guidance, these expenditures are reported in the fiscal year 2022 SEFA as expenditures of grant 97.036, Disaster Grants.

Notes to the Schedule of Expenditures of Federal Awards

NOTE 11. Reconciliation of Expenditures to Federal Revenues

Expenditures reported in the SEFA agree with the federal revenues reported in the State's basic financial statements with the following reconciling items:

Total Federal Expenditures from the SEFA	\$10,080,318,671
Reconciling items:	
A. Federal Capital Contribution for loan programs reported as federal revenue in the State's Proprietary Fund and Component Unit Financial Statements but not reported on the SEFA:	
HOME Investment Partnership Loans (14.239)	517,632
Housing Trust Fund (14.275)	1,699,906
B. The federal expenditures reported on the SEFA for the Utah Board of Higher Education's Student Loan Purchase Program and the Student Loan Guarantee Program – Utah Higher Education Assistance Authority difference between the federal reinsurance and allowances/reimbursements reported in the Proprietary Fund Financial Statements.	28,165,855
C. Component Unit federal funds expended that were received and recognized as federal revenue in prior years	(113,903)
D. Federal pass-through funds received and expended from non-federal entities and not reported as federal revenue.	
Component Units	(126,005,371)
Primary Government	(73,008,267)
E. State-funded unemployment insurance expenditures reported on the SEFA which are not reported as federal revenue in the Proprietary Fund Financial Statements.	(141,677,832)
F. Build America Bonds subsidy is not covered by single audit requirements.	36,288,584
G. Fund Financial Statements change in accrual of Medicaid pharmacy rebates.	(149,329)
H. Program Income for HOME Investment Partnership Loans (14.239)	(3,782,692)
I. Reed Act funds expended that were received and recognized as federal revenue in prior years.	(1,457,549)
J. Loans and loan guarantees made are reported on the SEFA.	(707,726,643)
K. Interest earned on advanced CARES Act Funding.	(309,683)
L. In-kind donations of PPE received from FEMA but not required to report.	674,637

Notes to the Schedule of Expenditures of Federal Awards

M. Provider Relief Funds (93.498) received and recognized as revenue in prior years.	(94,607,712)
N. SLFRF passed through to Local Governments and not required to be reported in the SEFA.	73,482,718
O. Fund Financial Statements change in accrual of federal pass-through revenues to local school districts	52,265,306
P. Unspent revenue received and recognized in the current year:	
Veterans State Nursing Home Care (64.015)	3,371,823
State Cemetery Grants (64.203)	569,749
Q. FEMA cost swap included with Coronavirus Relief Fund	(99,051,377)
R. Fiscal Year 2022 FEMA Revenue	(5,106,887)
S. Program income for Performance Partnership Grants (ALN 66.605)	(554,941)
T. Other miscellaneous reconciling items, net	(1,684,555)
	<hr/>
Total federal revenue per the Fund Financial Statements	\$9,022,118,139
	<hr/> <hr/>
FEDERAL REVENUE PER THE FUND FINANCIAL STATEMENTS:	
Governmental Funds – Federal Grants and Contracts	\$7,366,055,000
Proprietary Funds – Federal Reinsurance and Allowances / Reimbursements	11,971,000
Proprietary Funds – Federal Grants	139,730,000
Component Units – Operating Grants and Contributions	2,146,796,000
Less: Component Units – Operating Grants and Contributions for Utah Transit Authority (excluded from SEFA presentation – see Note 1.B)	(130,631,000)
	<hr/>
Total	9,533,921,000
Less amounts included in the Component Unit revenues for: State, local, and other grants and contributions	(511,802,861)
	<hr/>
Total federal revenue per the Fund Financial Statements	\$9,022,118,139
	<hr/> <hr/>

(This page intentionally left blank)

Schedule of Findings and Questioned Costs

Schedule of Findings and Questioned Costs

Part II. Findings Related to the Financial Statements

Financial Statements:

1. Type of auditor's report issued: **Unmodified**
2. Internal control over financial reporting:
 - Material weaknesses identified? yes no
(2022-001)
 - Significant deficiencies identified? yes none reported
(2022-002, 2022-003)
3. Noncompliance material to financial statements noted? yes no

Federal Awards

4. Internal control over major programs
 - Material weaknesses identified? yes no
The material weaknesses relate to the following programs:
ALN 10.565, 10.568, 10.569 Emergency Food Assistance Program (Food Commodities Cluster) (2022-004)
ALN 93.658 Foster Care Title IV-E (2022-006)
ALN 21.023 Emergency Rental Assistance Program (2022-019)
ALN 21.027 Coronavirus State & Local Fiscal Recovery Funds (2022-020)
 - Significant deficiencies identified? yes none reported
5. Type of auditor's report issued on compliance for major programs: **Unmodified for all major programs except for the following program which was *qualified*:**
ALN 21.023 Emergency Rental Assistance Program (2022-019)
6. Any audit findings disclosed that are required to be reported in accordance with 2 CFR 200.516(a) of the Uniform Guidance. yes no

Schedule of Findings and Questioned Costs

Part II. Findings Related to the Financial Statements

7. Identification of major programs:

<u>ALN</u>	<u>GRANT NAME</u>
10.565, 10.568, 10.569*	Emergency Food Assistance Program (Food Commodities Cluster)
14.239	HOME Investment Partnership Program
16.575*	Crime Victim Assistance
21.019	Coronavirus Relief Fund
21.023	Emergency Rental Assistance Program (ERAP)
21.027	Coronavirus State and Local Fiscal Recovery Funds
64.015	Veterans Nursing Home Care
84.032	Federal Family Education Loan Program
84.126*	Vocational Rehabilitation
84.425	Education Stabilization Fund (ESF)
93.243*	Substance Abuse and Mental Health Services
93.498	Provider Relief Fund (PRF)
93.568	Low-Income Home Energy Assistance (LIHEAP)
93.575, 93.596	Child Care and Development Block (CCDF) Cluster
93.658*	Foster Care Title IV-E
93.775, 93.777, 93.778	Medicaid Cluster (MED)
93.959*	Substance Abuse and Prevention Treatment
Various	Student Financial Assistance Cluster

* Type B Program

8. Dollar threshold used to distinguish between Type A and Type B programs: **\$30,000,000**

9. Auditee qualified as low-risk auditee? yes no

Schedule of Findings and Questioned Costs

Part II. Findings Related to the Financial Statements

2022-001. Incomplete Accounting for UDOT Construction and Capital Asset Activity for Financial Reporting

(Department of Government Operations)

During the preparation of the FY2022 ACFR, Finance and UDOT did not appropriately identify, record, or report the following construction and capital asset activity:

Asset Class	Prior Fiscal Years	FY22
Construction in Progress (CIP)	\$809.1 million	\$185.6 million
Non-depreciable Infrastructure	\$336.9 million	\$436.7 million
Total	\$1.146 billion	\$622.3 million

Project costs are initially recorded as CIP. Upon completion of CIP, UDOT and Finance identify project costs that qualify for capitalization or expense and then adjust the general ledger to reflect the categorizing of this activity. In addition to the adjustments above, CIP required an adjustment of \$521.6 million for completed projects and \$41.6 million for non-capitalized construction costs.

Finance and state agencies are required to establish and maintain internal controls to ensure capital asset and construction activity conforms to the State’s capitalization policies and generally accepted accounting principles (GAAP). In the case of UDOT, personnel did not adequately review the underlying data to ensure completeness and relied on inconsistent and unreliable capitalization estimates. Failure to properly identify, track, and report capital asset and construction activity can result in material errors in financial reporting.

Recommendation:

We recommend Finance and UDOT:

- 1. Establish internal controls to ensure tracking and reporting processes properly identify and record project costs and assets for financial reporting for GAAP; and,**
- 2. Document and consistently apply appropriate capitalization estimate policies.**

DGO’s Response:

The Construction in Progress Schedule prepared by UDOT and used by State Finance contains and tracks approximately 600 projects. State Finance relies on UDOT to delineate when projects are closed and if projects should be capitalized since those determinations are performed by UDOT project managers.

Schedule of Findings and Questioned Costs

Part II. Findings Related to the Financial Statements

Once the auditors identified 3 projects with errors of approximately \$159 million and concluded their testwork, State Finance worked with UDOT to recreate the schedule and identified 16 additional projects which were not properly stated with project costs of approximately \$996 million. Through the recreation process, State Finance determined that the general ledger report used by UDOT to create the schedule was incomplete and that UDOT had improperly included costs that should have been expensed in prior years as well as projects that were closed and should have been removed.

State Finance will provide training to UDOT personnel regarding the proper recognition of construction in progress, infrastructure, and related expenditures. State Finance will also meet each year with UDOT to discuss the methods used to develop the schedule to ensure they are consistent with policies, procedures, and GAAP. State Finance will also review in more detail UDOT's schedule of infrastructure projects to determine that projects are properly recorded, classified and reported.

2022-002. Errors in Annual Financial Reporting Preparation Process

(Department of Government Operations)

The State of Utah's Division of Finance (Finance) does not have adequate internal controls to ensure it prepares the State's *Annual Comprehensive Financial Report* (ACFR) in accordance with generally accepted accounting principles. Auditors detected errors both in information provided to and prepared by Finance during the ACFR preparation process. As a result, multiple material adjustments were needed to fairly represent the State's financial activity.

Finance Relied on Inaccurate Information Provided by Other Agencies

Finance frequently relies on information provided by other agencies when recording financial activity for the ACFR. While it detected some Utah Department of Transportation (UDOT) agency-prepared financial information was not accurate, Finance failed to perform sufficient reviews to detect and correct material errors, resulting in a \$1.288 billion net increase to UDOT's capital asset and construction activity for previous fiscal years. See Finding No. 2 for further details.

Finance Prepared and Recorded Inaccurate Financial Activity

During fiscal year 2022, the Utah State Treasurer's Office changed how it tracks on the general ledger the state's portion of the Public Treasurers' Investment Pool (PTIF). This change affected how the draft financial statements presented the Cash & Cash Equivalents and Investments for those funds participating in PTIF, resulting in a presentation that was materially inconsistent when compared to prior ACFRs. Finance's internal controls, which include performing analytical or trend analyses, did not identify the inconsistent presentation and did not fully consider the

Schedule of Findings and Questioned Costs

Part II. Findings Related to the Financial Statements

appropriate accounting treatment and presentation of the state's PTIF portion until after auditors questioned the inconsistency.

To ensure the ACFR materially reflects the State's financial position, Finance and agencies should perform sufficient reviews and analyses of information prepared for ACFR reporting. Inadequate controls over the preparation processes may result in undetected material misstatements in the ACFR.

Recommendation:

We recommend Finance establish, document, and perform internal controls sufficient to ensure information prepared by State agencies or by Finance materially reflects the State's financial position.

DGO's Response:

The Utah Department of Transportation (UDOT) prepares a schedule of construction in progress for infrastructure. The Division of Finance (State Finance) relies on the professional expertise and system of internal controls of UDOT in preparing and reviewing the schedule. State Finance also performs limited analytical procedures on the balances to determine they are reasonable, which also includes agreeing the amounts reported to the State's general ledger system. See management's additional corrective action plans in finding No. 2.

The vast majority of the state's excess cash is held (or pooled) within the State's Public Treasurer's Investment Fund (PTIF). The cash is then invested by the PTIF in various cash equivalents and investments. Governmental accounting standards allow significant latitude on how to report shares in an internal investment pool by stating that "each fund with a position in the internal investment pool should report its position as, for example, equity in cash management pool, equity in internal investment pool, cash and cash equivalents, or investments" (see GASB Codification I50.721-12). For the State of Utah, previous to fiscal year 2022, each fund's share of the PTIF was reported as either "cash or cash equivalents" or "investments" depending on an internal policy. This classification of the fund's share of the PTIF was not disclosed in prior years. During fiscal year 2022, a large portion of PITF shares previously reported as "investments" were instead reported as "cash and cash equivalents" due to a change in the internal policy. Additionally, funds that now reported their PTIF shares as only "cash and cash equivalents" still properly reflected an "Investment Income (Loss)" since shares held in the PTIF are required to be adjusted to fair value. Although in accordance with governmental accounting, reporting investment income/loss without also reporting investments, created an inconsistency. This inconsistency, combined with the significant shift in reporting the majority of PITF shares as "cash and cash equivalents" created a larger inconsistency from prior years since previous year's

Schedule of Findings and Questioned Costs

Part II. Findings Related to the Financial Statements

financial statements did not disclose the nature of the State's internal share of the PTIF or the policy on how it was reported.

To be more transparent, the State Finance changed the internal policy to instead reflect all shares in the PTIF as "Pooled Cash and Investments" in the financial statements. Additional note disclosures were also added describing how excess cash is pooled within the PTIF. This significant change in policy was also disclosed in the financial statements.

2022-003. Control Procedures Failed to Ensure Surplus Calculation Complied with State Code
(Department of Government Operations)

Finance did not calculate the State's Education Fund surplus in accordance with *Utah Code 63J-1-313(3)(a)(iii)*. When calculating the transfer amount, State Finance included direct legislative appropriations to the Education Fund Reserve Account. *Utah Code 63J-1-313(3)(a)(iii)* specifically excludes from the surplus calculation these direct legislative appropriations. As a result, the Reserve Account balance was \$110,517,700 (or 12.9%) less than the amount required by *Utah Code*. When notified of the error, Finance subsequently transferred the correct amount. Although the Reserve Account balance is now compliant with *Utah Code*, State Finance's control procedures failed to identify the error and correct the calculation. Incorrect surplus calculations may lead to errors in the legislative budgetary process.

Recommendation:

We recommend Finance compare the surplus calculation to *Utah Code 63J-1-313(3)(a)(iii)* when reviewing and approving the surplus transfer.

DGO's Response:

While the calculation template used to calculate the surplus is aligned with the Utah Code 63J-1- 313(3)(a)(iii), the beginning balance amount used in the calculation was incorrect. The Division of Finance will perform additional, more detailed reviews of the financial inputs used in the calculation, ensuring those figures agree to the State's general ledger.

Schedule of Findings and Questioned Costs*Part III. Findings and Questioned Costs for Federal Awards*
U.S. Department of Education**2022-004. Food Commodity Shipments, Disbursements, and Inventory Not Tracked**
(Utah State Board of Education)

Federal Agency: Department of Education

ALN Numbers & Titles: 10.569 Emergency Food Assistance Program (Food Commodities)

Federal Award Numbers: Various

Questioned Costs: \$0

Pass-through Entity: N/A

Prior Year Single Audit Report Finding Number: N/A

The Utah State Board of Education (USBE) does not have procedures to ensure that food commodity shipments, disbursements, and inventory balances, as reported by its subrecipient, are properly tracked, accounted for, and reconcile to federal records. As a result, 123,923 cases of food, with a \$52,875 estimated value, could not be accounted for when our audit compared fiscal year 2022 shipment and disbursement records. These discrepancies were subsequently reconciled by USBE, therefore we are not questioning the associated costs.

As the prime recipient for the Food Distribution Cluster, USBE is required to “maintain records to document the receipt, disposal, and inventory of commodities received” (7 CFR 251.10). It is also required to “establish and maintain effective internal control [procedures]...that provides reasonable assurance that the ... entity is managing [the program] in compliance with...terms and conditions of the federal award” (2 CFR 200.303). Without such procedures, USBE will be unable to accurately track food commodity shipments, and may be liable for untraceable shipments (7 CFR 250.19).

Recommendation:

We recommend that USBE establish procedures to ensure that food commodity shipments, disbursements, and inventory balances are properly tracked, accounted for, and reconcile to federal records.

USBE's Response:

The USBE partially agrees with this finding.

Schedule of Findings and Questioned Costs*Part III. Findings and Questioned Costs for Federal Awards*
U.S. Department of Education**2022-005. Federal Funds Received Were Not Disbursed or Refunded Within Required Timeframe**
(Utah State University)

Federal Agency: Department of Education

Assistance Listing Number and Title: Various

Federal Award Number: Various

Questioned Costs: N/A

Pass-through Entity: N/A

Prior Year Single Audit Report Finding Number: N/A

For one of the two tested advanced cash draws, Utah State University (University) did not disburse or refund \$729,728 of \$2,154,816 draw amount within required timeframe. 2 CFR 200.305(b) requires that payments methods must minimize the time elapsing between the transfer of funds from the United States Treasury...and the disbursement by the non-Federal entity... 34 CFR 668.162(b)(3) further requires that these advance funds be disbursed within three business days, but the University did not disburse or refund the advanced amount of \$729,728 until over a month later. In addition, the advanced fund that the University held after three business days did not meet the excess cash tolerance criteria as stated in 34 CFR 668.166(b) as excess cash exceeded 1% of total fiscal year 2021 draws and was not fully disbursed within the next seven calendar days. Therefore, the University “must return immediately...any amount of excess cash...” to the U.S. Department of Education (ED) as required by this federal regulation. This issue was the result of University personnel not monitoring advance cash draws to ensure they were disbursed or refunded within the required timeframe. Due to noncompliance with federal regulations, the ED could revoke the University’s permission to request funds on an advance basis. Because the excess cash was either disbursed or refunded to ED before year-end, no costs were questioned.

Recommendation:**We recommend that the University monitor the amount of advance draws and disburse or refund advance funds within the required timeframe.***University’s Response:**We agree with the finding.*

Schedule of Findings and Questioned Costs

Part III. Findings and Questioned Costs for Federal Awards U.S. Department of Health and Human Services

2022-006. Foster Care Eligibility Controls Not Completed in a Timely Manner (Department of Health and Human Services)

Federal Agency: Department of Health and Human Services
 Assistance Listing Number and Title: 93.658 Foster Care Title IV-E
 Federal Award Number: 2201UTFOST; 2101UTFOST
 Questioned Costs: N/A
 Pass-through Entity: N/A
 Prior Year Single Audit Report Finding Number: N/A

For 16 of 40 (40%) of cases reviewed, the State of Utah's Department of Health & Human Services (DHHS) could not provide evidence that it had reviewed the initial Title IV-E Foster Care eligibility decision. 2 CFR 200.303 requires that "the non-federal entity must establish and maintain effective internal control over the Federal award that provides reasonable assurance that the non-Federal entity is managing the award in compliance with Federal statutes, regulations, and the terms and conditions of the Federal award." The control was not properly designed and implemented as only two people (one of which is only a part time worker with responsibilities for other programs) were working on reviews for all Foster Care cases. The available resources are insufficient to complete these reviews in a timely manner. Unreviewed or untimely reviews of eligibility decisions could lead to improper eligibility determinations and inappropriate benefit payments.

Recommendation:

We recommend DHHS provide sufficient resources to carry out the existing control or modify the control to ensure eligibility decisions are reviewed in a timely manner.

DHHS's Response:

The Department concurs with this recommendation. The agency is in the process of building an integrated eligibility team and will increase its capacity by having three team leads and one support coordinator III to support the eligibility review process.

2022-007. Annual Medicaid Eligibility Reviews Not Completed (Department of Health and Human Services)

Federal Agency: Department of Health and Human Services
 Assistance Listing Number and Title: 93.778 Medicaid Assistance Program
 Federal Award Number: Various
 Questioned Costs: N/A

Schedule of Findings and Questioned Costs

Part III. Findings and Questioned Costs for Federal Awards

U.S. Department of Health and Human Services

Pass-through Entity: N/A

Prior Year Single Audit Report Finding Number: N/A

DHHS and DWS did not complete the annual Medicaid eligibility reviews for 3 of 60 cases sampled. In addition, it did not complete an asset verification for one of these 3 cases. As required by 42 CFR 435.916, states must:

- renew MAGI-based determinations of eligibility once every 12 months and no more frequently;
- renew non-MAGI based eligibility at least once every 12 months.

Section 721-1.A.1.b.i of the Utah Medicaid Policy Manual requires that asset verifications be completed as part of these eligibility reviews. Question 10 of the COVID-19 Q&A within Medicaid Policy states that when an eligibility review is due during the emergency period, it should “follow [the] normal review policy in section 721.” While DHHS did not complete these reviews because individuals could not be removed from programs during the public health emergency, individuals could have been moved to more appropriate programs if their income or household composition changes. The lack of regular reviews could result in Medicaid customers receiving coverage that does not match their needs and could also prolong individuals’ ineligible participation in programs once the emergency period ends.

Recommendation:

We recommend that DHHS perform annual reviews and asset verifications in accordance with its policy.

DHHS’s Response:

The Department concurs with this recommendation. The Department will coordinate with the Department of Workforce Services (DWS) to whom we have delegated authority to perform eligibility determinations for Medicaid and CHIP and will ensure that DWS properly follows policy sections 721-1.A.1.b.i and COVID-19 Q & A question 10. DWS will train staff on proper use of the asset verification system, as well as remind staff on the review policy. DWS’ Performance Review Team will also review a sample of cases to ensure compliance with these policies.

DWS’s Response:

We agree with the finding.

Schedule of Findings and Questioned Costs

Part III. Findings and Questioned Costs for Federal Awards U.S. Department of Health and Human Services

2022-008. Use of Appropriate National Correct Coding Initiative (NCCI) Edit Files Not Verified (Department of Health and Human Services)

Federal Agency: Department of Health and Human Services
 Assistance Listing Number and Title: 93.778 Medicaid Assistance Program
 Federal Award Number: Various
 Questioned Costs: N/A
 Pass-through Entity: N/A
 Prior Year Single Audit Report Finding Number: N/A

DHHS did not verify its third-party contractor's use of appropriate National Correct Coding Initiative (NCCI) edit files. 2 CFR 200.303 states that non-federal entities must "establish and maintain effective internal control...that provides reasonable assurance that the non-federal entity is managing [the program] in compliance with...terms and conditions of the federal award." DHHS is required to use the most recent quarterly Medicaid NCCI edit files to ensure the proper payment of claims and to verify the correct edit files are used in processing claims. While DOH downloaded and sent the correct files to the third-party, it did not independently verify the third-party's use of the updated edit files during the fiscal year. Because DHHS did not verify the use of the correct edit files, inaccurate, incomplete, or false claims could be paid.

Recommendation:

We recommend DHHS establish a system of regularly checking its third-party's NCCI edits to ensure the correct edit files are used.

DHHS's Response and Corrective Action Plan:

The Department concurs with this recommendation. The Division successfully created and tested a comparison file. The division will continue to work to resolve audit concerns. Implementation in production is set for November 2022.

2022-009. Required Audits of MCO Encounter and Financial Data Not Conducted (Department of Health and Human Services)

Federal Agency: Department of Health and Human Services
 Assistance Listing Number and Title: 93.778 Medicaid Assistance Program
 Federal Award Number: Various
 Questioned Costs: N/A
 Pass-through Entity: N/A
 Prior Year Single Audit Report Finding Number: N/A

Schedule of Findings and Questioned Costs

Part III. Findings and Questioned Costs for Federal Awards U.S. Department of Health and Human Services

The Department of Health and Human Services (DHHS) did not conduct or contract for independent periodic audits of Managed Care Organization (MCO) encounter and financial data and did not post audit results as required by 42 CFR Section 438.602(e) & (g). No independent audits of the necessary data have been performed or contracted to date. DHHS staff believed audits of the Medical Loss Ratio (MLR) satisfied federal requirements. However, the MLR audits do not attest to the “accuracy, truthfulness, and completeness” of an MCO’s encounter and financial data. Unaudited encounter data not available to the public for review reduces the transparency in the Medicaid Program and causes noncompliance with federal requirements.

Recommendation:

We recommend DHHS either conduct or contract for independent periodic audits of MCO data and post the audit results in accordance with 42 CFR 438.602(3) & (g).

DHHS’s Response:

The Department concurs with this recommendation. The Department will coordinate with the Utah OIG to audit these encounters and/or conduct these periodic audits with Medicaid staff. The results will be posted on the Utah Medicaid website.

2022-010. Medical Loss Ratio Report Lacked Two Required Elements (Department of Health and Human Services)

Federal Agency: Department of Health and Human Services
Assistance Listing Number and Title: 93.778 Medicaid Assistance Program
Federal Award Number: Various
Questioned Costs: N/A
Pass-through Entity: N/A
Prior Year Single Audit Report Finding Number: N/A

For 1 of 2 Medical Loss Ratio (MLR) reports we reviewed, DHHS could not provide evidence that it had performed in a timely manner a review of the MLR report. Additionally, the MLR report did not contain two key reporting items. Specifically, the Pre-Paid Inpatient Health Plan (PIHP)’s MLR report was 1) missing the methodologies for the allocation of expenditures; and, 2) a signed attestation of accuracy. 42 CFR sections 438.8(k) and 438.8(n) require that “the State must ensure that each. . . PIHP. . . submits a report with the data elements specified.” 2 CFR 300.303 also requires

Schedule of Findings and Questioned Costs

Part III. Findings and Questioned Costs for Federal Awards U.S. Department of Health and Human Services

non-federal entities to “establish and maintain effective internal control over the Federal award that provides reasonable assurance.” Inadequate reviews of MLR Reports may result in improper methodologies and inaccuracies in the MLR calculations to remain undetected.

Recommendation:

We recommend DHHS enforce the established internal controls over MLR reporting, and educate DHHS staff and Managed Care Plans of the Federal reporting requirements.

DHHS’s Response:

The Department concurs with this recommendation. The Department will ensure that all required elements of the MLR are received by having DHHS staff review elements of the MLR to ensure they are complete.

2022-011. Sufficiently-Detailed PIC Meeting Minutes Not Maintained (Department of Health and Human Services)

Federal Agency: Department of Health and Human Services
Assistance Listing Number and Title: 93.778 Medicaid Assistance Program
Federal Award Number: Various
Questioned Costs: N/A
Pass-through Entity: N/A
Prior Year Single Audit Report Finding Number: N/A

DHHS’s Program Integrity Committee (PIC) did not have well-documented meeting minutes showing the Office of Inspector General (OIG) reporting on utilization, fraud, waste, abuse, and recovery of Medicaid funds. 2 CFR 200.303 states that non-federal entities must “establish and maintain effective internal control... that provides reasonable assurance that the non-federal entity is managing [the program] in compliance with... terms and conditions of the federal award.” PIC meetings were established so DHHS and OIG would meet monthly and report on utilization, fraud, waste, abuse, and recovery of Medicaid funds. However, it was recorded in only one of the seven monthly PIC meeting minutes that OIG reported on the required items. Staff turnover led to poorly recorded meeting minutes, which can result in incomplete, inaccurate, or untimely reporting of Medicaid funds abuse.

Recommendation:

We recommend that DHHS maintain detailed meeting minutes for its PIC meetings.

Schedule of Findings and Questioned Costs

Part III. Findings and Questioned Costs for Federal Awards U.S. Department of Health and Human Services

DHHS's Response:

The Department concurs with this recommendation. The MOU between OIG and DIH/Medicaid and the PIC bylaws define that meeting minutes will be taken with each PIC Committee. These meeting minutes will be reviewed at the following PIC Committee meeting and voted on for approval.

PIC bylaws specifically state:

"To keep written minutes of all Committee meetings, with assistance of staff, including:

- Date, time, and place of meeting;*
- Names of members present, absent, and excused;*
- Substance of all matters proposed, discussed or decided and a record of votes taken;*
- Names of all other individuals who appeared and the substance in brief of their testimony;*
- Any other information that any member requests to be entered in the minutes."*

2022-012. Subawards for SAPT Not Included in FFATA Reports

(Department of Health and Human Services)

Federal Agency: Department of Health and Human Services

Assistance Listing Number and Title: 93.959 Substance Abuse and Prevention Treatment

Federal Award Number: 6Bo8Tio10052-19M001

6Bo8Tio83039-01M004

6Bo8Tio83479-01M004

1Bo8Tio83546-01

6Bo8Tio84674-01M002

Questioned Costs: N/A

Pass-through Entity: N/A

Prior Year Single Audit Report Finding Number: N/A

DHHS did not have adequate controls implemented to ensure timely and accurate Federal Funding Accountability and Transparency Act (FFATA) reporting. None of the Substance Abuse and Prevention Treatment (SAPT) subawards with FFATA reporting requirements were reported in the Federal Funding Accountability and Transparency Act Subaward Reporting System (FSRS). Since DHHS was unable to provide a SAPT subaward list, we could not determine the number of subawards and associated dollar amounts that should have been reported in FSRS.

Schedule of Findings and Questioned Costs

Part III. Findings and Questioned Costs for Federal Awards U.S. Department of Health and Human Services

2 CFR 200.303 requires that “the non-federal entity must establish and maintain effective internal control over the Federal award that provides reasonable assurance that the non-Federal entity is managing the award in compliance with Federal statutes, regulations, and the terms and conditions of the Federal award.” 2 CFR 170 states that DHHS “must report each action that equals or exceeds \$30,000 in Federal funds for a subaward to a non-Federal entity.” The regulation further states that subaward information should be reported in FSRS “no later than the end of the month following the month in which the obligation was made.” Failure to properly implement internal controls over reporting can lead to inaccurate reporting and noncompliance with Federal regulations.

Recommendation:

We recommend DHHS improve internal controls to capture applicable subawards in order to ensure accurate and timely FFATA reporting.

DHHS’s Response:

The Department concurs with this recommendation. We agree to properly report the subaward information beginning with SFY23.

2022-013. Missing/Untimely Submissions and Errors in FFATA Reporting

(Department of Workforce Services)

Federal Agency: Department of Education

Department of Treasury

Department of Health and Human Services

Assistance Listing Number and Title: 84.126 Vocational Rehabilitation

21.023 Emergency Rental Assistance Program

93.568 Low-Income Home Energy Assistance Program

93.575, 93.596 CCDF Cluster

Federal Award Number: Various

Questioned Costs: N/A

Pass-through Entity: N/A

Prior Year Single Audit Report Finding Number: 2021-006

DWS did not have a control implemented to ensure timely and accurate Federal Funding Accountability and Transparency Act (FFATA) reporting. As a result we identified the following errors in our sample of six subawards across the four different programs.

Schedule of Findings and Questioned Costs

Part III. Findings and Questioned Costs for Federal Awards U.S. Department of Health and Human Services

- Three subawards were not reported in the Federal Funding Accountability and Transparency Act Subaward Reporting System (FSRS);
- The subaward obligation/action date for two reported subawards was inaccurately reported in FSRS; and
- Three subawards were not reported timely in FSRS.

These errors and the associated dollar amounts are summarized as follows:

	Vocational Rehabilitation Program		Emergency Relief Assistance Program		Low Income Heat and Energy Assistance Program		Child Care & Development Program	
Transactions Tested	1	\$378,445	1	\$115,291	1	\$328,502	3	\$342,732
Subaward Not Reported	1	\$378,445	1	\$115,291	0	\$0	1	\$250,122
Report Not Timely	0	\$0	0	\$0	1	\$328,502	2	\$92,610
Subaward Amount Incorrect	0	\$0	0	\$0	0	\$0	0	\$0
Subaward Missing Key Elements	0	\$0	0	\$0	1	\$328,502	1	\$51,000

2 CFR 200.303 requires that “the non-federal entity must establish and maintain effective internal control over the Federal award that provides reasonable assurance that the non-Federal entity is managing the award in compliance with Federal statutes, regulations, and the terms and conditions of the Federal award.” 2 CFR 170 states that DWS “must report each action that equals or exceeds \$30,000 in Federal funds for a subaward to a non-Federal entity.” The regulation further states that subaward information should be reported “no later than the end of the month following the month in which the obligation was made.” First-tier subrecipients and subawards should be reported and submitted on FSRS in a timely manner.

Schedule of Findings and Questioned Costs

Part III. Findings and Questioned Costs for Federal Awards U.S. Department of Health and Human Services

Although DWS had designed an internal control over FFATA reporting, the control was not implemented because the COVID-19 pandemic delayed training for newly hired personnel to assist with the internal control. Failure to properly implement internal controls over reporting can lead to inaccurate reporting and noncompliance with Federal regulations.

Recommendation:

We recommend DWS implement internal controls to ensure accurate and timely FFATA reporting.

DWS's Response:

We agree with the finding.

2022-014. Inadequate Monitoring of Child Care Health and Safety Inspections

(Department of Workforce Services)

Federal Agency: Department of Health and Human Services

Assistance Listing Number and Title: 93.575 Child Care and Development Block Grant

Federal Award Number: Various

Questioned Costs: N/A

Pass-through Entity: N/A

Prior Year Single Audit Report Finding Number: N/A

DWS contracts with the state's Department of Health and Human Services (DHHS) to perform Child Care Health and Safety inspections, but does not adequately monitor the results of these inspections. DWS attended 2 of the 7,489 child care provider inspections performed by DHHS Child Care Licensing personnel during fiscal year 2022, but did not review any of the remaining inspections to know whether the inspection occurred or the results of those inspections. DWS relied heavily on the agreement with DHHS to perform these inspections with minimal monitoring of DHHS's performance. These health and safety inspections are required by 45 CFR section 98.41 and address specific areas such as first aid and CPR, safe sleeping practices, administration of medication, and child care worker training in these areas. The lack of proper monitoring could result in child care providers not meeting federal health and safety requirements.

Recommendation:

We recommend that DWS increase its monitoring of the inspection results to ensure the child care providers are meeting the required health and safety requirements required by 45 CFR 98.41.

Schedule of Findings and Questioned Costs*Part III. Findings and Questioned Costs for Federal Awards*
U.S. Department of Health and Human Services

DWS's Response:

We agree with the finding.

2022-015. Subrecipients Not Tracked for Monitoring of Single Audit Reports
(Department of Workforce Services)

Federal Agency: Department of Health and Human Services

Assistance Listing Number and Title: 93.575 Child Care and Development Block Grant

Federal Award Number: 2101UTCCDF, 21UTCSC6

Questioned Costs: N/A

Pass-through Entity: N/A

Prior Year Single Audit Report Finding Number: N/A

Four of 26 entities receiving Child Care funds as a subrecipient were not included on DWS's Single Audit tracking log. This log was reviewed and approved, but did not detect these missing subrecipients. 2 CFR 200.332(f) requires the DWS to "verify that every subrecipient is audited as required by Subpart F" of *Uniform Guidance*. These entities were not included in the tracking log because the query used to pull Child Care subrecipient entities had an error in it. Because DWS did not identify the subrecipients for review, the subrecipients may not have been audited as required and follow up on findings related to DWS subawards may not have occurred as required. Potential internal control weaknesses or noncompliance at the subrecipient could occur without being detected by the DWS.

Recommendation:

We recommend DWS strengthen their internal controls to ensure query criteria to pull subrecipients is complete.

DWS's Response:

We agree with the finding.

Schedule of Findings and Questioned Costs

Part III. Findings and Questioned Costs for Federal Awards U.S. Department of Justice

2022-016. FFATA Award Information Not Submitted for UOVC’s 2020 Award & Inaccurate Information Submitted for 5 of UOVC’s 2019 Subawards
(Commission on Criminal and Juvenile Justice)

Federal Agency: Department of Justice
Assistance Listing Number and Title: 16.575 Crime Victim Assistance
Federal Award Number: 2019-V2-GX-0063
2020-V2-GX-0015

Questioned Costs: \$0
Pass-through Entity: N/A
Prior Year Single Audit Report Finding Number: N/A

Utah’s Office of Victims of Crime (UOVC) did not submit Federal Funding Accountability and Transparency Act (FFATA) information for 13 awards to 13 subrecipients, all related to the 2020 award. In addition, 5 of the 28 grant awards we reviewed were reported in FSRS but the amounts reported did not agree to the subaward letters, with differences ranging from \$34 to \$405,000. We reviewed USASpending.gov and noted that no subrecipient award information for the 2020-V2-GX-0015 award had been submitted as of August 22, 2022 (the time of our audit). The following table summarizes the discrepancies for the transactions and subawards tested:

Transactions Tested	Subaward not reported	Report Not Timely	Subaward Amount incorrect	Subaward missing key elements
28	13	0	5	0
Dollar amount of tested transactions	Subaward not reported	Report not timely	Subaward amount incorrect	Subaward missing key elements
Sub-Award Amounts				
\$5,004,410	\$2,382,231	0	\$790,381	0
FSRS System				
\$2,225,646	\$	0	\$393,846	0

2 CFR 200.303 requires entities to “establish and maintain effective internal controls [procedures]...that provide reasonable assurance that the ... entity is managing

Schedule of Findings and Questioned Costs*Part III. Findings and Questioned Costs for Federal Awards***U.S. Department of Justice**

[federal program] in compliance with... terms and conditions of the federal award.” This control does not exist because managers both relied on an external control at the federal level to flag reporting issues and misunderstood reporting deadlines. Lack of FFATA reporting internal controls at UOVC results in noncompliance with grant requirements and reduces the transparency desired by the federal government.

Recommendation:

We recommend that UOVC implement controls over FFATA reporting and enter final award information rather than preliminary award information to ensure timely submission of accurate information.

UOVC's Response:

UOVC Agrees.

2022-017. Three SF-425 Quarterly Reports Not Reviewed for Accuracy Prior to Submission

Federal Agency: Department of Justice

Assistance Listing Number and Title: 16.575 Crime Victim Assistance

Federal Award Number: 2018-V2-GX-0051
2019-V2-GX-0063
2020-V2-GX-0015

Questioned Costs: N/A

Pass-through Entity: N/A

Prior Year Single Audit Report Finding Number: 2020-027, 2019-017, 2018-025

For the 3 SF-425 reports selected, UOVC did not perform an independent review prior to submission, resulting in inaccurate amounts being reported in the reports. In UOVC's efforts to improve its internal controls over the Crime Victim Assistance (CVA) grant, it received approval to fund a new financial manager position to act as a key control over CVA grant management. Because UOVC did not fill this position until June 2022, internal controls during fiscal year 2022 were insufficient in preventing or detecting and correcting errors in these reports. UOVC's new financial manager should perform an independent review of SF-425 reports and ensure the information reported agrees to the underlying accounting records. Without such reviews, SF-425 reports may continue to include inaccurate information and would lead to noncompliance with reporting requirements.

Schedule of Findings and Questioned Costs*Part III. Findings and Questioned Costs for Federal Awards*
U.S. Department of Justice**Recommendation:**

We recommend UOVC's independent review verify the accuracy of the SF-425 reports.

UOVC's Response:

UOVC Agrees.

2022-018. Initial Eligibility Determination Not Documented for 3 Subrecipients

Federal Agency: Department of Justice

Assistance Listing Number and Title: 16.575 Crime Victim Assistance

Federal Award Number: 2018-V2-GX-0051
2019-V2-GX-0063
2020-V2-GX-0015

Questioned Costs: N/A

Pass-through Entity: N/A

Prior Year Single Audit Report Finding Number: N/A

UOVC could not provide adequate documentation evidencing its controls over the determination of 3 subrecipients' eligibility. Standard UOVC procedures include the intake grant analyst's review of a grant application, evidenced by the completion of an eligibility checklist. Subject matter experts then grade a subrecipient's grant application based on the checklist. For 10 of the 13 subrecipients reviewed, the checklists were completed. For 3 of the 13 (23%), they were not. We did not question payments to the 3 subrecipients as we were able to determine they were eligible entities. Inconsistent application of standard UOVC procedures may result in incorrect eligibility determinations of subrecipients.

Recommendation:

We recommend UOVC comply with its standard procedures for subrecipient eligibility determination.

UOVC's Response:

UOVC Agrees.

Schedule of Findings and Questioned Costs

Part III. Findings and Questioned Costs for Federal Awards U.S. Department of the Treasury

2022-019. Missing Documentation for Emergency Rental Assistance Payments

(Department of Workforce Services)

Federal Agency: Department of Treasury

Assistance Listing Number and Title: 21.023 Emergency Rental Assistance Program

Federal Award Number: N/A

Questioned Costs: \$7,914

Pass-through Entity: N/A

Prior Year Single Audit Report Finding Number: 2021-016

Five of the 38 sampled payments (an error rate of 13.2%) for the Emergency Rental Assistance Program (ERA) did not have documentation supporting the payment or had ineligible costs associated with the recipient. Specifically,

- Two applications contained utility payments that were paid for amounts higher than the utility bill,
- One application did not include a management signed lease,
- One application did not include a signed W-9 form and a management signed lease, and
- An application did not include a written attestation from the applicant.

The above errors did not meet the documentation and eligibility criteria established by section 501 of Division N of the Consolidated Appropriations Act, 2021, Pub. L. No. 116-260 (Dec. 27, 2020) and/or section 3201 of the American Rescue Plan Act of 2021, Pub. L. No. 117-2 (March 11, 2021).

These errors occurred because the eligibility workers did not follow all of the Department of Workforce Services (DWS) ERA procedures and the DWS Processors' review of these applications did not identify and correct the errors. This resulted in errors of \$7,914 of \$80,671 in payments sampled from a population of \$150,666,251.

Subsequent to DWS's initial eligibility determination and payment approval, DWS was able to obtain the missing supporting documentation for two of these sampled payments through requisition from the landlords, which total \$7,824 of the errors above.

Recommendation:

We recommend that eligibility workers follow DWS ERA procedures and program processors review the applications for completeness and accuracy prior to disbursing ERA payments.

DWS's Response:

We agree with the finding.

Schedule of Findings and Questioned Costs

Part III. Findings and Questioned Costs for Federal Awards U.S. Department of the Treasury

2022-020. GOPB Overestimated Calculation for Revenue Loss Due to the Pandemic
(Governor’s Office of Planning and Budget)

Federal Agency: Department of the Treasury
 Assistance Listing Number and Title: 21.027 Coronavirus State and Local Fiscal Recovery Funds
 Federal Award Number: N/A
 Questioned Costs: \$0
 Pass-through Entity: N/A
 Prior Year Single Audit Report Finding Number: N/A

The Governor’s Office of Planning and Budget (GOPB) overstated its calculation for the State’s revenue loss experienced due to the Coronavirus pandemic for calendar year 2020 as follows:

Calculation Comparison	Amount
GOPB’s Loss Calculation	\$ 1,154,152,123
Auditor’s Loss Recalculation	\$ 427,531,107
Overestimated Loss	\$ 726,621,016

The Department of the Treasury (Treasury) issued its Interim and Final Rules (within the Federal Register) and related FAQs to guide governments in how to calculate the revenue losses experienced due to the pandemic. The Interim Rule instructs governments to identify “general revenue” based largely on the Census Bureau’s definition and expands it to include or exclude certain revenue sources, which creates certain complexities and inconsistencies in the revenue loss calculation. After notification of the errors described above, GOPB revised its calendar year 2020 revenue loss calculation to \$810,578,599. Differences between the auditor’s loss recalculation and GOPB’s revised amounts are a result of potential differing interpretations of Treasury’s revenue loss calculation guidance (e.g. hospital charges for providing patient services that may be covered by Medicaid or Medicare as a provider).

GOPB calculated the revenue loss based solely on its personnel’s experience and understanding of revenue classification and did not account for the completeness, accuracy, and complexity of revenues and other financial information recorded by the State and the State’s institutions of higher education. Personnel in these areas who possessed the necessary understanding should have been involved in the calculation. Additionally, GOPB personnel charged with internal control responsibilities over the

Schedule of Findings and Questioned Costs

Part III. Findings and Questioned Costs for Federal Awards U.S. Department of the Treasury

calculation did not possess the necessary expertise and knowledge to ensure compliance with Treasury's Interim and Final Rules.

GOPB's oversight in these matters could cause material noncompliance with State and Local Fiscal Recovery Fund (SLFRF) requirements. Because Treasury's guidance allows for reclassification of the excess expenditures, we have not questioned these costs. However, funds budgeted/obligated for future expenditures may not be available and may need to be revised.

Recommendations:

We recommend the following:

- **Review and revise cumulative expenditures and obligations/budgets to date to ensure the State's plan for using the SLFRF allotment complies with Treasury guidance;**
- **Resolve with Treasury the treatment of certain revenues and determine the impact on the State's revenue loss calculation;**
- **Ensure future revenue loss calculations follow Treasury's guidance by utilizing the expertise and knowledge of key financial reporting personnel within the State and its institutions of higher education; and**
- **Ensure individuals with internal control responsibilities over the calculation(s) possess the necessary understanding to ensure compliance with Treasury's Interim and Final Rules.**

GOPB's Response:

GOPB agrees with this finding. GOPB agrees that the original August 2021 revenue loss calculation of \$1,154,152,123 was incorrect due to incomplete reporting of revenue at the time of the calculation. GOPB personnel utilized the best information available at the time to complete this calculation. As more information has become available over the past 18 months it has become clear that the calculation needs to be done again. The revenue loss calculation was based on a calendar year, rather than a fiscal year and there were no official financial reports that could be used to compile the calendar year 2020 revenue totals at the time of the original calculation. GOPB had to rely on a combination of revenue data from the state's financial system, FINET, as well as summarized revenue data from the financial systems used by institutions of higher education. When the original revenue loss calculation was completed in August 2021, financial reports had not been released for fiscal year 2021, which made it difficult to validate the calendar year 2020 general revenue reported by the institutions of higher education.

Schedule of Findings and Questioned Costs

Part III. Findings and Questioned Costs for Federal Awards U.S. Department of the Treasury

2022-021. Improper Controls and Monitoring of State and Local Fiscal Recovery Funds Activity
(Governor’s Office of Planning and Budget)

Federal Agency: Department of the Treasury
 Assistance Listing Number and Title: 21.027 Coronavirus State and Local Fiscal Recovery Funds
 Federal Award Number: N/A
 Questioned Costs: \$15
 Pass-through Entity: N/A
 Prior Year Single Audit Report Finding Number: N/A

As the prime recipient for the State of Utah, GOPB did not design and implement proper controls over allowable activities and costs.

We identified 23 of 60 expenditures (38.3 percent failure rate) without proper internal controls to monitor compliance as shown below:

Department	Control Errors	Questioned Costs
Office of the Courts	8	\$ 15
Department of Health and Human Services	9	
Division of Technology Services	3	
Division of Facilities Construction and Management	3	
Total	23	\$ 15

We identified only one instance of noncompliance for a payroll expenditure of \$15 from an expenditure sample of \$9,794,539. We projected the error over an expenditure population of \$147,219,149, resulting in \$225 of projected questioned costs.

According to the SLFRF Final Rule Federal Register, “Recipients must establish rigorous oversight and internal controls processes to monitor compliance with any applicable requirements, including compliance by subrecipients.”

GOPB and the Legislature centrally approved project plans and state agencies relied on that approval to ensure actual costs complied with the plan or SFLRF guidance. GOPB’s centralized project oversight and state agency reliance on GOPB’s approval of projects, combined with inexperience with federal compliance caused these unallowable expenditures. Poor internal control design could cause federal funds to be used for purposes not allowed.

Schedule of Findings and Questioned Costs

Part III. Findings and Questioned Costs for Federal Awards U.S. Department of the Treasury

Recommendation:

We recommend GOPB improve its oversight and monitoring of expenditures by working with agencies to establish internal controls that ensure expenditures charged to SLFRF projects comply with such requirements.

GOPB's Response:

GOPB agrees with this finding. Prior to spending SLFR funds, agencies were required to document project eligibility and how expenditures would be coded in the state's financial system, FINET. Agencies operating outside of FINET were required to provide similar coded expenditure data from their financial systems. GOPB maintains that agencies with extensive experience with federal funds, such as the Department of Health and Human Services, have adequate controls in place to ensure that only appropriate and eligible costs are charged to SLFRF accounting codes. Additionally, GOPB performs a quarterly review of all expenditures with SLFRF accounting codes before reporting these expenditures to the Treasury Department and authorizing the agency to book SLFRF revenue for those expenditures. While preparing the January 2023 report, GOPB added an additional step to have agencies review the quarter's expenditures. Even with these processes and procedures in place, GOPB agrees that improvements can be made in the guidance, training, and follow-up with agencies managing SLFR funds, including checking for adequate controls that would catch errors charged to the grant.

2022-022. Suspension and Debarment Not Verified Prior to Awarding Contracts (Governor's Office of Planning and Budget)

Federal Agency: Department of the Treasury

Assistance Listing Number and Title: 21.027 Coronavirus State & Local Fiscal
Recovery Funds

Federal Award Number: N/A

Questioned Costs: \$0

Pass-through Entity: N/A

Prior Year Single Audit Report Finding Number: 2021-022

We identified 26 of 42 contract agreements sampled (61.9 percent error) where, under GOPB's oversight, the state agency awarded SLFRF without verifying the entity was not suspended or debarred. These state agencies did not include a suspension and debarment clause in the contract with the entity as required by 2 CFR 200.327 or through a search of the suspension and debarment list on sam.gov:

Schedule of Findings and Questioned Costs

Part III. Findings and Questioned Costs for Federal Awards U.S. Department of the Treasury

State Agency	Sampled Contract Agreements
Cultural and Community Engagement	14
Go Utah	11
Office of the Courts	1
Total	26

2 CFR part 200.303 requires non-federal entities to “establish and maintain effective internal control...that provides reasonable assurance that the non-federal entity [manages the program] in compliance with...terms and conditions of the federal award.” At the time of the award, GOPB did not provide guidance to these agencies that were inexperienced with federal programs to be aware of the extent that the suspension and debarment requirements were applicable. Although our procedures did not detect noncompliance, failure to properly implement controls and appropriately review each contracted party for suspension and debarment could result in federally suspended or debarred entities receiving federal funds.

Recommendation:

We recommend GOPB assist agencies to gain an understanding of the suspension and debarment requirements and establish internal controls to ensure compliance with these requirements.

GOPB’s Response:

GOPB agrees with this finding. In September 2022, GOPB distributed an ARPA Agency Checklist to remind those managing SLFR funds of compliance, monitoring, and reporting requirements, which included the requirement of monitoring for suspension and debarment. This checklist tool was not consistently used. A retroactive check was performed and no entities receiving federal funds had been suspended or debarred.

2022-023. Improper Spending and Monitoring of Coronavirus Relief Fund Activity
(Governor’s Office of Planning and Budget)

Federal Agency: Department of the Treasury
Assistance Listing Number and Title: 21.019 Coronavirus Relief Fund
Federal Award Number: N/A
Questioned Costs: \$643,375
Pass-through Entity: N/A
Prior Year Single Audit Report Finding Number: 2021-019

Schedule of Findings and Questioned Costs

Part III. Findings and Questioned Costs for Federal Awards U.S. Department of the Treasury

Three of five Coronavirus Relief Fund (CRF) transactions tested for internal controls (60 percent) and three of 65 expenditures (4.6 percent) tested for compliance did not have adequate reviews to ensure the expenditures charged to CRF were in accordance with the Department of the Treasury (Treasury) guidelines. We have questioned costs of \$643,375 for the following expenditures, which were not directly traceable in response to the public health emergency:

- One transaction for the Thrive125 program celebrating Utah's statehood in the amount of \$271,334;
- One transaction for an indirect allocation of limited liability and insurance in the amount of \$4,524 (this was also originally included in the budget); and
- A portion of one transaction for an IT contract payment totaling \$367,517.

Our sample totaled \$47,280,705 and was taken from a population total of \$108,519,500.

As the prime recipient for the State of Utah, GOPB did not ensure the State's CRF was spent in accordance with the Treasury guidance and FAQs. Treasury guidance stipulates the Fund may only be used to cover costs that 1) were necessary expenditures incurred due to the public health emergency with respect to the Coronavirus Disease 2019 (COVID-19), 2) were not accounted for in the budget most recently approved as of March 27, 2020 (the date of enactment of the CARES Act) for the State, and 3) were incurred during the period that began on March 1, 2020 and ended on December 31, 2021.

GOPB's inadequate oversight of expenditures and state agency inexperience with federal compliance caused these unallowable expenditures and created an environment for federal funds to be used for purposes not allowed.

Recommendation:

We recommend GOPB improve oversight and monitoring of expenditures, especially of state agencies with less federal program experience, to ensure internal control over and compliance with CRF grant requirements.

GOPB's Response:

GOPB agrees that documentation and monitoring could be improved. Documentation of the three questioned costs were not adequate enough to allow auditors to determine eligibility under CRF guidance. Nevertheless, GOPB believes the questioned costs will be determined eligible if examined by the Department of the Treasury, based on published guidance regarding economic support in connection with COVID-19, expenses for technical assistance, and administrative costs.

Schedule of Findings and Questioned Costs

Part III. Findings and Questioned Costs for Federal Awards U.S. Department of the Treasury

As it relates to the first questioned cost, the Thrive 125 program provided economic assistance grants to businesses and organizations impacted by COVID-19. Utah's creative arts industry, particularly performing artists, were significantly impacted by COVID-19. As part of the program, the grant recipients were required to provide free performances for the community, which enabled marketing opportunities for artists. This grant program underwent a CRF eligibility review, including discussions with the Unified Command Finance Group.

With respect to the second questioned cost, when the state recognized the purchase order for the state's COVID-19 dashboard was structured to allow for broader usage at no additional cost, the state decided to pilot several other dashboards. The purpose and eligibility of this expense was reviewed by the COVID Finance Steering Committee before it was funded with CRF funding.

As for the third questioned cost, based on the final CARES Act CRF rule, GOPB agrees agencies are not permitted to apply indirect cost formulas for liability insurance. However, upon further review, \$1,312 of the questioned \$4,524 was already adjusted to be charged to a non-CRF funding source before the close of the fiscal year. The remaining \$3,212 was directly related to the personnel who charged eligible time to the CRF and not based on an indirect cost formula. GOPB believes this would be a direct cost similar to workers compensation that is charged to employees each pay period.

2022-024. Underlying Accounting Data Does Not Support Coronavirus Relief Fund Quarterly Reports (Governor's Office of Planning and Budget)

Federal Agency: Department of the Treasury

Assistance Listing Number and Title: 21.019 Coronavirus Relief Fund

Federal Award Number: N/A

Questioned Costs: N/A

Pass-through Entity: N/A

Prior Year Single Audit Report Finding Number: 2021-020

The methodology used by GOPB to prepare and submit CRF quarterly financial reports did not ensure the complete and accurate reporting of expenditures as reflected in FINET, the State's accounting system. We selected the January 2022 and April 2022 report submissions to test key line items. We were unable to agree the following line items to FINET:

January 2022 Report

Manual adjustments made to the original data totaled \$39.9 million.

Schedule of Findings and Questioned Costs

Part III. Findings and Questioned Costs for Federal Awards U.S. Department of the Treasury

\$10.96 million of the manual adjustments for small business bridge loans were reclassified as expenditures without the transaction occurring in FINET. Additionally, a significant portion of the loans should not have been reclassified as grants.

April 2022 Report

\$5.4 million of expenditures less than data used in the preparation schedules. Manual adjustments made to the data totaled \$65.4 million.

While manual adjustments, corrections, and other changes (i.e., FEMA reimbursements) are not unexpected in reports, we considered the following in relation to GOPB's report preparation:

A reconciliation of the underlying accounting data and manual adjustments in the reports to the "official record" of CRF expenditures in FINET has not occurred. Underlying accounting data was inconsistently coded from 2020 through 2022 but has not been reconciled to ensure all appropriate expenditures have been reported. Manual adjustments include significant amounts of expenditures reimbursed by FEMA that may have been charged to both programs without detection. FINET does not track obligations and as such, reported obligations are manually included for reporting. The reported total cumulative obligations in January of \$933,976,723 and in April of \$934,765,677 could not be tested because they were not properly documented.

Treasury's guidance indicates that the "prime recipient's quarterly Financial Progress Report submissions should be supported by the data in the prime recipient's accounting system." Additionally, the Treasury Office of Inspector General's (OIG) FAQs on reporting and recordkeeping describe the need to correct errors or modifications in a timely manner and to report actual obligations and expenditures rather than estimates.

GOPB relied on state agencies to properly code expenditures and to have a proper understanding of the appropriate use of funds. The data in FINET, the "official record," and expenditures reported drastically differed due to these coding differences and required manual adjustments that were not properly documented. GOPB personnel did not prioritize the reconciliation of FINET expenditures and obligations to those reported because of other duties, time constraints, and priorities. In addition to the failure to properly code and track expenditures, an untimely reconciliation can lead GOPB to significantly misreport expenditures, misidentify errors, and miscalculate obligations of funds to be returned to Treasury.

Schedule of Findings and Questioned Costs

Part III. Findings and Questioned Costs for Federal Awards U.S. Department of the Treasury

Recommendation:

We recommend GOPB perform timely reconciliation of reported expenditures to actual reimbursements to ensure reports are supported by the underlying accounting data and to make corrections and other necessary modifications occur in a timely manner.

GOPB's Response:

GOPB agrees with this finding. GOPB acknowledges that because of complexities in coding and tracking during fiscal years 2020 to 2022 and a ten day federal reporting deadline, not all reported expenditures were reconciled before quarterly reports were submitted. Between July 2022 and January 2023, GOPB made significant progress by compiling and reconciling a master CRF expenditure file. After the final reconciliation is completed, GOPB is confident every transaction reported to the Department of the Treasury, including adjustments for FEMA reimbursements and other recategorizations, will be reconciled with FINET data.

2022-025. CRF Subrecipient Single Audit Report Reviews Not Occurring (Governor's Office of Planning and Budget)

Federal Agency: Department of the Treasury
Assistance Listing Number and Title: 21.019 Coronavirus Relief Fund
Federal Award Number: N/A
Questioned Costs: N/A
Pass-through Entity: N/A
Prior Year Single Audit Report Finding Number: N/A

GOPB did not design or implement controls to ensure its subrecipients' single audit reports were monitored according to federal requirements. It also did not review any subrecipients' single audit reports to assess whether its subrecipients receiving CRF funds spent the funds appropriately. 2 CFR 200.332(d) requires a review of subrecipient single audit reports when they become available. It also requires GOPB to follow up with the subrecipient to ensure timely and appropriate action has taken place for any deficiencies identified.

GOPB did not design or implement controls because of its unfamiliarity with federal grant requirements and employee turnover. This could result in GOPB not identifying potential issues at the subrecipient level and take appropriate actions.

Schedule of Findings and Questioned Costs

Part III. Findings and Questioned Costs for Federal Awards U.S. Department of the Treasury

Recommendation:

We recommend GOPB establish policies and procedures to ensure monitoring of single audit reports occur in accordance with 2 CFR 200.332(d).

GOPB's Response:

GOPB agrees with this finding. Prior to being awarded any CRF funds, GOPB required all subrecipients to agree to the terms and conditions on which the funds were granted. Part of the agreement stated that these federal funds were subject to the Single Audit Act and 2 CFR 200.332(d) requirements, which requires that subrecipients receiving more than \$750,000 in federal funds per year complete and submit their single audit report in compliance with federal regulations. All state government agencies are covered under the statewide single audit completed by the Office of the State Auditor, however cities, counties, towns, water districts and other local entities are not covered by the statewide single audit and need to complete their own, if they meet the spending threshold.

2022-026. Go Utah Did Not Implement Internal Controls for Subrecipient Monitoring Requirements (Go Utah)

Federal Agency: Department of the Treasury
Assistance Listing Number and Title: 21.027 Coronavirus State and Local Fiscal Recovery Funds

Federal Award Number: N/A

Questioned Costs: N/A

Pass-through Entity: N/A

Prior Year Single Audit Report Finding Number: N/A

The Governor's Office of Economic Opportunity (Go Utah) did not establish internal controls to ensure compliance with Coronavirus State and Local Fiscal Recovery Funds (SLFRF) subrecipient monitoring requirements. Go Utah also did not properly communicate key federal grant information or evaluate and monitor its subrecipient for compliance purposes as required by 2 CFR 200.332.

The Department of Treasury's Final Rule requires recipients of funds to "establish rigorous oversight and internal control processes to monitor compliance with any applicable requirements, including compliance by subrecipients." 2 CFR 200.303 also requires the establishment of effective internal control for federal programs.

Go Utah was unaware that subrecipient monitoring requirements were applicable to its program. Failure to establish internal controls, adequately communicate key

Schedule of Findings and Questioned Costs

Part III. Findings and Questioned Costs for Federal Awards U.S. Department of the Treasury

federal program information to subrecipients and perform risk evaluation, and monitoring procedures may result in the subrecipient's noncompliance with federal funds and potential misuse of federal funds.

Recommendation:

We recommend Go Utah:

- 1. Gain an understanding of subrecipient requirements and establish internal controls to ensure compliance with these requirements; and**
- 2. Communicate all required federal award information to sub-recipients.**

Go Utah's Response:

We agree. While internal controls were insufficient, they were not completely absent. For example: (1) we implemented the American Rescue Plan Act of 2021 Appropriation Tracking and Documentation Form, and (2) all sub-recipients signed contracts that included internal controls such as requirements for status reports, performance measures, and compliance with all applicable federal and state laws, rules, and regulations.

Schedule of Findings and Questioned Costs

Part III. Findings and Questioned Costs for Federal Awards Various Federal Agencies

2022-027. Working Capital Reserves in Excess of Federal Guidelines

(Department of Government Operations)

Federal Agency: Various

Assistance Listing Number and Title: Various

Federal Award Number: Various

Questioned Costs: Undeterminable

Pass-through Entity: None

Prior Year Single Audit Report Finding Number: 2021-025,2020-036; 2019-023; 2018-033; 2017-021; 2016-037; 2015-048; 2014-040; 2013-049; 2012-51; 2011-56

As of June 30, 2022, four divisions within the Department of Government Operations (DGO) held working capital reserves in excess of federal guidelines of at least the amount that follows:

<u>Fund Description</u>	<u>Excess # of Days in Reserve</u>	<u>Excess Amount in Reserve</u>
Division of Purchasing and General Services		
Cooperative Contract Management	565	\$ 5,286,394
Federal Surplus Property	2,964	\$ 199,115
State Surplus Property	69	\$ 160,336
Division of Finance		
Purchasing Card	115	\$ 210,243
Division of Risk Management		
Workers' Compensation Fund	174	\$ 2,709,066
Property	37	\$ 2,130,849

Schedule of Findings and Questioned Costs

Part III. Findings and Questioned Costs for Federal Awards Various Federal Agencies

The following divisions do not have excess reserves at the internal service fund level, however, the federal oversight agency requires them to be assessed at the service area level, which resulted in excess reserves as follows:

<u>Service Area Description</u>	<u>Excess # of Days in Reserve</u>	<u>Excess Amount in Reserve</u>
Division of Technology Services (DTS)		
Printing Services	112	\$ 258,577
Communication Services	45	\$1,201,304
Network Services	4	\$ 263,910
Mainframe Services	32	\$ 374,115
Division of Human Resource Management		
Human Resources Core Services	1,841	\$ 209,890

2 CFR part 200, Appendix V, paragraph G.2, generally allows a working capital reserve as part of retained earnings of up to 60 days' cash expenses for normal operating purposes in each internal service fund. For DTS, the federal oversight agency only allows 45 days. The excess reserves were due to the inherent difficulty of accurately estimating expenses when setting rates. Excess reserves could result in a federal liability since federal programs share an interest in the reserves.

Recommendation:

Depending on the business requirements, we recommend each division within DGO reduce excess working capital reserves within each of the respective funds or service areas or obtain a waiver for an increase in the number of days of working capital allowed to comply with federal guidelines.

DGO's Response:

Division of Purchasing and General Services

Cooperative Contract Management – Public entities in Utah rely on the Division of Purchasing and General Services (State Purchasing) to maintain the cooperative contract program to help with public procurement in Utah. The usage of state cooperative contracts by public entities increased dramatically this past year resulting in a corresponding increase in the collection of administrative fees. State Purchasing still continues to decrease the administrative fees on state cooperative contracts as each contract expires and is rebid. This is a slow process since State Purchasing has nearly 1,200 cooperative contracts that expire only every five years. Although State

Schedule of Findings and Questioned Costs

Part III. Findings and Questioned Costs for Federal Awards Various Federal Agencies

Purchasing is allowed under law to collect up to a 1.0% administrative fee on each cooperative contract, currently the average administrative fee is 0.38%. State Purchasing has also requested the Utah Legislature to appropriate out a portion of the excess reserves in this fund in fiscal year 2023. The calculation for the refund of the federal portion of this transfer out will be submitted to Cost Allocation Services for review and approval when this transfer is complete.

Federal and State Surplus Property - Due to the completion of the new Utah State Prison, Surplus Property anticipates relocating by the end of calendar year 2023. At that time, Federal and State Surplus will need to use their working capital reserve funds for the costs of moving to and furnishing their new location. These additional expenses should eliminate these excess reserves by December 2023.

Purchasing Cards – The Division of Finance (State Finance) is in the process of implementing a new travel and expense reporting system for all State agencies to simplify travel approvals, travel reimbursements, and reduce the administrative burden for the purchasing card (p-card) expense reports on State agency personnel. To cover system implementation costs, State Finance elected not to distribute the rebates received from U.S. Bank related to State agency p-card spending for calendar years 2021 and 2022. Rebates were still passed through to participating entities external to the primary government. The anticipated completion date for the system is the end of calendar year 2023. State Finance will review annually the costs of the system, develop a cost allocation strategy between the Travel and P-Card programs, adjust travel rates to cover the travel program's ongoing costs, and distribute any remaining p-card rebates to State agencies respective to their spend. This effort will reduce and/or eliminate excess federal reserves by the end of fiscal year 2024.

Division of Risk Management

Workers' Compensation Fund & Property– We requested approval in the current legislative session to transfer \$2,000,000 out of the Workers Compensation Fund and into the Property Fund. We will submit the calculation for the refund of the federal portion of this transfer to Cost Allocation Services for their review and approval when this transfer is completed. Additionally, in FY 2023, the premiums charged for workers compensation have been reduced 26% from \$0.61 per \$100 to \$0.45 per \$100. The property commercial insurance market and the Property Fund are experiencing enormous year-over-year premium increases. We have seen a doubling of premiums in the last five years, from \$14,000,000 to \$28,000,000. Additionally, the budget process requires that we project funding 1-2 years in advance before we can enact rate increases to pay the excess insurance premiums

Schedule of Findings and Questioned Costs

Part III. Findings and Questioned Costs for Federal Awards Various Federal Agencies

that are due each fiscal year. As such, we deem it important to maintain a retained earnings balance in the Property Fund to be able to sustain the Fund's ability to pay for increasing premiums.

Division of Technology Services

Print Services – DTS currently projects Print Services retained earnings will decrease by \$181 thousand in fiscal year 2023. The Print Services rate was set lower than the cost to provide this service in fiscal year 2024. DTS plans to annually review and adjust rates and issue mid-year rebates, if necessary, to bring DTS Print Services into compliance with federal excess reserve guidelines by the end of fiscal year 2024.

Communication Services - The fiscal year 2024 rate was set to under recover the cost of providing this service by an additional \$425 thousand. Because the reductions to retained earnings were smaller than expected in fiscal year 2022 and are projected to be smaller than expected in fiscal year 2023, DTS will need an additional year to address this excess. DTS plans to annually review and adjust rates and issue mid-year rebates, if necessary, to bring DTS Communication Services into compliance with federal excess reserve guidelines by the end of fiscal year 2025.

Network Services - DTS anticipates significant expenses to this product in fiscal year 2023 as DTS upgrades the aging network infrastructure and as the demand for network services continues to increase (e.g. Agencies are asking for increased bandwidth). Upgrades to the infrastructure have been more complex than originally estimated, which has delayed the majority of this expense to fiscal year 2023. DTS projects the Network Services retained earnings will decrease by nearly \$1 million in fiscal year 2023. DTS plans to annually review and adjust rates and issue mid-year rebates, if necessary, to bring DTS Network Services into compliance with federal excess reserve guidelines by the end of fiscal year 2023.

Mainframe Services - This product will be coming to an end by fiscal year 2024. As the product ends, DTS will issue a rebate to reduce retained earnings to the agencies using the system. DTS plans to issue a credit in fiscal year 2023 which will bring Mainframe Services into compliance.

Schedule of Findings and Questioned Costs

Part III. Findings and Questioned Costs for Federal Awards Various Federal Agencies

Division of Human Resource Management

Human Resources Core Services - The Division of Human Resource Management (DHRM) projects DHRM Core Services expenses to increase in fiscal year 2023 and future years. The DHRM Core Services excess reserves was the result of an error correction. In an effort to decrease these excess reserves, DHRM has not requested a rate increase for DHRM Core Services, though we do anticipate costs to increase. We will continue to annually review and adjust the DHRM Core Services rate and, if necessary, issue refunds or rebates to ensure DHRM Core Services is in compliance with federal excess reserve guidelines by the end of fiscal year 2024.

2022-028. Working Capital Reserves in Excess of Federal Guidelines
(Public Employees Health Plan)

Federal Agency: Various

Assistance Listing Number and Title: Various

Federal Award Number: Various

Questioned Costs: Undeterminable

Pass-through Entity: N/A

Prior Year Single Audit Report Finding Number: 2021-026; 2020-039; 2019-026; 2018-036; 2017-023; 2016-039; 2015-050; 2014-042; 2013-050; 2012 12-53; 2011 11-58

As of June 30, 2022, the Public Employees Health Program (PEHP) held working capital reserves in excess of federal guidelines as follows below.

Program	Excess # of Days in Reserve	Excess Amount in Reserve
Long-Term Disability	4,034	\$ 22,867,602
Medicare Supplement	122	\$ 19,550,895

2 CFR part 200, Appendix V, paragraph G.2, generally allows a working capital reserve as part of retained earnings of up to 60 days' cash expenses for normal operating purposes. The inherent difficulty of accurately estimating expenses led to excess reserves. Excess reserves could result in a federal liability since federal programs share an interest in the reserves.

Schedule of Findings and Questioned Costs

Part III. Findings and Questioned Costs for Federal Awards Various Federal Agencies

Recommendation:

Depending on the business requirements, we recommend PEHP:

1. Reduce excess working capital reserves, or
2. Obtain a waiver from the federal cost negotiator allowing an increase in the number of days of working capital allowed to comply with federal guidelines.

PEHP's Response:

Long-term Disability

PEHP operates as a fully functioning third party-administrator for Long-term Disability benefits for the state of Utah and other public entities in Utah. Consequently, the reserves that PEHP holds and administers for the state of Utah do not relate to the payment of premium but the payment of ongoing, multi-year benefits for plan participants. These are vested benefits that PEHP would be required to pay on behalf the state for plan recipients, even if the program was discontinued and premiums were no longer collected. Because of this, PEHP will return excess premiums identified by our outside actuary while also seeking to obtain a waiver from the federal cost negotiator during 2023 to allow an increase in the number of days of working capital in compliance with federal guidelines.

Medicare Supplement

PEHP operates as a fully functioning third party-administrator for Medicare Supplement and Part D benefits for the state of Utah and other public entities in Utah. Consequently, the reserves that PEHP holds and administers for the state of Utah do not relate to the payment of premium but the payment of ongoing benefits for plan participants. During 2023, PEHP will seek to obtain a waiver from the federal cost negotiator to allow an increase in the number of days of working capital in compliance with federal guidelines on three grounds. First, the volatile nature of Part D pharmacy claims. Second, the relatively small dollar amount associated with Medicare premiums that can create a higher level of potential volatility. Third, the relatively small number of members covered by PEHP's Medicare products that can also create a higher level of potential volatility.

Corrective Action Plan



State of Utah

SPENCER J. COX
Governor

DEIDRE M. HENDERSON
Lieutenant Governor

Department of Government Operations
Division of Finance

JENNEY REES
Executive Director

JANICA M. GINES, CPA
Division Director

February 28, 2023

John Dougall
State Auditor
Office of the Utah State Auditor
Utah State Capitol Complex Suite E310
Salt Lake City, Utah 84114

Dear Mr. Dougall,

Enclosed with this letter is the State of Utah's Corrective Action Plan for the audit findings in the fiscal year 2022 single audit report.

The State's Corrective Action Plan is a compilation of the corrective action plan information provided to us by the applicable state agencies. The Corrective Action Plan document is prepared in conjunction with your fiscal year 2022 single audit. We believe it satisfies the requirements in the Federal *Uniform Administrative Requirements, Cost Principles, and Audit Requirements for Federal Awards* §200.511(c) for a corrective action plan.

We appreciate the efforts of the Office of the Utah State Auditor in completing the Single Audit for the State for fiscal year 2022. If you have any questions regarding this Corrective Action Plan, please do not hesitate to contact our office.

Sincerely,

Janica Gines, CPA
Director of Finance
Attachment

State of Utah Single Audit Corrective Action Plan

For the Year Ended June 30, 2022

FINDINGS RELATING TO THE FINANCIAL STATEMENTS:

2022-001. Incomplete Accounting for UDOT Construction and Capital Asset Activity for Financial Reporting

State Agency: Department of Government Operations

The Construction in Progress Schedule prepared by UDOT and used by State Finance contains and tracks approximately 600 projects. State Finance relies on UDOT to delineate when projects are closed and if projects should be capitalized since those determinations are performed by UDOT project managers.

Once the auditors identified 3 projects with errors of approximately \$159 million and concluded their testwork, State Finance worked with UDOT to recreate the schedule and identified 16 additional projects which were not properly stated with project costs of approximately \$996 million. Through the recreation process, State Finance determined that the general ledger report used by UDOT to create the schedule was incomplete and that UDOT had improperly included costs that should have been expensed in prior years as well as projects that were closed and should have been removed.

State Finance will provide training to UDOT personnel regarding the proper recognition of construction in progress, infrastructure, and related expenditures. State Finance will also meet each year with UDOT to discuss the methods used to develop the schedule to ensure they are consistent with policies, procedures, and GAAP. State Finance will also review in more detail UDOT's schedule of infrastructure projects to determine that projects are properly recorded, classified and reported.

Contact Person: Patricia Nelson (patriciarnelson@utah.gov), Assistant State Comptroller, State Division of Finance

Anticipated Correction Date: June 30, 2023

2022-002. Errors in Annual Financial Reporting Preparation Process

State Agency: Department of Government Operations

The Utah Department of Transportation (UDOT) prepares a schedule of construction in progress for infrastructure. The Division of Finance (State Finance) relies on the professional expertise and system of internal controls of UDOT in preparing and reviewing the schedule. State Finance also performs limited analytical procedures on the balances to determine they are reasonable, which also includes agreeing the amounts reported to the State's general ledger system. See management's additional corrective action plans in finding No. 2.

The vast majority of the state's excess cash is held (or pooled) within the State's Public Treasurer's Investment Fund (PTIF). The cash is then invested by the PTIF in various cash equivalents and investments. Governmental accounting standards allow significant latitude on how to report shares in an internal investment pool by stating that "each fund with a position in the internal investment pool should report its position as, for example, equity in cash management pool, equity in internal investment pool, cash and cash equivalents, or investments" (see GASB Codification 150.721-12). For the State of Utah, previous to fiscal year 2022, each fund's share of the PTIF was reported as either "cash or cash equivalents" or "investments" depending on an internal policy. This classification of the fund's share of the PTIF was not disclosed in prior years. During fiscal year 2022, a large portion of PITF shares previously reported as "investments" were instead reported as "cash

State of Utah Single Audit Corrective Action Plan

For the Year Ended June 30, 2022

and cash equivalents” due to a change in the internal policy. Additionally, funds that now reported their PTIF shares as only “cash and cash equivalents” still properly reflected an “Investment Income (Loss)” since shares held in the PTIF are required to be adjusted to fair value. Although in accordance with governmental accounting, reporting investment income/loss without also reporting investments, created an inconsistency. This inconsistency, combined with the significant shift in reporting the majority of PITF shares as “cash and cash equivalents” created a larger inconsistency from prior years since previous year’s financial statements did not disclose the nature of the State’s internal share of the PTIF or the policy on how it was reported.

To be more transparent, the State Finance changed the internal policy to instead reflect all shares in the PTIF as “Pooled Cash and Investments” in the financial statements. Additional note disclosures were also added describing how excess cash is pooled within the PTIF. This significant change in policy was also disclosed in the financial statements.

Contact Person: Patricia Nelson (patriciarnelson@utah.gov), Assistant State Comptroller, State Division of Finance

Anticipated Correction Date: June 30, 2023

2022-003. Control Procedures Failed to Ensure Surplus Calculation Complied with State Code

State Agency: Department of Government Operations

While the calculation template used to calculate the surplus is aligned with the Utah Code 63J-1- 313(3)(a)(iii), the beginning balance amount used in the calculation was incorrect. The Division of Finance will perform additional, more detailed reviews of the financial inputs used in the calculation, ensuring those figures agree to the State’s general ledger.

Contact Person: Patricia Nelson (patriciarnelson@utah.gov), Assistant State Comptroller, State Division of Finance

Anticipated Correction Date: June 30, 2023

State of Utah Single Audit Corrective Action Plan

For the Year Ended June 30, 2022

FINDINGS RELATING TO FEDERAL AWARDS:

U.S. Department of Education:

2022-004. Food Commodity Shipments, Disbursements, and Inventory Not Tracked

State Agency: Utah State Board of Education

Federal Program: Emergency Food Assistance Program (Food Commodities)

“State agencies, sub distributing agencies, and eligible recipient agencies must maintain records to document the receipt, disposal, and inventory of commodities received under this part that they, in turn, distribute to eligible recipient agencies. (7 CFR 251.10(a)(1)” Therefore, as the distributing agency, the USBE Child Nutrition Program (CNP), shares responsibility for accountability of commodities the state of Utah receives as part of The Emergency Food Assistance Program (TEFAP) with the Utah Food Bank (UFB)—the sub distributing agency. The collaborative relationship between CNP and UFB, and maintenance of sufficient records, resulted in resolution of the initial differences calculated as part of the audit.

As required by 7 CFR 251.10(e), CNP monitors the operation of TEFAP, including performance of required annual reviews of recipients, and of physical inventory. In addition to the monitoring procedures currently in place, CNP will enact a policy to reconcile book inventories of donated foods at least annually as required by 7 CFR 250.12(b).

Contact Person(s):

Michelle Martin, USBE Program Development Coordinator, 801-538-7687

Melissa Cowder, USBE Food Distribution Specialist, 801-538-7697

Anticipated Correction Date: USBE will develop a policy by September 30, 2022, that will outline procedures to reconcile book inventories of donated foods annually. Reconciliation will be based on the federal fiscal year.

2022-005. Federal Funds Received Were Not Disbursed or Refunded Within Required Timeframe

State Agency: Utah State University

Federal Program: Student Financial Assistance Cluster

Utah State University will change its process for requesting federal funds in advance. The Controller’s Office will down less than the full amount of the estimated financial aid disbursement amounts to be issued to students, as calculated by the University’s Financial Aid Office at the first of each semester.

The Controller’s Office personnel will then review federal financial aid disbursements within three days of receiving the advance draw in order to return any undisbursed funds to the Department of Education within the required timeframe. Federal financial aid funds will then be drawn down on an on-going basis as additional federal financial aid funds are disbursed to students during the semester.

Contact Person: Jennifer Jenkins, Manager of Sponsored Programs Accounting, 435-797-1077

Completion date: October 31, 2022

State of Utah Single Audit Corrective Action Plan

For the Year Ended June 30, 2022

U.S. Department of Health and Human Services:

2022-006. Foster Care Eligibility Controls Not Completed in a Timely Manner

State Agency: Department of Health and Human Services

Federal Program: Foster Care Title IV-E

The Department concurs with this recommendation. The agency is in the process of building an integrated eligibility team and will increase its capacity by having three team leads and one support coordinator III to support the eligibility review process.

Anticipated Correction Date: June 30, 2023

Contact Person: Tracy Wiggill, Eligibility Program Manager, twiggill@utah.gov

2022-007. Annual Medicaid Eligibility Reviews Not Completed

State Agency: Department of Health and Human Services; Department of Workforce Services

Federal Program: Medicaid Cluster

Department of Health and Human Services

The Department concurs with this recommendation. The Department will coordinate with the Department of Workforce Services (DWS) to whom we have delegated authority to perform eligibility determinations for Medicaid and CHIP and will ensure that DWS properly follows policy sections 721-1.A.1.b.i and COVID-19 Q & A question 10. DWS will train staff on proper use of the asset verification system, as well as remind staff on the review policy. DWS' Performance Review Team will also review a sample of cases to ensure compliance with these policies.

Anticipated Correction Date: February 28, 2023

Contact Person: Michelle Smith, Assistant Office Director, Office of Eligibility Policy, michellesmith@utah.gov

Department of Workforce Services

The Department will coordinate with the Department of Health and Human Services (DHHS) and ensure policy sections 721-1.A.1.b.i and COVID-19 Q & A Question 10 are followed properly. We will train staff on proper use of the asset verification system, as well as remind staff of the review policy.

Contact Person: Muris Prses - Assistant Director, Systems and Policy 801-526-9831

Anticipated Correction Date: February 2023

State of Utah Single Audit Corrective Action Plan

For the Year Ended June 30, 2022

2022-008. Use of Appropriate National Correct Coding Initiative (NCCI) Edit Files Not Verified

State Agency: Department of Health and Human Services

Federal Program: Medicaid Cluster

The Department concurs with this recommendation. The Division successfully created and tested a comparison file. The division will continue to work to resolve audit concerns. Implementation in production is set for November 2022.

Anticipated Correction Date: November 30, 2022

Contact Person: Shandi Adamson, Director, Office of Medicaid Operations, shandiadamson@utah.gov

2022-009. Required Audits of MCO Encounter and Financial Data Not Conducted

State Agency: Department of Health and Human Services

Federal Program: Medicaid Cluster

The Department concurs with this recommendation. The Department will coordinate with the Utah OIG to audit these encounters and/or conduct these periodic audits with Medicaid staff. The results will be posted on the Utah Medicaid website.

Anticipated Correction Date: September 30, 2023

Contact Person: Gregory Trollan, Director, Office of Managed Health Care, gtrollan@utah.gov

2022-010. Medical Loss Ratio Report Lacked Two Required Elements

State Agency: Department of Health and Human Services

Federal Program: Medicaid Cluster

The Department concurs with this recommendation. The Department will ensure that all required elements of the MLR are received by having DHHS staff review elements of the MLR to ensure they are complete.

Anticipated Correction Date: January 31, 2023

Contact Person: Gregory Trollan, Director, Office of Managed Health Care, gtrollan@utah.gov

2022-011. Sufficiently-Detailed PIC Meeting Minutes Not Maintained

State Agency: Department of Health and Human Services

Federal Program: Medicaid Cluster

The Department concurs with this recommendation. The MOU between OIG and DIH/Medicaid and the PIC bylaws define that meeting minutes will be taken with each PIC Committee. These meeting minutes will be reviewed at the following PIC Committee meeting and voted on for approval.

PIC bylaws specifically state:

“To keep written minutes of all Committee meetings, with assistance of staff, including:

- Date, time, and place of meeting;
- Names of members present, absent, and excused;

State of Utah Single Audit Corrective Action Plan

For the Year Ended June 30, 2022

- Substance of all matters proposed, discussed or decided and a record of votes taken;
- Names of all other individuals who appeared and the substance in brief of their testimony;
- Any other information that any member requests to be entered in the minutes.”

Anticipated Correction Date: June 31, 2023

Contact Person: Jennifer Strohecker, Director Division of Integrated Healthcare, jstrohecker@utah.gov

2022-012. Subawards for SAPT Not Included in FFATA Reports

State Agency: Department of Health and Human Services

Federal Program: Substance Abuse and Prevention Program

The Department concurs with this recommendation. We agree to properly report the subaward information beginning with SFY23.

Anticipated Correction Date: November 30, 2022

Contact Person: Mark Meier, Financial Manager II, markmeier@utah.gov, and Kyle Larsen, Administrative Services Director, kblarson@utah.gov

2022-013. Missing/Untimely Submissions and Errors in FFATA Reporting

State Agency: Department of Workforce Services

Federal Program: Vocational Rehabilitation, Emergency Rental Assistance Program, Low-Income Home Energy Assistance Program, CCDF Cluster

The errors cited by the auditors occurred prior to the corrective actions taken by the Department of Workforce Services for prior year finding 2021-006, as described below, which were fully implemented as of June 30, 2022.

The Department centralized the contracts teams and standardized contract processes across the Department. This centralization enabled the contracts team to create and maintain a comprehensive contracts database which contains pertinent data elements for each of the Department’s contracts, including contract execution dates, FFATA applicability, and whether applicable FFATA data has been reported on the FFATA Subaward Reporting System (FSRS). The Department also added certain fields in the contracts database which are being utilized to record when FFATA data is received by the contracts team from subrecipients and when the data is forwarded to finance personnel for entry on FSRS. Capturing these additional data elements allows for the generation of reports from the contracts database to identify any instances where FFATA is applicable but data has not been obtained or reported. These enhancements have improved the ability of finance personnel to reconcile FFATA data collected by the contracts team to the data reported on FSRS and are utilized regularly to review FFATA submissions to ensure timeliness, accuracy and completeness in reporting FFATA data.

Contact Person: Nathan Harrison, Finance Director, 801-526-9402

Anticipated Correction Date: June 30, 2022

State of Utah Single Audit Corrective Action Plan

For the Year Ended June 30, 2022

2022-014. Inadequate Monitoring of Child Care Health and Safety Inspections

State Agency: Department of Workforce Services

Federal Program: Child Care and Development Block Grant

The Department concurs with this recommendation. We agree to properly report the subaward information DHHS Child Care Licensing (CCL) managers review each licensor's inspection workload monthly, but have not been documenting the results. CCL managers will review the monthly results with each licensor and record summaries of their monthly desk reviews, including any findings in the Utah Performance Management (UPM) system. OCC will amend the contract with DHHS to maintain and follow written protocols to review licensing inspections. OCC will monitor this requirement during the annual contract monitoring.

Contact Person: Ann Stockham Mejia, OCC Child Care Subsidy Program Manager, (385) 315-2376
Anticipated Correction Date: February 1, 2023

2022-015. Subrecipients Not Tracked for Monitoring of Single Audit Reports

State Agency: Department of Workforce Services

Federal Program: Child Care and Development Block Grant

We have verified that the four omitted subrecipients have been audited as required. Three of the four received a single audit and had no findings related to subawards provided by DWS. The remaining subrecipient was not required to have a single audit. Queries designed to identify subrecipients have been updated and reviewed to ensure that they include all subrecipients. FINET coding has been created to more specifically identify payments to subrecipients. This coding has simplified the query, which will minimize the risk of errors in the future.

Contact Person: Van Christensen, Internal Audit Director, 801-808-0698
Anticipated Correction Date: June 30, 2022

State of Utah Single Audit Corrective Action Plan

For the Year Ended June 30, 2022

U.S. Department of Justice:

2022-016. FFATA Award Information Not Submitted for UOVC's 2020 Award & Inaccurate Information Submitted for 5 of UOVC's 2019 Subawards

State Agency: Commission on Criminal and Juvenile Justice

Federal Program: Crime Victim Assistance

UOVC will follow the Audit recommendation by entering the final award information into the FSRS website rather than preliminary information. This will be done timely and according to policy. The UOVC Grant Management Team, in alliance with the Federal Fund Financial Manager, will meet to discuss and determine the best way to implement a review process to ensure compliance and accuracy in correcting this audit finding.

Contact Person: Tallie Viteri, UOVC Asst. Director, Assistance Grant Program Mgr., 801-300-6605

Gary Scheller, UOVC Director, 801-227-9375

Mark Peterson, UOVC Financial Manager II, 801-793-8264

Anticipated Correction Date: June 30, 2023 (New Grant awards will take place July 2023)

2022-017. Three SF-425 Quarterly Reports Not Reviewed for Accuracy Prior to Submission

State Agency: Commission on Criminal and Juvenile Justice

Federal Program: Crime Victim Assistance

Financial Manager perform an independent review on all the SF-425 reports to ensure the information agrees to accounting records. This will include supporting documentation from FINET and any worksheets used to help with calculations to ensure accuracy in correcting this finding.

Contact Person: Mark Petersen, UOVC Financial Manager, 801-793-8264

Connie Wettlaufer, UOVC Admin. Asst., 801-238-2371

Madi Radcliff, UOVC Prog. Support Specialist, 801-238-2370

Gary Scheller, UOVC Director, 801-277-9375

Anticipated Correction Date: November 1, 2022

2022-018. Initial Eligibility Determination Not Documented for 3 Subrecipients

State Agency: Commission on Criminal and Juvenile Justice

Federal Program: Crime Victim Assistance

UOVC management will review standard policy and procedures with its Grant Management Team to provide training and make any necessary adjustments to ensure compliance with subrecipient eligibility determinations. The UOVC Grant Management Team, in alliance with the Federal Fund Financial Manager, will meet to discuss and determine a review process to ensure compliance of documentation.

Contact Person: Tallie Viteri, UOVC Asst. Director, Assistance Grant Program Mgr., 801-300-6605

Dale Oyler, UOVC VOCA Program Manager, 801-333-3521

Moriah Pease, UOVC VAWA & SASP Program Manager, 801-793-8264

Anticipated Correction Date: June 30, 2023 (New Grant Awards will take place July 2023)

State of Utah Single Audit Corrective Action Plan

For the Year Ended June 30, 2022

U.S. Department of the Treasury:

2022-019. Missing Documentation for Emergency Rental Assistance Payments

State Agency: Department of Workforce Services

Federal Program: Emergency Rental Assistance

A new process with updated procedures was implemented in March of 2022. This included adding two additional quality control analysts. We anticipate the program ending spring of 2023 based on remaining funds and current spend rate. For the next 4-6 months, monthly quality control reviews and training will occur with supervisors and staff.

Contact Person: Lyle Ward, ERA Program Manager

Anticipated Correction Date: November 30, 2022

2022-020. GOPB Overestimated Calculation for Revenue Loss Due to the Pandemic

State Agency: Governor's Office of Planning and Budget

Federal Program: Coronavirus State and Local Fiscal Recovery Funds

Now that better financial data is available, GOPB will recalculate the total revenue lost. Differences between the auditor's revenue loss calculation and GOPB's new revenue loss number will be reviewed using the Treasury Department's guidance. GOPB will again solicit input from experienced personnel from the Division of Finance and institutions of higher education. GOPB will request clarification from the Treasury Department on the treatment of unique revenue types that are not clearly addressed in the final rule and frequently asked questions. Where possible, GOPB will utilize official fiscal year financial reports to verify the reasonableness of calendar year revenue, which is not reported in official financial reports.

Before finalizing and reporting the updated revenue loss total, GOPB will share the calculation with the Division of Finance for concurrence. The revised revenue loss calculation will be reported to the Treasury Department in the next scheduled report due on April 30, 2023.

After finalizing the calendar year 2020 revenue loss calculation, GOPB will review SLFR budgets, obligations, and expenditures to ensure they do not exceed the allowable amount that can be allocated for the reported category of provision of government services. GOPB will revise budgets, project categories, compliance policies and procedures, and reporting, as necessary.

Contact Person: Duncan Evans, Senior Managing Director of Budget and Operations, 801-538-1592

Anticipated Correction Date: April 30, 2023

2022-021. Improper Controls and Monitoring of State and Local Fiscal Recovery Funds Activity

State Agency: Governor's Office of Planning and Budget

Federal Program: Coronavirus State and Local Fiscal Recovery Funds

GOPB will work with all agencies managing SLFRF projects to verify that adequate internal controls have been established to reduce the risk of errors and noncompliance. GOPB will provide a reference guide to agencies to help them develop and implement proper controls over allowable activities and costs. GOPB will update its

State of Utah Single Audit Corrective Action Plan

For the Year Ended June 30, 2022

policies and procedures to sample agency compliance, with a greater focus on agencies that have less experience administering federal funds.

To correct the \$15.00 of questioned costs made by the courts, GOPB will work with the courts to charge the questioned amount to a different funding source.

Contact Person: Duncan Evans, Senior Managing Director of Budget and Operations,
801-538-1592

Anticipated Correction Date: April 30, 2023

2022-022. Suspension and Debarment Not Verified Prior to Awarding Contracts

State Agency: Governor's Office of Planning and Budget

Federal Program: Coronavirus State and Local Fiscal Recovery Funds

GOPB will review its September 2022 guidance on requirements for SLFRF agreements and reissue the document to remind agencies of the need to perform timely suspension and debarment checks. GOPB will also provide training to agencies and remind them to include a suspension and debarment clause in contract agreements. GOPB will update the reference guide for agencies with standardized language about suspension and debarment checks to be used in new agreements. GOPB will include this review in its regular monitoring activities and sample contract agreements to verify inclusion of the appropriate contractual provisions.

Contact Person: Darcy Jaimez, Fiscal Grant Manager, 385-377-3373

Anticipated Correction Date: April 30, 2023

2022-023. Improper Spending and Monitoring of Coronavirus Relief Fund Activity

State Agency: Governor's Office of Planning and Budget

Federal Program: Coronavirus Relief Fund

GOPB will formally document eligibility for Thrive 125 grants and the state's COVID-19 response dashboard to prepare the state for future reviews by the Department of the Treasury. While closing out the CARES Act CRF grant, GOPB will review expenses allocated for liability insurance to determine if any additional costs should be adjusted to not be charged to the CRF or document if they are appropriately charged as direct costs.

Contact Person: Duncan Evans, Senior Managing Director of Budget and Operations, 801-538-1592

Anticipated Correction Date: April 10, 2023

2022-024. Underlying Accounting Data Does Not Support Coronavirus Relief Fund Quarterly Reports

State Agency: Governor's Office of Planning and Budget

Federal Program: Coronavirus Relief Fund

GOPB will continue to review its master CRF expenditure file and reconcile all reported CRF expenditures to FINET transactions. The reconciliation will account for original expenditure transactions, CRF expenditures that are booked when agencies are reimbursed for eligible transactions, and FEMA reimbursements for expenditures charged to the CRF.

State of Utah Single Audit Corrective Action Plan

For the Year Ended June 30, 2022

Contact Person: Duncan Evans, Senior Managing Director of Budget and Operations, 801-538-1592
Anticipated Correction Date: April 10, 2023

2022-025. CRF Subrecipient Single Audit Report Reviews Not Occurring

State Agency: Governor's Office of Planning and Budget
Federal Program: Coronavirus Relief Fund

GOPB has updated its policies and procedures to ensure notification is given to all awarded subrecipients to be compliant with 2 CFR 200.332(d) and the \$750,000 annual spending threshold. GOPB will annually perform a review of subrecipients and verify that entities likely exceeding the federal funds expenditure threshold have completed and submitted a single audit report published on the Federal Audit Clearinghouse website. Any entity needing a single audit that can not be located on the website will be notified of their lack of compliance. Additionally, each year a sample of CRF subrecipients single audits will be reviewed for noncompliance.

Contact Person: Duncan Evans, Senior Managing Director of Budget and Operations, 801-538-1592
Anticipated Correction Date: April 30, 2023

2022-026. Go Utah Did Not Implement Internal Controls for Subrecipient Monitoring Requirements

State Agency: Go Utah
Federal Program: Coronavirus State and Local Fiscal Recovery Funds

- a. **“Gain an understanding of subrecipient requirements and establish internal controls to ensure compliance with these requirements;”**
In order to achieve a sufficient internal control environment, additional controls are needed at both the agency and state levels. Therefore, the Economic Opportunity Office will work with the Governor's Office of Planning and Budget to create internal controls that, in addition to the ones already in place, create an environment that ensures compliance with federal requirements.
- b. **“Communicate all required federal award information to sub-recipients.”**
The Economic Opportunity Office will work with the Attorney General's Office to include all required federal award information with the sub-recipient's granting contracts.

Contact Person: Kamron Dalton, Managing Director of Operations (COO), 801-538-8677
Anticipated Correction Date: July 1, 2023

State of Utah Single Audit Corrective Action Plan

For the Year Ended June 30, 2022

Various Federal Agencies:

2022-027. Working Capital Reserves in Excess of Federal Guidelines

State Agency: Department of Government Operations

Federal Program: Various

Division of Purchasing and General Services

Cooperative Contract Management – Public entities in Utah rely on the Division of Purchasing and General Services (State Purchasing) to maintain the cooperative contract program to help with public procurement in Utah. The usage of state cooperative contracts by public entities increased dramatically this past year resulting in a corresponding increase in the collection of administrative fees. State Purchasing still continues to decrease the administrative fees on state cooperative contracts as each contract expires and is rebid. This is a slow process since State Purchasing has nearly 1,200 cooperative contracts that expire only every five years. Although State Purchasing is allowed under law to collect up to a 1.0% administrative fee on each cooperative contract, currently the average administrative fee is 0.38%. State Purchasing has also requested the Utah Legislature to appropriate out a portion of the excess reserves in this fund in fiscal year 2023. The calculation for the refund of the federal portion of this transfer out will be submitted to Cost Allocation Services for review and approval when this transfer is complete.

Federal and State Surplus Property - Due to the completion of the new Utah State Prison, Surplus Property anticipates relocating by the end of calendar year 2023. At that time, Federal and State Surplus will need to use their working capital reserve funds for the costs of moving to and furnishing their new location. These additional expenses should eliminate these excess reserves by December 2023.

Contact Person: Windy Aphayrath (waphayrath@utah.gov), Division Director, Division of Purchasing & General Services

Anticipated Correction Date: December 30, 2023

Purchasing Cards – The Division of Finance (State Finance) is in the process of implementing a new travel and expense reporting system for all State agencies to simplify travel approvals, travel reimbursements, and reduce the administrative burden for the purchasing card (p-card) expense reports on State agency personnel. To cover system implementation costs, State Finance elected not to distribute the rebates received from U.S. Bank related to State agency p-card spending for calendar years 2021 and 2022. Rebates were still passed through to participating entities external to the primary government. The anticipated completion date for the system is the end of calendar year 2023. State Finance will review annually the costs of the system, develop a cost allocation strategy between the Travel and P-Card programs, adjust travel rates to cover the travel program's ongoing costs, and distribute any remaining p-card rebates to State agencies respective to their spend. This effort will reduce and/or eliminate excess federal reserves by the end of fiscal year 2024.

Contact Person: Allyson Branch (abbranch@utah.gov), Manager of Accounting Operations, State Division of Finance

Anticipated Correction Date: June 30, 2024

Division of Risk Management

Workers' Compensation Fund & Property– We requested approval in the current legislative session to transfer \$2,000,000 out of the Workers Compensation Fund and into the Property Fund. We will submit the calculation for the refund of the federal portion of this transfer to Cost Allocation Services for their review and approval when this transfer is completed. Additionally, in FY 2023, the premiums charged for workers compensation

State of Utah Single Audit Corrective Action Plan

For the Year Ended June 30, 2022

have been reduced 26% from \$0.61 per \$100 to \$0.45 per \$100. The property commercial insurance market and the Property Fund are experiencing enormous year-over-year premium increases. We have seen a doubling of premiums in the last five years, from \$14,000,000 to \$28,000,000. Additionally, the budget process requires that we project funding 1-2 years in advance before we can enact rate increases to pay the excess insurance premiums that are due each fiscal year. As such, we deem it important to maintain a retained earnings balance in the Property Fund to be able to sustain the Fund's ability to pay for increasing premiums.

Contact Person: Rachel Terry (rachelgterry@utah.gov), Division Director, Division of Risk Management
Anticipated Correction Date: June 30, 2023

Division of Technology Services

Print Services – DTS currently projects Print Services retained earnings will decrease by \$181 thousand in fiscal year 2023. The Print Services rate was set lower than the cost to provide this service in fiscal year 2024. DTS plans to annually review and adjust rates and issue mid-year rebates, if necessary, to bring DTS Print Services into compliance with federal excess reserve guidelines by the end of fiscal year 2024.

Communication Services - The fiscal year 2024 rate was set to under recover the cost of providing this service by an additional \$425 thousand. Because the reductions to retained earnings were smaller than expected in fiscal year 2022 and are projected to be smaller than expected in fiscal year 2023, DTS will need an additional year to address this excess. DTS plans to annually review and adjust rates and issue mid-year rebates, if necessary, to bring DTS Communication Services into compliance with federal excess reserve guidelines by the end of fiscal year 2025.

Network Services - DTS anticipates significant expenses to this product in fiscal year 2023 as DTS upgrades the aging network infrastructure and as the demand for network services continues to increase (e.g. Agencies are asking for increased bandwidth). Upgrades to the infrastructure have been more complex than originally estimated, which has delayed the majority of this expense to fiscal year 2023. DTS projects the Network Services retained earnings will decrease by nearly \$1 million in fiscal year 2023. DTS plans to annually review and adjust rates and issue mid-year rebates, if necessary, to bring DTS Network Services into compliance with federal excess reserve guidelines by the end of fiscal year 2023.

Mainframe Services - This product will be coming to an end by fiscal year 2024. As the product ends, DTS will issue a rebate to reduce retained earnings to the agencies using the system. DTS plans to issue a credit in fiscal year 2023 which will bring Mainframe Services into compliance.

Contact Person: Dan Frei (dfrei@utah.gov), Finance Director, Division of Technology Services
Anticipated Correction Date: June 30, 2025

Division of Human Resource Management

Human Resources Core Services - The Division of Human Resource Management (DHRM) projects DHRM Core Services expenses to increase in fiscal year 2023 and future years. The DHRM Core Services excess reserves was the result of an error correction. In an effort to decrease these excess reserves, DHRM has not requested a rate increase for DHRM Core Services, though we do anticipate costs to increase. We will continue to annually review and adjust the DHRM Core Services rate and, if necessary, issue refunds or rebates to ensure DHRM Core Services is in compliance with federal excess reserve guidelines by the end of fiscal year 2024.

Contact Person: Jake Hennessy (jakehennessy@utah.gov), Finance Director, Department of Government Operations
Anticipated Correction Date: June 30, 2024

State of Utah Single Audit Corrective Action Plan

For the Year Ended June 30, 2022

2022-028. Working Capital Reserves in Excess of Federal Guidelines

State Agency: Public Employees Health Plan

Federal Program: Various

Long-term Disability

PEHP operates as a fully functioning third party-administrator for Long-term Disability benefits for the state of Utah and other public entities in Utah. Consequently, the reserves that PEHP holds and administers for the state of Utah do not relate to the payment of premium but the payment of ongoing, multi-year benefits for plan participants. These are vested benefits that PEHP would be required to pay on behalf the state for plan recipients, even if the program was discontinued and premiums were no longer collected. Because of this, PEHP will return excess premiums identified by our outside actuary while also seeking to obtain a waiver from the federal cost negotiator during 2023 to allow an increase in the number of days of working capital in compliance with federal guidelines.

Medicare Supplement

PEHP operates as a fully functioning third party-administrator for Medicare Supplement and Part D benefits for the state of Utah and other public entities in Utah. Consequently, the reserves that PEHP holds and administers for the state of Utah do not relate to the payment of premium but the payment of ongoing benefits for plan participants. During 2023, PEHP will seek to obtain a waiver from the federal cost negotiator to allow an increase in the number of days of working capital in compliance with federal guidelines on three grounds. First, the volatile nature of Part D pharmacy claims. Second, the relatively small dollar amount associated with Medicare premiums that can create a higher level of potential volatility. Third, the relatively small number of members covered by PEHP's Medicare products that can also create a higher level of potential volatility.

Contact Person: Rob Dolphin, CFO

Anticipated Completion Date: June 30, 2024

(This page intentionally left blank)

Summary Schedule of Prior Audit Findings

SUMMARY SCHEDULE OF PRIOR AUDIT FINDINGS

For years prior to the year ended June 30, 2022

Status as of June 30, 2022

U.S. DEPARTMENT OF AGRICULTURE

Finding	Initial Year	Status of Findings and Questioned Costs
2020-004	2017	<p>Finding: SNAP Benefit Issuance Reconciliation Differences Go Unresolved (Department of Workforce Services)</p> <p>Status: Implemented - Corrective Action Taken</p>

SUMMARY SCHEDULE OF PRIOR AUDIT FINDINGS

For years prior to the year ended June 30, 2022

Status as of June 30, 2022

U.S. DEPARTMENT OF EDUCATION

Finding	Initial Year	Status of Findings and Questioned Costs
2019-007	2019	<p>Finding: Untimely and Inaccurate Enrollment Reporting (Southern Utah University)</p> <p>Status: Implemented – corrective action taken</p>
2020-005	2020	<p>Finding: Contract Addendum Noncompliant with Federal Procurement Regulations (Snow College)</p> <p>Status: Implemented – Corrective Action Taken</p>

SUMMARY SCHEDULE OF PRIOR AUDIT FINDINGS

For years prior to the year ended June 30, 2022

Status as of June 30, 2022

U.S. DEPARTMENT OF HEALTH AND HUMAN SERVICES

Finding	Initial Year	Status of Findings and Questioned Costs
2020-008	2020	<p>Finding: Use of Appropriate National Correct Coding Initiative (NCCI) Edit Files Not Verified (Department of Health and Human Services)</p> <p>Status: Partially corrected. Repeated in the current fiscal year, see finding 2022-008.</p> <p>Reasons for Recurrence: The Division is working to resolve audit concern.</p> <p>Partial Corrective Action Taken: Division successfully created and tested comparison file.</p> <p>Corrective Action Planned: Division will continue to work to resolve audit concern and can discuss further with auditors.</p> <p>Contact Person: Shandi Adamson, Medicaid Operations, 801-793-7261 Anticipated Completion Date: October 2022</p>
2020-010	2017	<p>Finding: LIHEAP Benefit Overpayments Due to Improper Eligibility Decisions (Department of Workforce Services)</p> <p>Status: Implemented – corrective action taken</p>
2020-011	2020	<p>Finding: LIHEAP Reporting Errors and Untimely Submissions (Department of Workforce Services)</p> <p>Status: Implemented - Corrective Action Taken</p>
2021-005	2021	<p>Finding: LIHEAP CARES Act and Supplemental Payments Did Not Align with Policy and Award Terms (Department of Workforce Services)</p> <p>Questioned Costs: \$1,080,846 (2021 UTLIEA) and \$1,461,846 (2021 UTE5C3-CARES Act).</p> <p>Status: Implemented - Corrective Action Taken. The department has not received a management decision regarding the questioned costs</p>
2021-006	2021	<p>Finding: Errors and Untimely Submissions for FFATA Reporting in TANF and LIHEAP Programs (Department of Workforce Services)</p> <p>Status: Repeated in the current fiscal year, see finding 2022-013.</p>

SUMMARY SCHEDULE OF PRIOR AUDIT FINDINGS

For years prior to the year ended June 30, 2022

Status as of June 30, 2022

U.S. DEPARTMENT OF HEALTH AND HUMAN SERVICES

Finding	Initial Year	Status of Findings and Questioned Costs
		<p>Reasons for Recurrence: Corrective action was taken as noted in the department’s response to the prior year finding; however, the corrective action was not fully implemented until the end of the current fiscal year (June 30, 2022).</p> <p>Partial Corrective Action Taken: The department centralized the contracts teams and standardized contract processes across the department. This centralization enabled the contracts team to create and maintain a comprehensive contracts database which contains pertinent data elements for each of the department’s contracts, including contract execution dates, FFATA applicability, and whether applicable FFATA data has been reported on the FFATA Subaward Reporting System (FSRS). The department also added certain fields in the contracts database which are being utilized to record when FFATA data is received by the contracts team from subrecipients and when the data is forwarded to finance personnel for entry on FSRS. Capturing these additional data elements allows for the generation of reports from the contracts database to identify any instances where FFATA is applicable but data has not been obtained and/or reported. These enhancements have improved the ability of finance personnel to reconcile FFATA data collected by the contracts team to the data reported on FSRS.</p> <p>Corrective Action Planned: The tools described above are utilized to regularly review FFATA submissions to ensure timeliness, accuracy, and completeness in reporting FFATA data. The corrective action was fully implemented as of June 30, 2022.</p> <p>Contact Person: Nathan Harrison, Finance Director, 801-526-9402 Anticipated Completion Date: June 30, 2022</p>
2021-007	2021	<p>Finding: Internal Review Did Not Detect Errors in TANF ACF-209 Reports (Department of Workforce Services)</p> <p>Status: Not Corrected</p> <p>Reasons for Recurrence: The State Fiscal Year 2021 single audit management letter was issued to the department on June 7, 2022 leaving little time for corrective action between the report date and the end of the fiscal year.</p> <p>Partial Corrective Action Taken: Two of the items identified in ACF-209 Q1 test work were identified by the department as a report coding issue and corrected as of June 15, 2021.</p>

SUMMARY SCHEDULE OF PRIOR AUDIT FINDINGS

For years prior to the year ended June 30, 2022

Status as of June 30, 2022

U.S. DEPARTMENT OF HEALTH AND HUMAN SERVICES

Finding	Initial Year	Status of Findings and Questioned Costs
		<p>Corrective Action Planned: On July 18, 2022 program staff received training and the program manger began a second set of eyes review of the report prior to report submission. All data discrepancies continue to be reviewed with MIS reporting staff to identify fixes and correct coding errors.</p> <p>Contact Person: Elizabeth Carver, Workforce Development Division Director, 801-514-1017 Anticipated Completion Date: August 31, 2022</p>
2021-008	2020	<p>Finding: Leave and Fringe Benefits Charged to Disproportionately to Federal Activities (Department of Health and Human Services)</p> <p>Questioned Costs: \$8,406. The Department of Health and Human Services has not received a management decision regarding the questioned costs.</p> <p>Corrective Action Planned: Implemented – corrective action taken.</p>
2021-009	2018	<p>Finding: Subawards for SSBG & MHBG Not Included in FFATA Reports (Department of Health and Human Services)</p> <p>Status: Not corrected.</p> <p>Corrective Action Planned: The Department was not using correct information for the MHBG FAIN for FFATA. With this correction, FFATA information is able to be entered for MHBG and will be entered for SFY23 for MHBG. The anticipated correction date is still October 2022. The identified SSBG award information has been reported for FFATA purposes. MHBG reporting is contingent on the federal government. Follow-up has occurred to assist with FFATA reporting.</p> <p>Contact Person: Mark Meier, Financial Manager, 385-262-5105 Anticipated Completion Date: October 2022</p>
2021-010	2021	<p>Finding: Incorrect Benefit Rate Calculation and Personnel Charges to PRF Program (University of Utah)</p> <p>Questioned Costs: \$2,741,379.</p> <p>Status: Implemented – corrective action taken. The department has not received a management decision regarding the questioned costs.</p>

SUMMARY SCHEDULE OF PRIOR AUDIT FINDINGS

For years prior to the year ended June 30, 2022

Status as of June 30, 2022

U.S. DEPARTMENT OF HEALTH AND HUMAN SERVICES

Finding	Initial Year	Status of Findings and Questioned Costs
2021-011	2021	<p>Finding: Overstatement of Expenditures in the PRF Report (University of Utah)</p> <p>Status: Implemented – corrective action taken</p>
2021-012	2021	<p>Finding: Transactions Charged Twice to PRF Program (University of Utah)</p> <p>Questioned Costs: \$1,484</p> <p>Status: Implemented – corrective action taken</p>

SUMMARY SCHEDULE OF PRIOR AUDIT FINDINGS

For years prior to the year ended June 30, 2022

Status as of June 30, 2022

U.S. DEPARTMENT OF HOMELAND SECURITY

Finding	Initial Year	Status of Findings and Questioned Costs
2021-013	2021	<p>Finding: Absence of Monitoring Federal Funding Accountability and Transparency Act (FFATA) Reporting Resulted in Noncompliance (Department of Public Safety)</p> <p>Status: Not corrected</p> <p>Reasons for Recurrence: The Division of Emergency Management’s Federal Grants SOP has not been finalized to address controls for FFATA reporting.</p> <p>Corrective Action Planned: DPS/DEM plans to produce and implement an admin plan for federal awards to encompass all federal awards managed by the division. This plan will include an SOP for FFATA review and reporting. The Finance Manager will register for the FFATA submissions website and be responsible for submitting FFATA information as outlined in the upcoming Admin Plan. By implementing an SOP within our admin plan, we will ensure a control is in place and that the process for monitoring and meeting the requirement is clearly identified in perpetuity.</p> <p>Contact Person: Tanner Patterson, Financial Manager, Department of Public Safety, tpatterson@utah.gov Anticipated Completion Date: June 30, 2023</p>

SUMMARY SCHEDULE OF PRIOR AUDIT FINDINGS

For years prior to the year ended June 30, 2022

Status as of June 30, 2022

U.S. DEPARTMENT OF HOUSING AND URBAN DEVELOPMENT

Finding	Initial Year	Status of Findings and Questioned Costs
2020-016	2020	<p>Finding: Unallowable HOME Loan Write-Off and Other Improper Accounting Errors (Department of Workforce Services)</p> <p>Status: Implemented - Corrective Action Taken</p>
2021-014	2021	<p>Finding: HOME Subrecipient Monitoring Not Performed (Department of Workforce Services)</p> <p>Status: Implemented - corrective action taken</p>
2021-015	2021	<p>Finding: HOME Eligibility Determinations and Housing Quality Inspections Not Performed (Department of Workforce Services)</p> <p>Status: Implemented - corrective action taken</p>

SUMMARY SCHEDULE OF PRIOR AUDIT FINDINGS

For years prior to the year ended June 30, 2022

Status as of June 30, 2022

U.S. DEPARTMENT OF JUSTICE

Finding	Initial Year	Status of Findings and Questioned Costs
2020-018	2020	<p>Finding: Oversight of Federal Programs Should Be Strengthened (Commission on Criminal and Juvenile Justice)</p> <p>Status: Partially Corrected</p> <p>Reasons for Recurrence: UOVC worked on various aspects of the findings. Due to employee turnover, lack of understanding and lack of detailed monitoring this finding continued into 2022.</p> <p>Partial Corrective Action Taken: UOVC has been writing, implementing, and revising policies and procedures to establish and maintain effective internal controls. Procedures have been established to ensure compliance with Federal Statutes and Regulations with Grant Awards. UOVC has implemented processes to monitor their internal compliance which includes reviews and policies. UOVC worked with auditors to understand the audit findings to take action which will reduce/eliminate repeat findings. UOVC hired an accountant in June 2022 to provide additional oversight.</p> <p>Corrective Action Planned: UOVC will continue to write and revise policy to ensure compliance and improve oversight of federal programs. UOVC management will meet to update the policy and procedure manual with insight from new financial manager of federal grants.</p> <p>Contact Person: Gary Scheller, UOVC Director, 801-277-9375 Mark Petersen, UOVC Financial Manager II, 801-793-8264 Wendy Winder, UOVC Auditor III, 385-228-7825</p> <p>Anticipated Completion Date: December 31, 2022</p>
2020-019	2018	<p>Finding: UOVC Does Not Monitor Grant Expenditures to Ensure Spending in the Proper Period (Commission on Criminal and Juvenile Justice)</p> <p>Status: Partially Corrected</p> <p>Reasons for Recurrence: Still developing a process that will satisfy the desired outcome.</p> <p>Partial Corrective Action Taken: Program or activity codes are attached to each payment to identify federal or state funding. This helps assign the payments to separate award years and we track to ensure we don't overspend or charge outside the grant period. Budgets are set up in FINET per grant and subgrantees to enhance internal controls.</p>

SUMMARY SCHEDULE OF PRIOR AUDIT FINDINGS

For years prior to the year ended June 30, 2022

Status as of June 30, 2022

U.S. DEPARTMENT OF JUSTICE

Finding	Initial Year	Status of Findings and Questioned Costs
		<p>Corrective Action Planned: Review current processes and revise as needed to produce desired outcome.</p> <p>Contact Person: Gary Scheller, UOVC Director, 801-227-9375 Mark Petersen, UOVC Financial Manager II, 801-793-8264 Connie Wettlaufer, UOVC Admin Asst./Drawdown Specialist, 801-238-2371 Melanie Scarlet, UOVC Asst. Director, Reparations Program Manager, 801-238-2364 Anticipated Completion Date: June 30, 2023</p>
2020-020	2018	<p>Finding: Crime Victim Reparations Determined and Paid without Independent Review (Commission on Criminal and Juvenile Justice)</p> <p>Status: Partially Corrected and is no longer considered to be a significant deficiency.</p> <p>Reasons for Recurrence: Some prior actions were completed; however, the new database is still not live.</p> <p>Partial Corrective Action Taken: <i>Review Procedures:</i></p> <ol style="list-style-type: none"> 1. Monthly Reparation Leads will audit 10% of their team’s decisions. In addition, they will also cross audit each other. <ol style="list-style-type: none"> a. Run a report of decisions for the prior month and randomly select 10% to review. b. Review decision against audit checklist. c. Note that the claim was reviewed and the finding. d. Any questionable finding should be staffed with the Program Manager. 2. UOVC Accounting Technician reviews every payment against “audit checklist” prior to entering payment into FINET. Accounting Technician also reviews 10% of all payments for accuracy monthly. <p><i>Procedure for exceeding \$25,000 on a claim:</i></p> <ol style="list-style-type: none"> 1. The Claims Analyst must notify the Program Manager when a payment is the first to exceed \$25,000 on a claim. 2. The Program Manager will review to verify that the payment is in compliance with Statute and Rule and that the claim is appropriately documented. 3. The Program Manager will note the payment and claim have been reviewed and whether the Claims Analyst may make the payment. This review will only be for the first payment to exceed \$25,000. <p>Corrective Action Planned: <i>These procedures will be updated when the new database is live. Some</i></p>

SUMMARY SCHEDULE OF PRIOR AUDIT FINDINGS

For years prior to the year ended June 30, 2022

Status as of June 30, 2022

U.S. DEPARTMENT OF JUSTICE

Finding	Initial Year	Status of Findings and Questioned Costs
		<p><i>things to come in the database will include:</i></p> <ol style="list-style-type: none"> 1. A block for payments exceeding \$25,000 if the crime type listed does not qualify for more than \$25,000. 2. A box that will date and time stamp a claim with the name of the person who reviewed a payment or approval decision. 3. The ability for UOVC to pull data to audit without relying on DTS. <p>Contact Person: Gary Scheller, UOVC Director, 801-227-9375 Mark Petersen, UOVC Financial Manager II, 801-793-8264 Melanie Scarlet, UOVC Asst. Director, Reparations Program Manager, 801-238-2364</p> <p>Anticipated Completion Date: New Database – anticipated to be fully functioning by February 28, 2023.</p>
2020-021	2020	<p>Finding: Administrative Expenditures Exceeded the Allowable 5% Threshold (Commission on Criminal and Juvenile Justice)</p> <p>Status: Implemented – corrective action taken</p>
2020-022	2018	<p>Finding: Claims Management System Unable to Provide Accurate Performance Report Data (Commission on Criminal and Juvenile Justice)</p> <p>Status: Partially Corrected</p> <p>Reasons for Recurrence: UOVC is still waiting on DTS to finish the new database.</p> <p>Partial Corrective Action Taken: UOVC applied for and received a federal grant to develop a new database to address this finding and other internal issues. UOVC has committed additional funding as needed for this project.</p> <p>Corrective Action Planned: UOVC continues to work with DTS and checks on the progress each month.</p> <p>Contact Person: Gary Scheller, UOVC Director, 801-227-9375 Melanie Scarlet, UOVC Asst. Director, Reparations Program Manager, 801-238-2364 Mark Petersen, UOVC Financial Manager II, 801-793-8264</p> <p>Anticipated Completion Date: February 28, 2023</p>

SUMMARY SCHEDULE OF PRIOR AUDIT FINDINGS

For years prior to the year ended June 30, 2022

Status as of June 30, 2022

U.S. DEPARTMENT OF JUSTICE

Finding	Initial Year	Status of Findings and Questioned Costs
2020-023	2019	<p>Finding: Design of Subrecipient Monitoring Procedures Does Not Ensure Compliance with Federal Regulations (Commission on Criminal and Juvenile Justice)</p> <p>Status: Partially Corrected and is no longer considered to be a significant deficiency.</p> <p>Reasons for Recurrence: UOVC is still working on establishing adequate internal controls. A review process for the UOVC auditor(s) that monitor subrecipients is not fully developed.</p> <p>Partial Corrective Action Taken:</p> <ul style="list-style-type: none"> • <i>Communication of Key Federal Award Information:</i> Grant staff was trained on relevant policy and procedure. • <i>Risk Assessment at Subrecipient Level:</i> Updated the subrecipient risk assessment as well as policies and procedures to determine the appropriate monitoring for the subaward (including expanding the risk assessment policies and procedures to identify the appropriate levels of monitoring for each risk level). • <i>Desk and On-Site Reviews:</i> Finalized and implemented some policies and procedures regarding independent review of desk and on-site monitoring efforts. • <i>Review of Subrecipient Single Audits:</i> Finalized and implemented some policies and procedures regarding review of subrecipient single audits to ensure review of the single audit within the prescribed window. • UOVC auditors have developed an Audit Review Checklist to document key elements and results which is good but needs revised some. <p>Corrective Action Planned: UOVC will continue to work on internal controls and view various policy and procedure as it relates to subrecipient monitoring. UOVC will amend the Checklist and determine how to document the review so the auditors know it is being monitored and to ensure compliance with federal regulations.</p> <p>Contact Person: Gary Scheller, UOVC Director, 801-227-9375 Tallie Viteri, UOVC Asst. Director, Assistance Grants Program Mgr., 801-297-2620 Mark Petersen, UOVC Financial Manager II, 801-793-8264 Wendy Winder, UOVC Auditor III, 385-228-7825</p> <p>Anticipated Completion Date: June 30,2023</p>
2020-024	2017	<p>Finding: Federal Cash Draws Calculated Using Employee-Prepared Spreadsheet Instead of General Ledger (Commission on Criminal and Juvenile Justice)</p> <p>Status: Partially Corrected and is no longer considered to be a significant deficiency.</p>

SUMMARY SCHEDULE OF PRIOR AUDIT FINDINGS

For years prior to the year ended June 30, 2022

Status as of June 30, 2022

U.S. DEPARTMENT OF JUSTICE

Finding	Initial Year	Status of Findings and Questioned Costs
		<p>Reasons for Recurrence: UOVC used spreadsheets as a tool for their work. The spreadsheets were not reconciled with FINET to ensure the data was accurate.</p> <p>Partial Corrective Action Taken: FINET reports are run for each Grant - Federal cash draw. The reports are reconciled using spreadsheets to verify accuracy and ensure data is correct. FINET Reports are reviewed for allowability of expenditures by grant managers and approved if they are accurate. The Financial Manager provides a second review of the FINET records. Those approved amounts are sent to a staff member to “Draw” the specified amount from the specified grant. The Finance Manager reviews FINET for Receivables and Cash Receipts to verify draw amounts post correctly.</p> <p>Corrective Action Planned: UOVC will work on a more consistent schedule for pulling reports and initiating the draw requests. UOVC will update and revise the policy and procedures manual to help ensure compliance.</p> <p>Contact Person: Gary Scheller, UOVC Director, 801-227-9375 Tallie Viteri, UOVC Asst. Director, Assistance Grants Program Mgr., 801-297-2620 Mark Petersen, UOVC Financial Manager II, 801-793-8264 Connie Wettlaufer, UOVC Admin Asst./Drawdown Specialist, 801-238-2371</p> <p>Anticipated Completion Date: December 31,2022</p>
2020-025	2017	<p>Finding: Subrecipient-Reported Information Not Adequately Verified (Commission on Criminal and Juvenile Justice)</p> <p>Status: Partially Corrected</p> <p>Reasons for Recurrence: The guidance and recommendations from the state and federal entities are in conflict with one another.</p> <p>Partial Corrective Action Taken: UOVC has received extensive consultation from the federal funding entity regarding this finding and has provided draft policy and procedures to the federal funding entity for their review. The federal funding entity has provided written guidance and acceptance of UOVC’s policies and procedures regarding this finding.</p> <p>Corrective Action Planned: UOVC will continue to work to resolve differences between the state and federal entities.</p>

SUMMARY SCHEDULE OF PRIOR AUDIT FINDINGS

For years prior to the year ended June 30, 2022

Status as of June 30, 2022

U.S. DEPARTMENT OF JUSTICE

Finding	Initial Year	Status of Findings and Questioned Costs
		<p>Contact Person: Gary Scheller, UOVC Director, 801-227-9375 Tallie Viteri, UOVC Asst. Director, Assistance Grants Program Mgr., 801-297-2620 Mark Petersen, UOVC Financial Manager II, 801-793-8264 Anticipated Completion Date: June 30, 2023</p>
2020-026	2020	<p>Finding: Grant Expenditures Recorded Outside the Allowable Spending Period (Commission on Criminal and Juvenile Justice)</p> <p>Status: Implemented – corrective action taken</p>
2020-027	2020	<p>Finding: Quarterly Financial Report Did Not Agree to Accounting System (Commission on Criminal and Juvenile Justice)</p> <p>Status: Partially corrected—repeat finding in current fiscal year, see finding 2022-017.</p> <p>Reasons for Recurrence: The standalone spreadsheet was still used to prepare SF-425 reports as it contained other information not stored or recorded in FINET.</p> <p>Partial Corrective Action Taken: The standalone spreadsheet is kept on the state servers in a shared directory. FINET data is reconciled to a spreadsheet as a tool to ensure accuracy. UOVC tracks and reports sub-recipient match from UOVC’s Utah Grant Management System, since that is where sub-recipient match data is recorded. However, to further ensure the accuracy of recording and reporting of recipient match on line 10j for the federal financial report, the information is reconciled and verified that sub recipient match is properly recorded in the Utah Grants Management system. Any and all information reported in and available in FINET shall be used in the completion of all financial records.</p> <p>Corrective Action Planned: UOVC will review the SF-425 report and ensure all data available from FINET is used in preparation of that report. Data not available or obtainable from FINET that is required on the SF-425 will be computed from reconciled FINET data and the Grant Management System.</p> <p>Contact Person: Gary Scheller, UOVC Director, 801-227-9375 Mark Petersen, UOVC Financial Manager II, 801-793-8264 Tallie Viteri, UOVC Asst. Director, Assistance Grants Program Mgr., 801-297-2620 Anticipated Completion Date: January 31, 2023</p>

SUMMARY SCHEDULE OF PRIOR AUDIT FINDINGS

For years prior to the year ended June 30, 2021

Status as of June 30, 2021

U.S. DEPARTMENT OF LABOR

Finding	Initial Year	Status of Findings and Questioned Costs
2020-028	2020	<p>Finding: Mandatory Benefit Overpayment Detection Matches Not Performed for Pandemic Unemployment Assistance (Department of Workforce Services)</p> <p>Status: Implemented - corrective action taken</p>
2020-029	2020	<p>Finding: Incorrect Calculation of Pandemic Unemployment Assistance Benefits Results in Overpayment (Department of Workforce Services)</p> <p>Status: Implemented - corrective action taken</p>

SUMMARY SCHEDULE OF PRIOR AUDIT FINDINGS

For years prior to the year ended June 30, 2022

Status as of June 30, 2022

U.S. DEPARTMENT OF THE TREASURY

Finding	Initial Year	Status of Findings and Questioned Costs
2021-004	2021	<p>Finding: GOPB’s Oversight of Federal Pandemic Programs Should Be Strengthened (Governor’s Office of Planning and Budget)</p> <p>Status: Implemented - corrective action was taken</p>
2021-016	2021	<p>Finding: Missing Documentation for Emergency Rental Assistance Payments (Department of Workforce Services)</p> <p>Questioned Costs: \$1,000.</p> <p>Status: Repeated in the current fiscal year, see finding 2022-019</p> <p>Reasons for Recurrence: Corrective action was taken as noted in the department’s response to the prior year finding; however, the current year audit has found similar errors. Part of the prior year corrective action plan was to move application processing from local agency partners to DWS. This gave the department greater control over hiring, training and work flow, but also created the need to train and develop new staff. As newer staff continue to receive training and support, we expect that errors will decrease.</p> <p>Partial Corrective Action Taken: As noted above, processing of ERA tenant applications was moved from local agency partners to DWS as of January 1, 2022. This provided the department with greater control over the hiring, training, and the work flow of processing applications. Significant system enhancements have also been made to the ERA online portal. Additionally, a more robust quality control check of processed applications has been created. Five quality control auditors have been trained and follow a checklist to ensure accuracy of approvals and denials. Part of the quality control checklist is to provide accuracy reports on a monthly basis to identify trends of the ERA processors and address any concerns in a timely manner.</p> <p>Corrective Action Planned: The department will continue to provide training and support to ERA workers. The quality control team will continue to review applications and provide timely communication to workers of items that need correction. This process is intended to ensure that applications are processed correctly and develop worker knowledge and skills.</p> <p>Contact Person: Mike Murdock, Program Manager, 801-702-9137 Anticipated Completion Date: July 1, 2022</p>

SUMMARY SCHEDULE OF PRIOR AUDIT FINDINGS

For years prior to the year ended June 30, 2022

Status as of June 30, 2022

U.S. DEPARTMENT OF THE TREASURY

Finding	Initial Year	Status of Findings and Questioned Costs
2021-017	2021	<p>Finding: GOPB’s Oversight of Federal Pandemic Programs Should Be Strengthened (Governor’s Office of Planning and Budget)</p> <p>Status: Implemented - corrective action was taken.</p>
2021-018	2021	<p>Finding: State Coronavirus Relief Fund Monitoring Activities Not Occurring (Governor’s Office of Planning and Budget)</p> <p>Questioned Costs: \$16,998,600</p> <p>Status: Partially corrected.</p> <p>Reasons for Recurrence: Not implemented the majority of the fiscal year due to the timing of the completion of the 2020 and 2021 single audits. Corrective action implemented June 30, 2022.</p> <p>Partial Corrective Action Taken: Corrective action fully implemented June 30, 2022.</p> <p>Corrective Action Planned: Corrective action fully implemented June 30, 2022.</p> <p>Contact Person: Duncan Evans, Managing Director of Budget & Operations, 801-538-1592</p> <p>Anticipated Completion Date: June 30, 2022</p>
2021-019	2021	<p>Finding: Improper Spending and Monitoring of Coronavirus Relief Fund Activity by GOPB and UETN (Governor’s Office of Planning and Budget)</p> <p>Questioned Costs: \$676,604</p> <p>Status: Partially corrected—repeat finding in current fiscal year, see finding 2022-023</p> <p>Reasons for Recurrence: This audit finding was not issued until July 2022, which did not leave enough time to completely implement the corrective action planned before June 30, 2022.</p> <p>Partial Corrective Action Taken: While the 2022 audit was ongoing, GOPB’s Fiscal Grant Manager had already begun a review of UETN’s documents for the questioned costs.</p> <p>Corrective Action Planned: GOPB’s Fiscal Grant Manager will work with UETN to document that all questioned costs meet eligibility requirements as defined in the final CRF guidance. This documentation will prepare the state for any potential future reviews by the Department of the</p>

SUMMARY SCHEDULE OF PRIOR AUDIT FINDINGS

For years prior to the year ended June 30, 2022

Status as of June 30, 2022

U.S. DEPARTMENT OF THE TREASURY

Finding	Initial Year	Status of Findings and Questioned Costs
		<p>Treasury. Any costs that GOPB determines to be ineligible after following its review process will be subject to GOPB’s remedies for non-compliance.</p> <p>Contact Person: Duncan Evans, Managing Director of Budget & Operations, 801-538-1592</p> <p>Anticipated Completion Date: September 30, 2022</p>
2021-020	2021	<p>Finding: Underlying Accounting Data Does Not Support Coronavirus Relief Fund Quarterly Reports(Governor’s Office of Planning and Budget)</p> <p>Status: Partially corrected—repeat finding in current fiscal year, see finding 2022-024</p> <p>Reasons for Recurrence: This audit finding was not issued until July 2022, which did not leave enough time to completely implement the corrective action planned before June 30, 2022.</p> <p>Partial Corrective Action Taken: Starting in October 2021, GOPB began reconciling CRF expenditures reported and CRF expenditures reimbursed. Due to the complexity of identifying and reporting adjustments for FEMA reimbursements and limited staff availability for this project, a full reconciliation of the CRF expenditures was not completed prior to June 30, 2022.</p> <p>Corrective Action Planned: GOPB will report all CRF expenditures to the Department of the Treasury by September 30, 2022 and close out the grant by December 31, 2022. GOPB will compile a master CRF expenditure file and reconcile all reported CRF expenditures to FINET transactions. The reconciliation will account for original expenditure transactions, CRF expenditures that are booked when agencies are reimbursed for eligible transactions, and FEMA reimbursements for expenditures that were charged to the CRF at some point.</p> <p>Contact Person: Duncan Evans, Managing Director of Budget & Operations, 801-538-1592</p> <p>Anticipated Completion Date: September 30, 2022</p>
2021-021	2021	<p>Finding: Inconsistent Policies and Controls Cause Awarding of Unallowable ARPA Business Catalyst Grants (Governor’s Office of Planning and Budget)</p> <p>Questioned Costs: \$89,435</p> <p>Status: Partially corrected</p> <p>Reasons for Recurrence: This audit finding was not issued until July 2022, which did not leave enough time to completely implement the corrective action planned before June 30, 2022.</p>

SUMMARY SCHEDULE OF PRIOR AUDIT FINDINGS

For years prior to the year ended June 30, 2022

Status as of June 30, 2022

U.S. DEPARTMENT OF THE TREASURY

Finding	Initial Year	Status of Findings and Questioned Costs
		<p>Partial Corrective Action Taken: GOPB worked with Go Utah to identify the issue leading to the finding and questioned costs and discussed how to refine its process for the future.</p> <p>Corrective Action Planned: Go Utah will continue to: (1) refine procedure documents, (2) train its staff, and (3) conduct internal reviews in order to achieve a higher rate of accuracy of the program requirements set by Go Utah.</p> <p>GOPB will provide additional guidance to Go Utah and other agencies managing APRA funds to ensure they have sufficient internal controls, policies, and procedures in place.</p> <p>GOPB will follow its written policies and procedures, which establishes oversight of state agencies' expenditure and compliance practices of ARPA funds.</p> <p>Contact Person: Duncan Evans, Managing Director of Budget & Operations, 801-538-1592 Anticipated Completion Date: September 30, 2022</p>
2021-022	2021	<p>Finding: Go Utah Did Not Verify Suspension and Debarment for Small Business Grants (Governor's Office of Planning and Budget)</p> <p>Status: Partially corrected—repeat finding in current fiscal year, see finding 2022-022</p> <p>Reasons for Recurrence: This audit finding was not issued until July 2022, which did not leave enough time to completely implement the corrective action planned before June 30, 2022.</p> <p>Partial Corrective Action Taken: Prior to the release of these audit findings, Go Utah checked all small business catalyst grant recipients against the suspension and debarment list. Based on that search, none of the small businesses are suspended or disbarred.</p> <p>Corrective Action Planned: In May 2022, Go Utah checked all small business catalyst grant recipients against the suspension and debarment list. Based on that search none of the small businesses are suspended or disbarred.</p> <p>Go Utah will check the federal debarment list for potential disqualification of grantees prior to disbursement of funds for future federal grant programs.</p>

SUMMARY SCHEDULE OF PRIOR AUDIT FINDINGS

For years prior to the year ended June 30, 2022

Status as of June 30, 2022

U.S. DEPARTMENT OF THE TREASURY

Finding	Initial Year	Status of Findings and Questioned Costs
		<p>GOPB will continue sending out supplemental compliance, reporting, and tracking information to state agencies when necessary, including a reminder that agencies are required to review each recipient of ARPA funds for suspension and debarment.</p> <p>GOPB will monitor the policies and procedures that agencies have in place as they distribute funding to subrecipients and beneficiaries.</p> <p>Contact Person: Duncan Evans, Managing Director of Budget & Operations, 801-538-1592</p> <p>Anticipated Completion Date: September 30, 2022</p>
2020-031	2020	<p>Finding: Weaknesses in Monitoring of Local Governments' Coronavirus Relief Fund Activity (Governor's Office of Planning and Budget)</p> <p>Questioned Costs: \$14,415,392</p> <p>Status: Implemented - corrective action was taken. The department has not received a management decision regarding the questioned costs.</p>
2020-032	2020	<p>Finding: Weaknesses in Monitoring of Local Governments' Coronavirus Relief Fund Activity (Governor's Office of Planning and Budget)</p> <p>Questioned Costs: \$14,800</p> <p>Status: Implemented - corrective action was taken. The department has not received a management decision regarding the questioned costs.</p>

SUMMARY SCHEDULE OF PRIOR AUDIT FINDINGS

For years prior to the year ended June 30, 2022

Status as of June 30, 2022

U.S. ENVIRONMENTAL PROTECTION AGENCY

Finding	Initial Year	Status of Findings and Questioned Costs
2020-033	2020	<p>Finding: Inadequate Controls Over and Noncompliance with Subrecipient Monitoring Requirements (Department of Environmental Quality)</p> <p>Status: Implemented - corrective action taken</p>
2020-034	2020	<p>Finding: Lack of Control Over Suspension and Debarment (Department of Environmental Quality)</p> <p>Status: Implemented - corrective action taken</p>
2020-035	2020	<p>Finding: Incorrect Sub-Recipient and Contractor (Department of Environmental Quality)</p> <p>Status: Implemented - corrective action taken</p>
2021-023	2021	<p>Finding: Indirect Cost Transfer Report Not Reviewed (Department of Environmental Quality)</p> <p>Status: Implemented - corrective action taken</p>
2021-024	2021	<p>Finding: Improper Treatment and Allocation of Direct Costs (Department of Environmental Quality)</p> <p>Questioned Costs: \$32,888</p> <p>Status: Implemented - corrective action taken. The department has not received a management decision regarding the questioned costs.</p>

SUMMARY SCHEDULE OF PRIOR AUDIT FINDINGS

For years prior to the year ended June 30, 2022

Status as of June 30, 2022

GENERAL FINDINGS

Finding	Initial Year	Status of Findings and Questioned Costs
2019-002	2019	<p>Finding: Lack of Separation of Duties within HRIS (Department of Government Operations – Division of Human Resource Management)</p> <p>Status: Implemented – corrective action taken.</p>
2019-027	2019	<p>Finding: Errors in Random Moment Time Strike (RMTS) Study (Department of Workforce Services)</p> <p>Status: Implemented - Corrective Action Taken</p>
2020-003, 2020-040	2020	<p>Finding: Oversight of Federal Programs Administered in the HCD and ASD Divisions Should be Strengthened (Department of Workforce Services)</p> <p>Status: Implemented - Corrective Action Taken</p>
2020-041	2020	<p>Finding: Cost Allocation Plan Implementation Errors (Department of Workforce Services)</p> <p>Status: Implemented - Corrective Action Taken</p>
2021-001	2020	<p>Finding: Errors in Preparation Process in Financial Reporting (Department of Government Operations)</p> <p>Status: Partially Corrected – repeated in current fiscal year, see finding 2022-002</p> <p>Reasons for Recurrence: Change in UDOT accounting staff who prepare schedules relied upon for ACFR preparation and a change in recording and reporting pooled cash and investments.</p> <p>Partial Corrective Action Taken: Processes and training related to the Annual Comprehensive Financial Report have been updated and are being implemented during the preparation of the Fiscal Year 2022 report.</p> <p>Corrective Action Planned: The Division of Finance continues to work to identify training opportunities for statewide accounting staff and review financial reporting procedures to insure they meet the current reporting requirements, circumstances, and deadlines. State finance staff will review in more detail all schedules prepared by other agencies and relied upon for ACFR preparation.</p>

SUMMARY SCHEDULE OF PRIOR AUDIT FINDINGS

For years prior to the year ended June 30, 2022

Status as of June 30, 2022

GENERAL FINDINGS

Finding	Initial Year	Status of Findings and Questioned Costs
		<p>Contact Person: Patricia Nelson, Assistant State Comptroller, State Division of Finance, patriciarnelson@utah.gov Anticipated Completion Date: June 30, 2023</p>
2021-002	2021	<p>Finding: Improper Capitalization and Transfer of Assets (Department of Government Operations)</p> <p>Status: Partially Corrected – repeated in current fiscal year related to UDOT, see finding 2022-001</p> <p>Reasons for Recurrence: Change in UDOT accounting staff who prepare schedules relied upon for ACFR preparation.</p> <p>Partial Corrective Action Taken: State Finance staff reviewed in detail capitalization schedules prepared by DFCM.</p> <p>Corrective Action Planned: The Division of Finance continues to work to identify training opportunities for statewide accounting staff and review financial reporting procedures to insure they meet the current reporting requirements, circumstances, and deadlines. State finance staff will review in more detail all schedules prepared by other agencies and relied upon for ACFR preparation.</p> <p>Contact Person: Patricia Nelson, Assistant State Comptroller, State Division of Finance, patriciarnelson@utah.gov Anticipated Completion Date: June 30, 2023</p>
2021-003	2020	<p>Finding: Multiple Corrections Required to Accurately Report Schedule of Expenditures of Federal Awards and Summary Schedule of Prior Year Audit Findings (Department of Government Operations)</p> <p>Status: Implemented – corrective action taken</p>
2021-025	2011	<p>Finding: Working Capital Reserves in Excess of Federal Guidelines (Department of Government Operations)</p> <p>Questioned Costs: Undeterminable <u>Division of Purchasing and General Services</u></p> <p>Status:</p> <ul style="list-style-type: none"> Cooperative Contract Management – Partially Corrected

SUMMARY SCHEDULE OF PRIOR AUDIT FINDINGS

For years prior to the year ended June 30, 2022

Status as of June 30, 2022

GENERAL FINDINGS

Finding	Initial Year	Status of Findings and Questioned Costs
		<ul style="list-style-type: none"> • Federal Surplus Property – Not Corrected • State Surplus Property – Not Corrected • Print Services – Implemented – Corrective Action Taken <p>Reasons for Recurrence: Cooperative Contract Management - Public entities in Utah rely on the Division of Purchasing and General Services (State Purchasing) to maintain the cooperative contract program to help with public procurement in Utah. The usage of state cooperative contracts by public entities increased dramatically this past year resulting in a corresponding increase in the collection of administrative fees. State Purchasing still continues to decrease the administrative fees on state cooperative contracts as each contract expires and is rebid. This is a slow process since State Purchasing has nearly 1,200 cooperative contracts that expire only every five years and are then rebid. Although State Purchasing is allowed under law to collect up to a 1.0% administrative fee on each cooperative contract, currently, the average administrative fee is 0.43 %.</p> <p>Federal and State Surplus Property – Surplus Property anticipates relocating by the end of fiscal year 2023 with the completion of the new Utah State Prison. At that time, Federal and State Surplus will use excess reserve funds to move and furnish the new location.</p> <p>Partial Corrective Action Taken: Cooperative Contract Management – State Purchasing is working on requesting the Utah Legislature to appropriate out a portion of excess reserves in the Cooperative Contract Management fund in fiscal year 2023. The calculation of the federal portion of this transfer out will be submitted to Cost Allocation Services for review and approval when this transfer is complete.</p> <p>Corrective Action Planned: Planned corrective action is described in the current year’s Corrective Action Plan in finding 2022-027.</p> <p>Contact Persons: Windy Aphayrath, Director of Purchasing & General Services, waphayrath@utah.gov</p> <p>Anticipated Completion Date: June 30, 2023</p> <p><u>Division of Risk Management</u></p> <p>Status: Workers Compensation Fund – Partially Corrected</p> <p>Reasons for Recurrence:</p>

SUMMARY SCHEDULE OF PRIOR AUDIT FINDINGS

For years prior to the year ended June 30, 2022

Status as of June 30, 2022

GENERAL FINDINGS

Finding	Initial Year	Status of Findings and Questioned Costs
		<p>The insurance premiums the Division of Risk Management (Division) paid to their workers compensation insurance provider decreased below expected levels.</p> <p>Partial Corrective Action Taken: The Division has requested legislative approval for a \$2.5 million transfer out of the Workers Compensation Fund in fiscal year 2023 or 2024.</p> <p>Corrective Action Planned: Planned corrective action is described in the current year’s Corrective Action Plan in finding 2022-027.</p> <p>Contact Person: Brian Nelson, Director, Division of Risk Management, benelson@utah.gov Anticipated Completion Date: June 30, 2023</p> <p><u>Division of Technology Services</u></p> <p>Status:</p> <ul style="list-style-type: none"> • Network Services – Partially Corrected • Printing Services – Partially Corrected • Communication Services – Partially Corrected <p>Reasons for Recurrence: Network Services – Expenses for this service increased from the prior year and this service recorded a net loss, which reduced retained earnings and the excess reserve. This reduction, however, was not large enough to bring this service into compliance. Printing Services – Revenues for this service decreased from the prior year and this service recorded a net loss, which reduced retained earnings and the excess reserve. This reduction, however, was not large enough to bring this service into compliance. Communication Services – Revenues, expenses, and net income for this service all decreased from the prior year. These reductions, however, were not large enough to bring this service into compliance.</p> <p>Partial Corrective Action Taken: Network Services – The partial corrective actions were taken by the Division of Technology Services (DTS) during the fiscal years 2022, 2023, and 2024 rate setting process. DTS set rates for Network Services lower than the estimated costs to provide the service in both fiscal year 2022 and 2023. Network Services retained earnings was reduced by \$283 thousand in fiscal year 2022 and DTS projects Network Services retained earnings will decrease by nearly \$1 million in fiscal year</p>

SUMMARY SCHEDULE OF PRIOR AUDIT FINDINGS

For years prior to the year ended June 30, 2022

Status as of June 30, 2022

GENERAL FINDINGS

Finding	Initial Year	Status of Findings and Questioned Costs
		<p>2023.</p> <p>Printing Services – DTS has moved their print operations center from Salt Lake City to Taylorsville City. The costs associated with this move included the purchase of two new printers and the addition of two temporary staff. These additional costs helped reduce the retained earnings for this service. In addition, DTS set the print rate to under recover in fiscal year 2022. This reduced Printing Services retained earnings by \$57 thousand. The print rate was also set lower than the estimated costs to provide the service in fiscal year 2023. DTS currently projects Print Services retained earnings will decrease by \$181 thousand in fiscal year 2023.</p> <p>Communication Services – DTS set the rates in Communications Services to under recover in both fiscal year 2022 and fiscal year 2023 in an effort to reduce excess reserves. This service, however, realized savings mainly in long distance services during fiscal year 2022 that partially offset this anticipated reduction. The fiscal year 2024 rate was set to under recover the cost of providing this service by an additional \$425 thousand.</p> <p>Corrective Action Planned: Planned corrective action is described in the current year’s Corrective Action Plan in finding 2022-027.</p> <p>Contact Person: Dan Frei, Finance Director, Division of Technology Services, dfrei@utah.gov Anticipated Completion Date: June 30, 2025</p>
2021-026	2011	<p>Finding: Working Capital Reserves in Excess of Federal Guidelines (Public Employees Health Plans)</p> <p>Questioned Costs: Undeterminable</p> <p>Status: State Medical – Implemented – Corrective Action Taken State Dental – Implemented – Corrective Action Taken Long-term Disability – Not Corrected Medicare Supplement – Not Corrected</p> <p>Reasons for Recurrence: <u>Long-term Disability</u> Projecting claims for this program is difficult due to the many unknown risks associated with administering this program. Thus far, the COVID-19 pandemic did not cause a significant increase in new long-term disability claimants and therefore reserves continued to exceed the federally allowed amounts. Projecting claims is also challenging</p>

SUMMARY SCHEDULE OF PRIOR AUDIT FINDINGS

For years prior to the year ended June 30, 2022

Status as of June 30, 2022

GENERAL FINDINGS

Finding	Initial Year	Status of Findings and Questioned Costs
		<p>due to the duration of disability can vary from person to person and advances in medical technology and treatment options can result in individuals returning to work sooner than expected. Factors such as demographics, lifestyle, and occupation also play a role in the long-term disability claim experience. Additionally, the number and duration of disability claims can be affected by factors such as the overall health of the population, changes in employment, and labor market conditions. PEHP will continue to study the long-term disability program and the nature of projected claims.</p> <p><u>Medicare Supplement</u> Projecting claims for this program is difficult due to the many unknown risks associated with administering this program. This program is for people age 65 and older. Setting premium rates and projecting Medicare Supplement health care claims involves forecasting a wide range of costs, such as hospital and physician, prescription drugs, and durable medical equipment. Thus far, the COVID-19 pandemic did not increase claim expenses enough to reduce excess reserves below the federal allowed amount of 60 days. PEHP offers a Medicare Part D plan as part of the Medicare Supplement program that provides coverage for a wide range of prescription drugs. Demand and utilization of pharmacy benefits can fluctuate significantly in the Part D program and due to some drop in demand and price of some specialty drugs have caused the increase in reserves within the program. An aging population and advances in medical treatments may lead to an increase in the number of seniors requiring more complex and costly care, but also changes in health care policies, regulation, and reimbursements, and pharmacy costs can also have an impact to reduce health care costs.</p> <p>Corrective Action Planned: Planned corrective action is described in the current year’s Corrective Action Plan in finding 2022-028.</p> <p>Contact Person: Rob Dolphin, PEHP Chief Financial Officer, Rob.Dolphin@urs.org Anticipated Completion Date: June 30, 2025</p>