

Department stats

Total users
1,350
↑ 2.7%

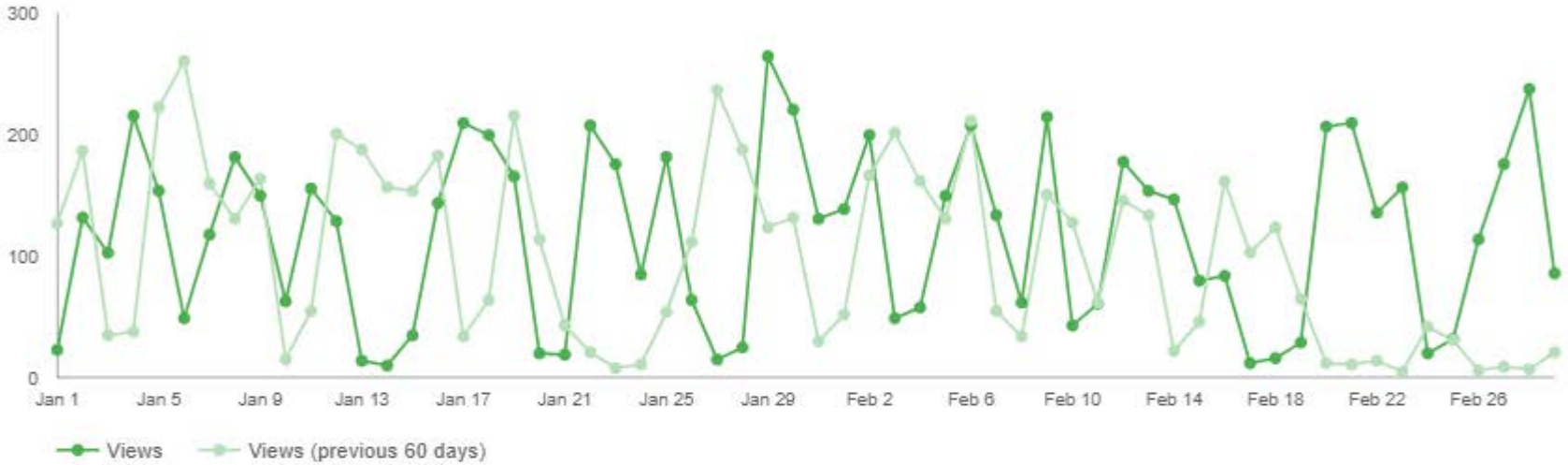
New users
283
↑ 6.8%

Engagement rate
93.13%
↑ 1.7%

Views
7,060
↑ 18.0%

Conversions
8,268
↑ 15.3%

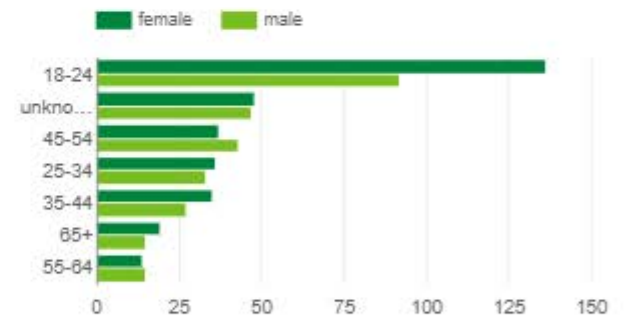
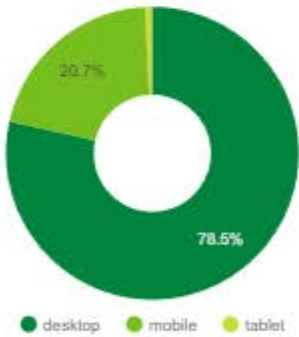
Views by date



Demographics

Device

Age and Gender



File Downloads

File Name	File Ext.	Count
1. /birs/docs/info_about_uvuvfact_books/2022_factboo...	pdf	46
2. /birs/docs/info_about_uvuvcommon_data_set/ods20...	pdf	43
3. /birs/docs/info_about_uvuvrollment/uvuvprojection...	pdf	33
4. /birs/docs/key_performance_indicators/uvuvpeer_in...	pdf	20
5. /birs/docs/key_performance_indicators/academic_pr...	pdf	16
6. /birs/docs/research/survey_research/2023_fall_sos_...	pdf	14
7. /birs/docs/make_a_request/survey_brochure.pdf	pdf	10
8. /birs/docs/executive_briefings/annual_updates/fall_...	pdf	9
9. /birs/docs/research/survey_research/2023nonreturni...	pdf	9
10. /birs/docs/executive_briefings/annual_updates/fall_...	pdf	8

1 - 10 / 81 < >

Outbound Links

Link URL	Count
1. https://uvu-it.atlassian.net/servicedesk/customer/portall/...	109
2. https://a.cms.omniupdate.com/11/?skin=uvuv&account=...	15
3. https://datausa.io/profile/university/utah-valley-university/	7
4. http://nces.ed.gov/ipeds/datacenter/	5
5. https://www.youtube.com/watch?v=taqNqC7nwi0&featur...	4
6. https://uvu.bridgeapp.com/learner/category/6245	3
7. https://higheredutah.org/data/	2
8. https://uvu-it.atlassian.net/servicedesk/customer/portall/...	2
9. https://www.act.org/content/act/en/education-and-career...	2
10. http://www.higheredutah.org/	1

1 - 10 / 14 < >

Top viewed pages

Page path	Total users	Views	Event count	Conversions
1. /birs//performance-indicators/academic-progr...	159	215	594	368
2. /birs/performance-indicators/index.html	156	578	1,247	610
3. /birs//	153	280	673	338
4. /birs/performance-indicators/academic-progra...	116	340	719	349
5. /birs/info/index.html	112	198	472	206
6. /birs/performance-indicators/academic-progra...	102	261	614	308
7. /birs//performance-indicators/academic-progr...	91	138	370	197
8. /birs/research/index.html	91	163	497	175
9. /birs/performance-indicators/academic-progra...	88	215	542	240
10. /birs/	87	290	676	337
11. /birs//performance-indicators/academic-progr...	87	216	475	246
12. /birs/help/index.html	85	144	501	185
13. /birs/info/enrollment_progress_report.html	84	140	399	160
14. /birs/performance-indicators/academic-progra...	72	101	237	110
15. /birs//performance-indicators/academic-progr...	68	118	272	137
16. /birs//performance-indicators/inclusion-diversi...	65	86	212	119
17. /birs/performance-indicators/academic-progra...	64	83	187	88
18. /birs/performance-indicators/performance-me...	58	131	281	131

1 - 25 / 235 < >

File Downloads

File Name	Count
/birs/docs/info_about_uvu/fact_books/2022_factbook.pdf	46
/birs/docs/info_about_uvu/common_data_set/cds2022-23.pdf	43
/birs/docs/info_about_uvu/enrollment/uvu_projections_2016-2025_updated.pdf	33
/birs/docs/key_performance_indicators/uvu_peer_institutions_updated_fall_2019.pdf	20
/birs/docs/key_performance_indicators/academic_programs/academic_program_review_guide_06-12-20.pdf	16
/birs/docs/research/survey_research/2023_fall_sos_report.pdf	14
/birs/docs/make_a_request/survey_brochure.pdf	10
/birs/docs/executive_briefings/annual_updates/fall_2021_thirdweek_briefing.pdf	9
/birs/docs/research/survey_research/2023nonreturningstudentsurveyreport.pdf	9
/birs/docs/executive_briefings/annual_updates/fall_2022_sos_infobits_12-07-22.pdf	8
/birs/docs/executive_briefings/student_demographics/2019_uvu_student_data.pdf	8
/birs/docs/research/survey_research/sos_topic_list_updated_july2023.docx	7
/birs/docs/make_a_request/example_survey_email_invitation.pdf	7
/birs/docs/research/survey_research/2020_graduating_student_phone_survey.pdf	7
/birs/docs/key_performance_indicators/inclusion_and_diversity/uvu_faculty_demographics_2019.xlsx	7
/birs/docs/about_ir/about_institutional_research.pdf	6
/birs/docs/executive_briefings/student_demographics/student_demographic_summaries_fall_2020.pdf	6
/birs/docs/key_performance_indicators/inclusion_and_diversity/community_survey_inclusion_objective_1	6
/birs/docs/executive_briefings/annual_updates/fall_2020_employee_profile_06-01-2021.pdf	5
/birs/docs/executive_briefings/student_demographics/race_ethnicity_02-16-21.pdf	5
/birs/docs/key_performance_indicators/inclusion_and_diversity/2020_elevate_her.pdf	5
/birs/docs/key_performance_indicators/inclusion_and_diversity/community_survey_inclusion_objective_2	5
/birs/docs/key_performance_indicators/inclusion_and_diversity/modern_think_2018_uvu_general_demograp	5
/birs/docs/research/survey_research/2021_employee_survey_report_09-20-21.pdf	5
/birs/docs/executive_briefings/student_demographics/2020_socio_economic_status.pdf	4
/birs/docs/info_about_uvu/fact_books/2019_fact_book.pdf	4
/birs/docs/key_performance_indicators/inclusion_and_diversity/nsse18_inclusiveness_and_diversity_top	4
/birs/docs/research/other_research/campus_climate_insight_report_spring_2022.pdf	4
/birs/docs/research/survey_research/2023_great_colleges.pdf	4
/birs/docs/research/survey_research/sos_report_spring_2021_updated_07-21-21.pdf	4
/birs/docs/research/other_research/registration_outcomes_fall_2022.pdf	3
/birs/docs/executive_briefings/annual_updates/2021_fall_incoming_cohort_demographics.pdf	3
/birs/docs/executive_briefings/student_demographics/accessibility_ada_autism_gm.pdf	3

File Name	Count
/birs/docs/executive_briefings/student_demographics/fall_2019_non-traditional_students.pdf	3
/birs/docs/executive_briefings/student_demographics/gender_08-27-20.pdf	3
/birs/docs/executive_briefings/student_demographics/global_international_context_12-09-20.pdf	3
/birs/docs/executive_briefings/student_demographics/incoming_transfer_student_cohort_fall_2021.pdf	3
/birs/docs/executive_briefings/student_demographics/mental_health_08-02-20.pdf	3
/birs/docs/info_about_uvu/fact_books/2021_fact_book.pdf	3
/birs/docs/research/other_research/2019_employer_survey_report.pdf	3
/birs/docs/about_ir/ir_org_chart_01-03-23.pdf	3
/birs/docs/research/survey_research/2022nsse_administration_summary.pdf	3
/birs/docs/research/survey_research/sos_topic_list_02-10-21.pdf	3
/birs/docs/research/survey_research/2018_graduating_student_survey_phone.pdf	2
/birs/docs/executive_briefings/other_topics/cte_enrollment_03-01-21.pdf	2
/birs/docs/executive_briefings/other_topics/fall_2020_minors.pdf	2
/birs/docs/executive_briefings/other_topics/graduation_outcome_measures_01-11-21.pdf	2
/birs/docs/executive_briefings/other_topics/roi_retention_ts.pdf	2
/birs/docs/executive_briefings/other_topics/transfer_analysis_11-02-20.pdf	2
/birs/docs/executive_briefings/student_demographics/interreligious_interfaith_worldview.pdf	2
/birs/docs/executive_briefings/student_demographics/sexual_orientation_gender_identity_mj.pdf	2
/birs/docs/executive_briefings/student_demographics/student_density_map_spring_2021.pdf	2
/birs/docs/info_about_uvu/common_data_set/cds2019-20.pdf	2
/birs/docs/info_about_uvu/common_data_set/cds2020-21.pdf	2
/birs/docs/research/other_research/2013-14_economic_impact_study_final_report.pdf	2
/birs/docs/research/other_research/2021_spring_ncha_summary.pdf	2
/birs/docs/executive_briefings/annual_updates/2019-20_employee_profile.pdf	2
/birs/docs/research/survey_research/2020_graduating_student_web_survey.pdf	2
/birs/docs/research/survey_research/2020_nsse_administration_summary.pdf	2
/birs/docs/research/survey_research/2020_nsse_snapshot.pdf	2
/birs/docs/research/survey_research/2022nsse-snapshot.pdf	2
/birs/docs/research/survey_research/transition_to_remote_learning_survey_report.pdf	2
/birs/docs/about_ir/ir_inclusion_statement.pdf	1
/birs/docs/executive_briefings/annual_updates/2017-18_employee_profile.pdf	1
/birs/docs/executive_briefings/annual_updates/2018_fall_enrollment_briefing.pdf	1
/birs/docs/executive_briefings/annual_updates/2019_fall_enrollment_briefing.pdf	1

File Name	Count
/birs/docs/executive_briefings/annual_updates/2021-22_graduating_students.pdf	1
/birs/docs/executive_briefings/annual_updates/2021_fall_sos_infobits_01-20-22.pdf	1
/birs/docs/executive_briefings/annual_updates/2022_spring_student_opinion_infobits.pdf	1
/birs/docs/executive_briefings/annual_updates/fall_2020_student_profile_04-19-21.pdf	1
/birs/docs/executive_briefings/other_topics/fulton_library_online_resources_impact_study.pdf	1
/birs/docs/executive_briefings/other_topics/onboarding_student_barriers_2020.pdf	1
/birs/docs/info_about_uvu/common_data_set/cds2021-22.pdf	1
/birs/docs/info_about_uvu/fact_books/2020_factbook.pdf	1
/birs/docs/learning_opportunities/2021/data_summit_schedule_updated_09-29-21.pdf	1
/birs/docs/research/other_research/2018_exec_briefing_community_survey.pdf	1
/birs/docs/research/other_research/fall_2020_healthy_minds_survey.pdf	1
/birs/docs/research/survey_research/2018_graduating_student_survey_web.pdf	1
/birs/docs/research/survey_research/2019_nrs_f2f_presentation_b.pdf	1
/birs/docs/research/survey_research/2020_fall_sos_report.pdf	1
/birs/docs/research/survey_research/nrs_2021_report.pdf	1

Outbound Links

Link URL	Count
https://uvu-it.atlassian.net/servicedesk/customer/portal/31/group/178/create/851	109
https://a.cms.omniupdate.com/11/?skin=uvu&account=UVU-WWW&site=UVU_Public_Site&action=de&path=/birs/	15
https://datausa.io/profile/university/utah-valley-university/	7
http://nces.ed.gov/ipeds/datacenter/	5
https://www.youtube.com/watch?v=taqNqC7nwi0&feature=youtu.be	4
https://uvu.bridgeapp.com/learner/category/6245	3
https://higheredutah.org/data/	2
https://uvu-it.atlassian.net/servicedesk/customer/portal/31/group/178	2
https://www.act.org/content/act/en/education-and-career-planning/college-planning.html	2
http://www.higheredutah.org/	1
https://a.cms.omniupdate.com/11/?skin=uvu&account=UVU-WWW&site=UVU_Public_Site&action=de&path=/bi/in	1
https://schools.utah.gov/	1
https://uvu-it.atlassian.net/servicedesk/customer/portal/31/group/111/create/442	1
https://www.kudoboard.com/boards/WHbT8fej	1

Top Viewed Pages

Page path	Total users	Views	Event count	Conversions
/birs//performance-indicators/academic-programs/failed.html	159	215	594	368
/birs/performance-indicators/index.html	156	578	1247	610
/birs//	153	280	673	338
/birs/performance-indicators/academic-programs/index.html	116	340	719	349
/birs/info/index.html	112	198	472	206
/birs/performance-indicators/academic-programs/enrolled.html	102	261	614	308
/birs//performance-indicators/academic-programs/grade_distribution_report.html	91	138	370	197
/birs/research/index.html	91	163	497	175
/birs/performance-indicators/academic-programs/grade_distribution_report.html	88	215	542	240
/birs/	87	290	676	337
/birs//performance-indicators/academic-programs/completions.html	87	216	475	246
/birs/help/index.html	85	144	501	185
/birs/info/enrollment_progress_report.html	84	140	399	160
/birs/performance-indicators/academic-programs/failed.html	72	101	237	110
/birs//performance-indicators/academic-programs/degrees_awarded_by_type.html	68	118	272	137
/birs//performance-indicators/inclusion-diversity/inclusive.html	65	86	212	119
/birs/performance-indicators/academic-programs/succeeded.html	64	83	187	88
/birs/performance-indicators/performance-measures/index.html	58	131	281	131
/birs//about/index.html	58	78	204	107
/birs//info/explorer.html	57	88	243	134
/birs/performance-indicators/academic-programs/grade_distribution.html	56	107	257	123
/birs/performance-indicators/academic-programs/class.html	55	168	375	181
/birs/about/index.html	53	75	212	85
/birs/info/headcount_fte_trends_graph.html	50	90	239	93
/birs/performance-indicators/academic-programs/students_changing_major.html	50	65	141	75
/birs/performance-indicators/academic-programs/fulltime.html	49	85	199	92
/birs//performance-indicators/academic-programs/minors.html	49	65	148	80
/birs/performance-indicators/completion_quality_efficiency/index.html	47	101	222	108
/birs//info/index.html	47	56	189	90
/birs/executive-briefings/index.html	47	75	340	86
/birs/performance-indicators/performance-measures/graduation_retention_outcome_measures.html	42	75	172	93
/birs//info/enrollment_progress_report.html	42	71	183	88
/birs/resources/index.html	42	56	137	57
/birs/performance-indicators/academic-programs/gen_ed.html	41	64	141	71
/birs//help/index.html	40	53	185	78
/birs/performance-indicators/academic-programs/enrollment.html	40	66	153	72
/birs/performance-indicators/performance-measures/alumni_survey_data_explorer.html	38	65	150	80
/bi/	37	53	151	70

Page path	Total users	Views	Event count	Conversions
/birs/performance-indicators/academic-programs/minors.html	34	52	119	55
/birs/performance-indicators/inclusion-diversity/index.html	33	69	156	72
/birs/performance-indicators/academic-programs/years.html	33	47	112	55
/birs/info/fte_summary.html	33	50	132	53
/birs/info/college_department_major.html	32	47	105	48
/birs/info/headcount_by_department.html	31	47	113	47
/birs//learning/index.html	29	35	89	38
/birs/performance-indicators/academic-programs/satisfaction.html	28	51	119	54
/birs/performance-indicators/academic-programs/graduation_information.html	28	39	88	41
/birs/info/student_characteristics.html	24	34	103	34
/birs/performance-indicators/inclusion-diversity/inclusive.html	23	75	183	90
/birs/performance-indicators/academic-programs/financial.html	23	28	66	30
/bi/guiding_principles.html	22	34	103	48
/birs//info/outcomes_by_department.html	22	29	71	43
/birs/performance-indicators/completion_quality_efficiency/graduation_information.html	21	46	109	47
/birs/performance-indicators/performance-measures/student_retention_graduation.html	21	39	110	47
/birs/info/headcount_fte_trends_table.html	20	30	66	30
/birs//performance-indicators/performance-measures/alumni_survey_data_explorer.html	19	59	126	80
/birs/performance-indicators/inclusion-diversity/class.html	19	50	132	52
/birs//performance-indicators/academic-programs/class.html	19	28	72	43
/birs//performance-indicators/academic-programs/index.html	19	25	53	32
/bi/info.html	18	27	76	30
/birs/learning/index.html	18	27	61	27
/birs/performance-indicators/academic-programs/enrolling.html	18	27	60	27
/birs//performance-indicators/academic-programs/fulltime.html	18	18	42	22
/birs/performance-indicators/academic-programs/headcount.html	17	23	61	26
/birs/performance-indicators/academic-programs/highest.html	17	23	48	23
/birs//performance-indicators/performance-measures/cte_dashboard.html	16	29	59	31
/birs/performance-indicators/performance-measures/peer_institutions.html	16	28	101	30
/birs/performance-indicators/completion_quality_efficiency/financial.html	16	24	56	25
/birs//research/index.html	15	21	82	29
/birs//performance-indicators/completion_quality_efficiency/index.html	15	22	47	26
/birs/performance-indicators/performance-measures/cte_dashboard.html	15	21	48	23
/birs/performance-indicators/performance-measures/post-graduation_success.html	14	19	53	19
/birs//performance-indicators/academic-programs/grade_distribution.html	13	19	54	26
/birs//performance-indicators/academic-programs/enrolled.html	12	13	33	16
/birs/performance-indicators/performance-measures/dws_employment_median_income_of_grads.html	12	16	34	16
/birs//about/newsletter/2022/newsletter-08-15-22.html	12	11	27	13

Page path	Total users	Views	Event count	Conversions
/birs//executive-briefings/index.html	11	11	19	12
/birs//info/fte_summary.html	10	15	40	21
/birs/performance-indicators/inclusion-diversity/completions.html	10	17	69	17
/birs/performance-indicators/performance-measures/graduates_continuing_ed_nsch.html	10	11	24	11
/birs/performance-indicators/performance-measures/uem.html	9	11	32	13
/birs/performance-indicators/performance-measures/grad_web_survey_data_explorer.html	9	11	25	11
/birs/info/explorer.html	8	12	30	13
/birs/about/	8	9	21	11
/birs/performance-indicators/inclusion-diversity/inclusion_dashboard_student_opinion_survey.html	7	15	47	16
/birs//performance-indicators/performance-measures/peer_institutions.html	7	9	33	14
/birs//info/headcount_fte_trends_graph.html	7	8	23	11
/birs/performance-indicators/inclusion-diversity/explorer.html	7	9	20	10
/birs/performance-indicators/completion_quality_efficiency/student_loan_default_rates.html	7	8	17	8
/birs//performance-indicators/action-commitment-indicators/uvu_demographic_representation.html	6	7	24	13
/birs//performance-indicators/academic-programs/headcount.html	6	7	24	11
/birs//resources/index.html	6	8	35	11
/birs//info/retention_rates.html	6	7	22	10
/birs/performance-indicators/completion_quality_efficiency/alumni-satisfaction.html	6	10	20	10
/birs//performance-indicators/performance-measures/index.html	6	6	15	8
/birs//about/newsletter/2021/newsletter-08-16-2021.html	6	5	14	7
/birs//performance-indicators/academic-programs/students_changing_major.html	6	6	16	7
/birs/performance-indicators/completion_quality_efficiency/headcount.html	6	7	15	7
/birs//performance-indicators/academic-programs/gen_ed.html	5	19	51	23
/birs//performance-indicators/action-commitment-indicators/faculty_degree_qualifications.html	5	6	16	10
/birs//performance-indicators/index.html	5	8	22	9
/birs//info/student_characteristics.html	5	6	18	8
/birs/performance-indicators/inclusion-diversity/women.html	5	5	20	6
/birs/docs/key_performance_indicators/inclusion_and_diversity/2020_elevate_her.pdf	5	5	10	5
/birs/performance-indicators/action-commitment-indicators/index.html	5	5	11	5
/birs/performance-indicators/academic-programs/degrees_awarded_by_type.html	4	6	17	12
/birs//info/enrollment_comparison_report.html	4	7	16	8
/birs//about/	4	5	14	7
/birs//performance-indicators/performance-measures/graduation_retention_outcome_measures.html	4	4	11	5
/birs/about/newsletter/newsletter-02-21-23.html	4	4	12	5
/birs/performance-indicators/academic-programs/completions.html	4	4	8	4
/birs//about/newsletter/2022/newsletter-01-18-22.html	3	3	8	4
/birs//performance-indicators/performance-measures/student_persistence.html	3	7	17	9
/birs//learning/datasummit/jan_31.html	3	4	9	6

Page path	Total users	Views	Event count	Conversions
/birs/info/	3	5	32	5
/birs/research/dual_mission_practices_inventory.html	3	5	10	5
/birs//about/newsletter/2021/newsletter-11-22-21.html	3	3	7	4
/birs//performance-indicators/academic-programs/financial.html	3	5	15	10
/birs/about/newsletter/	3	4	11	4
/birs//about/newsletter/2022/newsletter-12-12-22.html	3	3	8	3
/birs//learning/datasummit/feb_1st.html	3	3	5	3
/birs//performance-indicators/inclusion-diversity/completions.html	3	3	7	3
/birs//performance-indicators/ushe.html	3	3	6	3
/birs/info/graduate_professional_placement.html	3	3	8	3
/birs//about/newsletter/2022/newsletter-09-26-22.html	2	2	6	3
/birs/research/	2	2	4	2
/birs//research/dual_mission_practices_inventory.html	2	6	12	6
/birs//about/newsletter/2022/newsletter-01-03-22.html	2	3	7	5
/birs//about/newsletter/2022/newsletter-03-28-22.html	2	5	8	5
/birs//performance-indicators/academic-programs/satisfaction.html	2	2	8	5
/birs//about/newsletter/2021/newsletter-12-06-21.html	2	3	8	4
/birs//docs/research/survey_research/2022_nonreturning_report.pdf	2	2	7	4
/birs//info/headcount_fte_trends_table.html	2	2	10	4
/birs//learning/datasummit/index.html	2	2	8	4
/birs//performance-indicators/action-commitment-indicators/index.html	2	2	6	4
/birs//info/	2	4	17	6
/birs//about/newsletter/newsletter-02-13-23.html	2	2	5	3
/birs//performance-indicators/action-commitment-indicators/employee_perception_of_inclusiveness.html	2	3	6	3
/birs//performance-indicators/action-commitment-indicators/fte_by_course_level.html	2	2	5	3
/birs//performance-indicators/inclusion-diversity/class.html	2	2	6	3
/birs/about/newsletter/2022/newsletter-05-23-22.html	2	2	6	3
/birs/about/newsletter/2022/newsletter-09-26-22.html	2	2	5	3
/birs/info/enrollment_comparison_report.html	2	2	5	3
/birs/performance-indicators/completion_quality_efficiency/advisors.html	2	3	7	3
/birs//about/newsletter/2021/newsletter-09-13-2021.html	2	2	4	2
/birs//about/newsletter/2022/newsletter-08-01-22.html	2	2	4	2
/birs//about/newsletter/2022/newsletter-08-29-22.html	2	2	3	2
/birs//about/newsletter/newsletter-01-17-23.html	2	2	5	2
/birs//info/off_campus.html	2	2	8	2
/birs//performance-indicators/action-commitment-indicators/discussions_with_diverse_others.html	2	2	4	2
/birs/docs/info_about_uvu/fact_books/2023_factbook.pdf	2	2	4	2
/birs/help/	2	2	7	2

Page path	Total users	Views	Event count	Conversions
/birs/performance-indicators/academic-programs/	2	2	4	2
/birs/performance-indicators/academic-programs/grade.html	2	2	4	2
/birs/performance-indicators/action-commitment-indicators/academic_programs_by_degree_level.html	2	2	4	2
/birs/performance-indicators/action-commitment-indicators/instructional_credit_hours.html	2	2	5	2
/birs/performance-indicators/action-commitment-indicators/uvu_demographic_representation.html	2	2	4	2
/birs//info/headcount_by_department.html	2	5	12	6
/birs//about/newsletter/newsletter-01-03-23.html	1	1	4	2
/birs/performance-indicators/ushe.html	1	1	3	1
/birs//resources/	1	2	8	4
/birs//about/newsletter/newsletter-01-30-23.html	1	1	6	3
/birs//about/newsletter/newsletter-02-06-23.html	1	2	3	3
/birs//info/2019_annual_report.html	1	2	6	3
/birs//info/college_department_major.html	1	2	4	3
/birs//info/fte_summary/html	1	2	5	3
/birs//info/student_profiles.html	1	2	7	3
/birs//performance-indicators/academic-programs/succeeded.html	1	3	9	3
/birs//performance-indicators/completion_quality_efficiency/headcount.html	1	1	5	3
/birs/faculty	1	3	6	3
/birs/performance-indicators/academic-programs/index.html'	1	2	5	3
/birs//about/newsletter/2022/newsletter-01-31-22.html	1	1	4	2
/birs//about/newsletter/2022/newsletter-10-03-22.html	1	1	4	2
/birs//about/newsletter/	1	4	9	4
/birs//info/delivery_method.html	1	1	3	2
/birs//performance-indicators/academic-programs/years.html	1	1	4	2
/birs//performance-indicators/inclusion-diversity/index.html	1	2	4	2
/birs//performance-indicators/inclusion-diversity/women.html	1	1	3	2
/birs//performance-indicators/performance-measures/dws_employment_median_income_of_grads.html	1	2	4	2
/birs//performance/measures	1	1	3	2
/birs/about/newsletter/2022/newsletter-05-02-22.html	1	1	3	2
/birs/about/newsletter/2022/newsletter-10-17-22.html	1	1	3	2
/birs/about/newsletter/2022/newsletter-11-07-22.html	1	1	5	2
/birs/about/newsletter/newsletter-01-03-23.html	1	1	3	2
/birs/docs/executive_briefings/annual_updates/2022-23_graduating_students.pdf	1	1	4	2
/birs/docs/info_about_uvu/fact_books/05-06-factbook.pdf	1	2	2	2
/birs/docs/research/survey_research/sos_report_spring_2021	1	2	3	2
/birs/info/off_campus.html	1	2	3	2
/birs/learning/datasummit/jan_31.html	1	1	3	2
/bi/index.html	1	1	3	1

Page path	Total users	Views	Event count	Conversions
/birs//about/newsletter/2021/newsletter-08-23-2021.html	1	1	2	1
/birs//about/newsletter/2021/newsletter-12-13-21.html	1	1	1	1
/birs//about/newsletter/2022/newsletter-03-07-22.html	1	1	2	1
/birs//about/newsletter/2022/newsletter-03-14-22.html	1	1	2	1
/birs//about/newsletter/2022/newsletter-04-18-22.html	1	1	1	1
/birs//about/newsletter/2022/newsletter-05-02-22.html	1	1	2	1
/birs//about/newsletter/2022/newsletter-05-31-22.html	1	1	2	1
/birs//about/newsletter/2022/newsletter-08-22-22.html	1	1	2	1
/birs//about/newsletter/2022/newsletter-10-10-22.html	1	1	2	1
/birs//about/newsletter/2022/newsletter-10-17-22.html	1	1	2	1
/birs//about/newsletter/2022/newsletter-12-05-22.html	1	1	2	1
/birs//about/newsletter/newsletter-01-09-23.html	1	1	3	1
/birs//about/newsletter/newsletter-01-23-23.html	1	1	2	1
/birs//info/landing_page.html	1	1	2	1
/birs//info/outcomes.html	1	1	3	1
/birs//performace-indicators/inlusion-diversity/index.html	1	1	2	1
/birs//performance-indicators/	1	1	2	1
/birs//performance-indicators/academic-programs/	1	1	2	1
/birs//performance-indicators/academic-programs/enrolling.html	1	1	2	1
/birs//performance-indicators/action-commitment-indicators/degree_completion.html	1	1	2	1
/birs//performance-indicators/action-commitment-indicators/employer_satisfaction_with_uvu_graduates.html	1	1	2	1
/birs//performance-indicators/action-commitment-indicators/global_and_intercultural_effectiveness.html	1	1	2	1
/birs//performance-indicators/action-commitment-indicators/instructional_credit_hours.html	1	1	2	1
/birs//performance-indicators/action-commitment-indicators/retention_of_underserved_students.html	1	1	1	1
/birs//performance-indicators/action-commitment-indicators/strategic_plan_assessment.html	1	1	2	1
/birs//performance-indicators/action-commitment-indicators/supportive_campus_environment.html	1	1	2	1
/birs/about/newsletter/2021/newsletter-11-29-21.html	1	1	2	1
/birs/about/newsletter/2022/newsletter-07-26-22.html	1	1	2	1
/birs/about/newsletter/index.html	1	1	3	1
/birs/about/newsletter/newsletter-01-09-23.html	1	1	2	1
/birs/about/newsletter/newsletter-01-23-23.html	1	1	2	1
/birs/docs/executive_briefings/annual_updates/2023_spring_student_opinion_infobits.pdf	1	1	2	1
/birs/docs/info_about_uvu/enrollment/uvu_projections_2015-2024_updated.pdf	1	1	2	1
/birs/docs/info_about_uvu/fact_books/98-99-factbook.pdf	1	1	1	1
/birs/faculty--sri.htm	1	1	2	1
/birs/faculty-sri.htm	1	1	2	1
/birs/info/enrollment	1	1	2	1
/birs/learning/datasummit/feb_1st.html	1	1	2	1

Page path	Total users	Views	Event count	Conversions
/birs/performance-indicators/	1	1	2	1
/birs/performance-indicators/academic-programs/class	1	1	2	1
/birs/performance-indicators/action-commitment-indicators/employee_satisfaction.html	1	1	1	1
/birs/performance-indicators/action-commitment-indicators/fte_by_course_level.html	1	1	2	1
/birs/performance-indicators/inclusion-diversity/	1	1	3	1
/birs/performance-indicators/performance-measures/student_persistence.html	1	1	2	1
/birs/docs/executive_briefings/annual_updates/fall_2022_thirdweek_briefing.pdf	1	2	4	4