

# Performance Measures

## NWCCU Accreditation Measures

- Post-Graduation Success
- **Student Retention and Graduation**

## Peer Performance Measures

## Other Performance Measures

### Student Retention and Graduation

Expand Table View

NWCCU Retention NWCCU Persistence NWCCU Outcome Measure NWCCU Peer Comparison

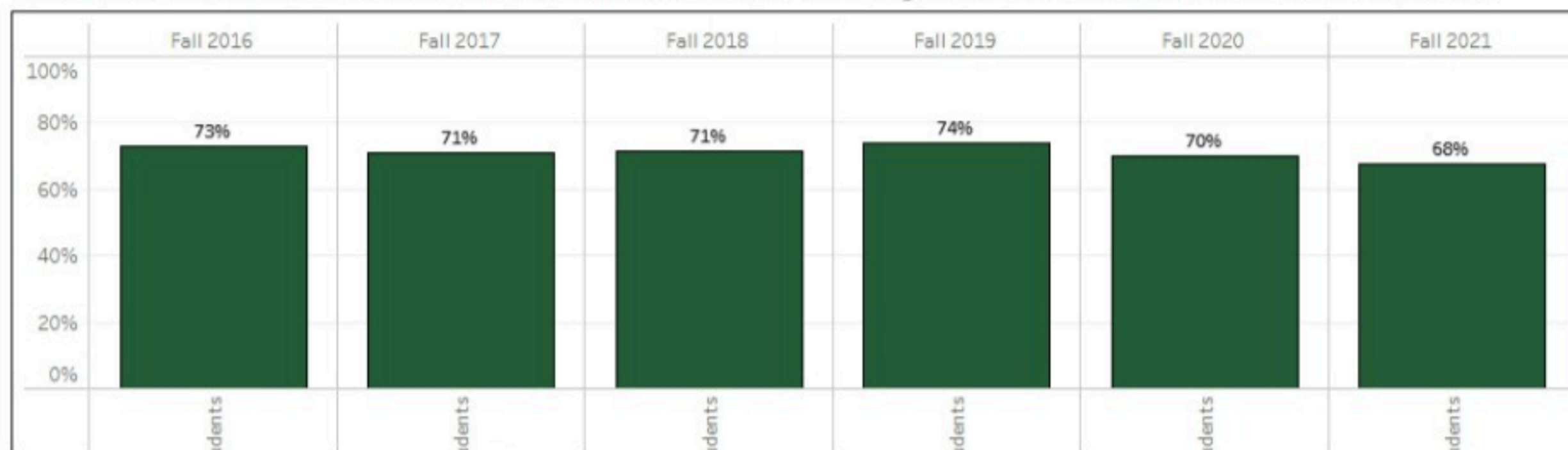


### Student Retention and Graduation -- Persistence

- Intended Degree
- Seeking a Bachelor's degree
  - Seeking Any degree

- Disaggregated by the following Demographic:
- None (shows all students in the cohort)
  - Race (grouped from IPEDS Race/Ethnicity)
  - Gender
  - Age (split by Traditional / Non-Traditional)
  - First Generation Status

**1 Year Persistence Rate:** Percent of incoming First-Time, Full-Time, degree-seeking students from a fall cohort who are enrolled at UVU (or another college) during the Fall term one year later OR who have completed any degree by that time. *Students with valid IPEDS exclusions who are not enrolled or who did not graduate are not included in the baseline number.*



Business Intelligence & Research Services | (801) 863-7926 | Room DX-204

#### STUDENT

- [ADMISSIONS](#)
- [ACADEMICS](#)
- [CAMPUS LIFE](#)
- [LOOKING TO ATTEND UVU](#)
- [CURRENT STUDENT](#)
- [ACCREDITATION](#)

#### EMPLOYEES

- [CAREER OPPORTUNITIES](#)
- [EMPLOYEE RESOURCES](#)
- [DIRECTORY](#)
- [PEOPLE & CULTURE](#)

#### COMMUNITY

- [ATHLETICS](#)
- [VISITORS & COMMUNITY](#)
- [OFFICE OF THE PRESIDENT](#)
- [ABOUT UVU / HISTORY](#)
- [ALUMNI](#)
- [ENGAGEMENT & EFFECTIVENESS](#)
- [GIVE TO UVU](#)
- [CONTACT US](#)

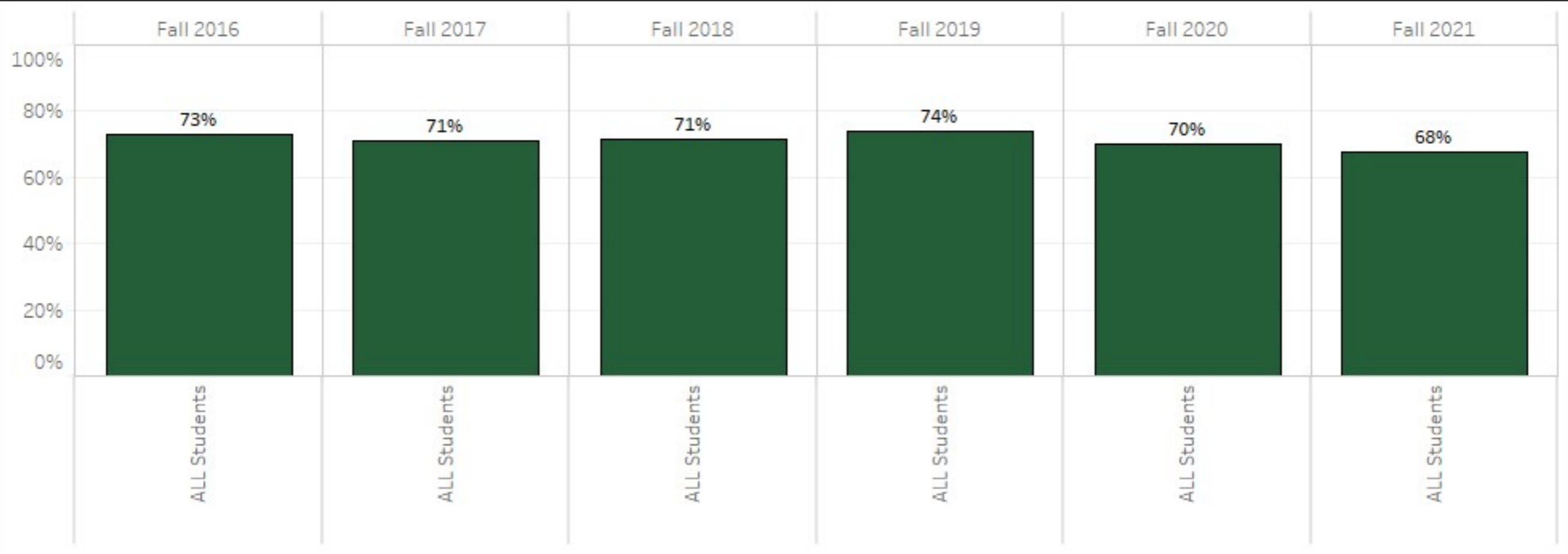
#### UTILITY

- [COVID-19 INFO](#)
- [MAPS / PARKING](#)
- [SERVICE DESK](#)
- [EMERGENCY](#)
- [POLICE](#)
- [GET HELP](#)
- [SEARCH](#)
- [ACCESSIBILITY](#)
- [TITLE IX / EQUAL OPPORTUNITY](#)

Intended Degree  
● Seeking a Bachelor's degree  
○ Seeking Any degree

Disaggregated by the following Demographic:  
● None (shows all students in the cohort)  
○ Race (grouped from IPEDS Race/Ethnicity)  
○ Gender  
○ Age (split by Traditional / Non-Traditional)  
○ First Generation Status

**1 Year Persistence Rate:** Percent of incoming First-Time, Full-Time, degree-seeking students from a fall cohort who are enrolled at UVU (*or another college*) during the Fall term one year later OR who have completed any degree by that time. *Students with valid IPEDS exclusions who are not enrolled or who did not graduate are not included in the baseline number.*



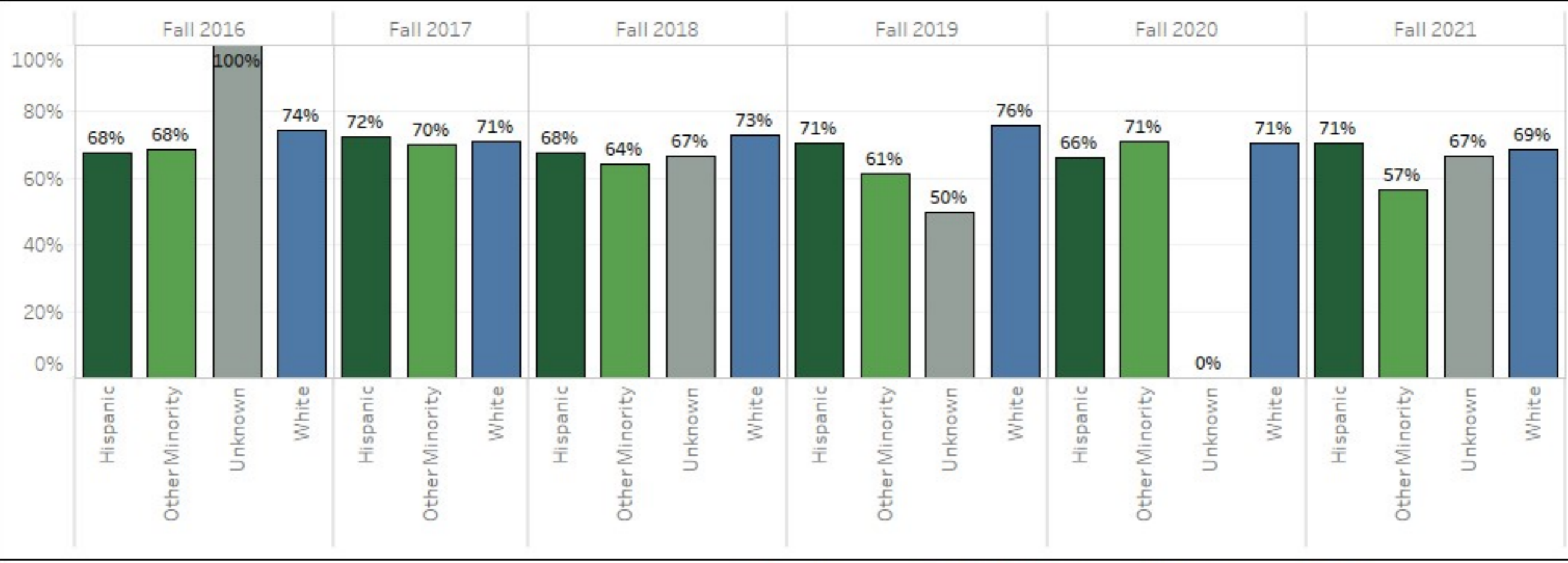
Data Updated:  
5/29/2024

■ ALL Students

Intended Degree  
 ● Seeking a Bachelor's degree  
 ○ Seeking Any degree

Disaggregated by the following Demographic:  
 ○ None (shows all students in the cohort)  
 ● Race (grouped from IPEDS Race/Ethnicity)  
 ○ Gender  
 ○ Age (split by Traditional / Non-Traditional)  
 ○ First Generation Status

**1 Year Persistence Rate:** Percent of incoming First-Time, Full-Time, degree-seeking students from a fall cohort who are enrolled at UVU (or another college) during the Fall term one year later OR who have completed any degree by that time. *Students with valid IPEDS exclusions who are not enrolled or who did not graduate are not included in the baseline number.*

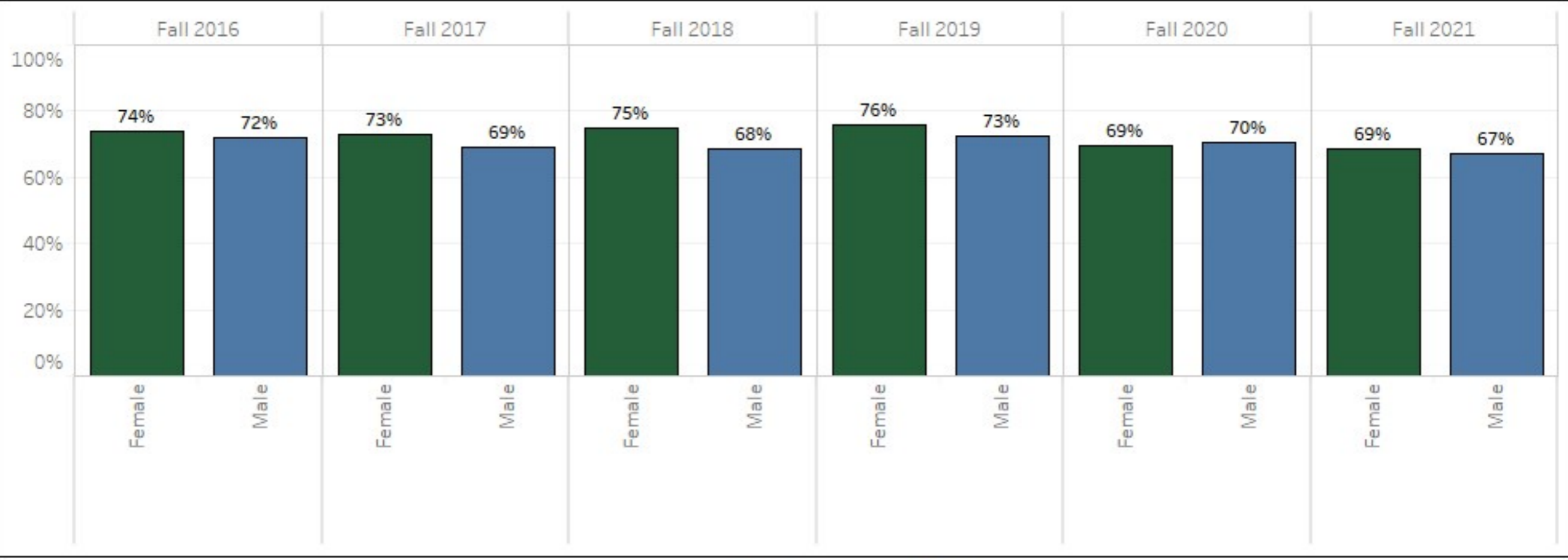


Intended Degree  
 Seeking a Bachelor's degree  
 Seeking Any degree

Disaggregated by the following Demographic:

- None (shows all students in the cohort)
- Race (grouped from IPEDS Race/Ethnicity)
- Gender
- Age (split by Traditional / Non-Traditional)
- First Generation Status

**1 Year Persistence Rate:** Percent of incoming First-Time, Full-Time, degree-seeking students from a fall cohort who are enrolled at UVU (*or another college*) during the Fall term one year later OR who have completed any degree by that time. *Students with valid IPEDS exclusions who are not enrolled or who did not graduate are not included in the baseline number.*



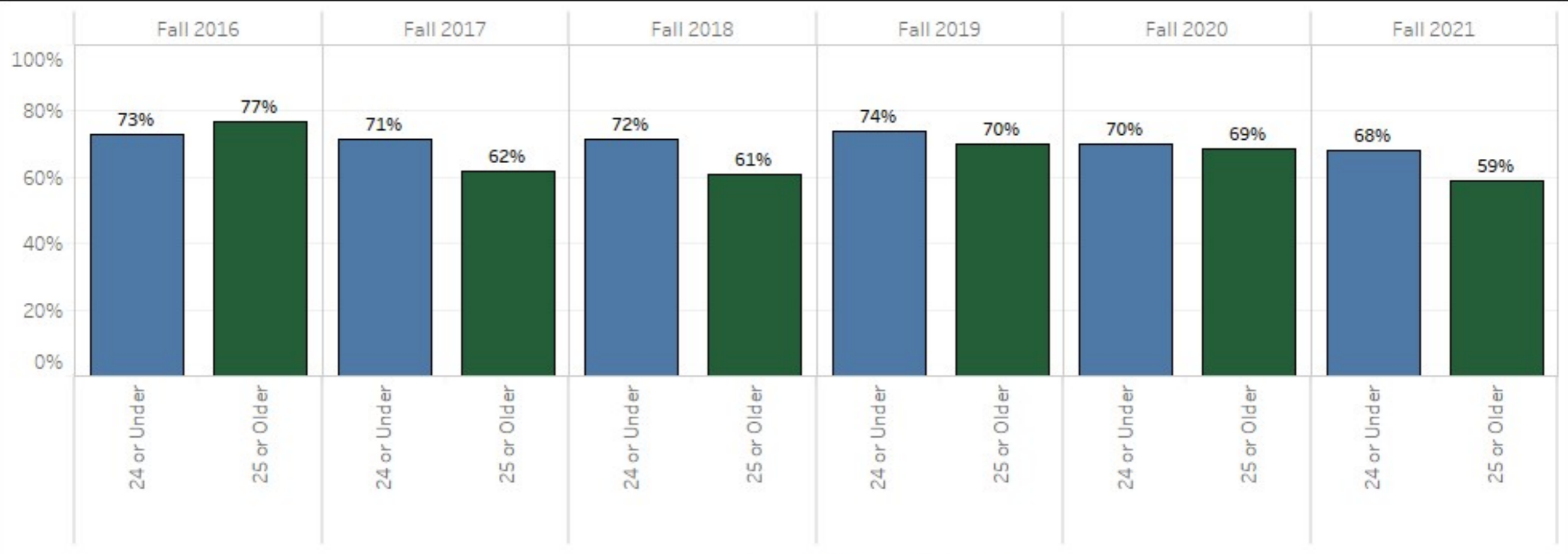
Data Updated:  
5/29/2024

■ Female      ■ Male

Intended Degree  
 ● Seeking a Bachelor's degree  
 ○ Seeking Any degree

Disaggregated by the following Demographic:  
 ○ None (shows all students in the cohort)  
 ○ Race (grouped from IPEDS Race/Ethnicity)  
 ○ Gender  
 ● Age (split by Traditional / Non-Traditional)  
 ○ First Generation Status

**1 Year Persistence Rate:** Percent of incoming First-Time, Full-Time, degree-seeking students from a fall cohort who are enrolled at UVU (*or another college*) during the Fall term one year later OR who have completed any degree by that time. *Students with valid IPEDS exclusions who are not enrolled or who did not graduate are not included in the baseline number.*



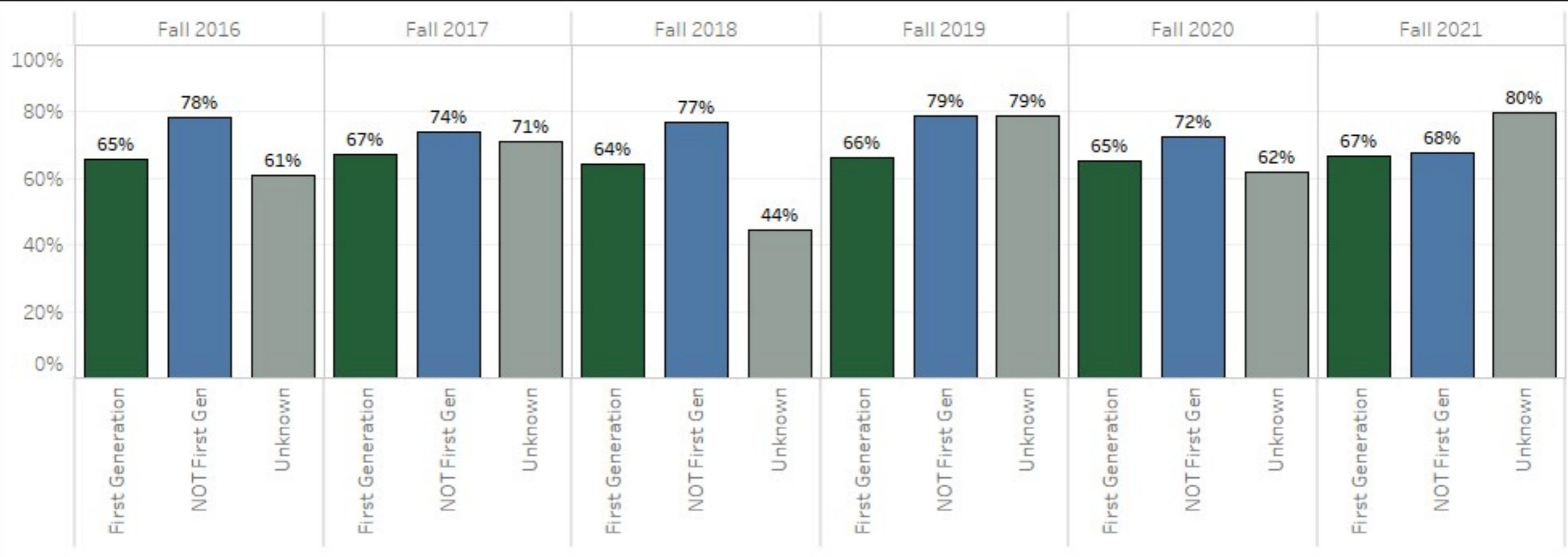
Data Updated:  
5/29/2024

■ 24 or Under    ■ 25 or Older

Intended Degree  
 ● Seeking a Bachelor's degree  
 ○ Seeking Any degree

Disaggregated by the following Demographic:  
 ○ None (shows all students in the cohort)  
 ○ Race (grouped from IPEDS Race/Ethnicity)  
 ○ Gender  
 ○ Age (split by Traditional / Non-Traditional)  
 ● First Generation Status

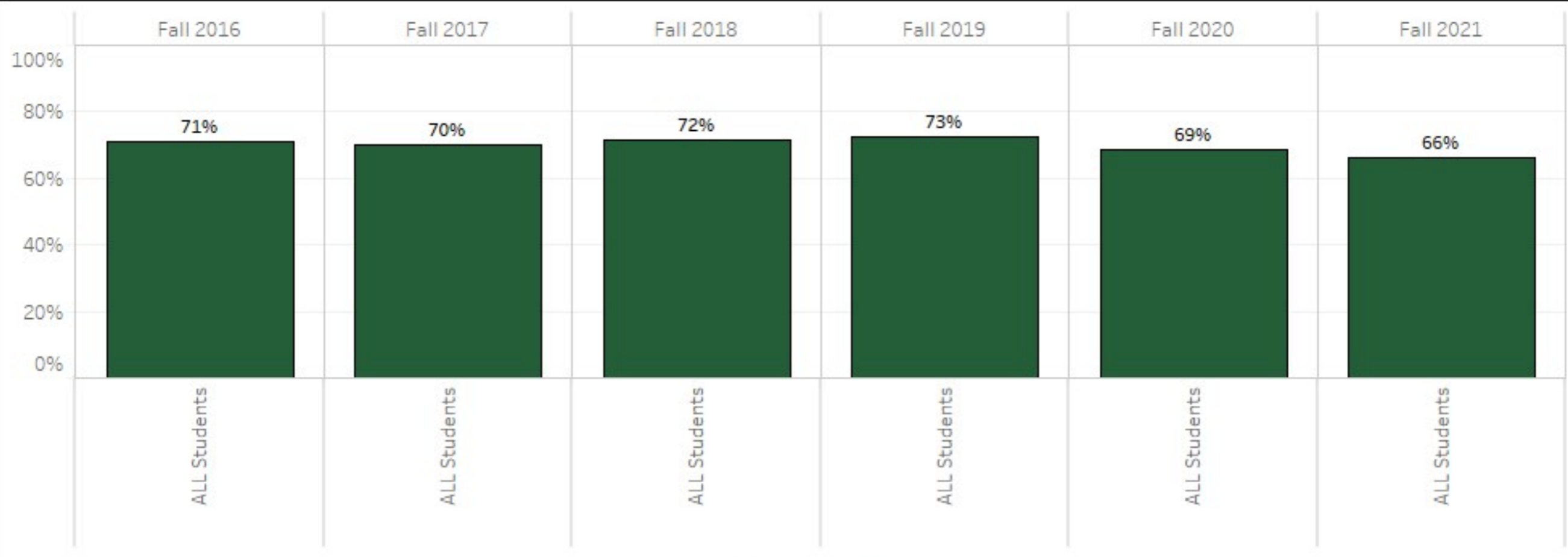
**1 Year Persistence Rate:** Percent of incoming First-Time, Full-Time, degree-seeking students from a fall cohort who are enrolled at UVU (or another college) during the Fall term one year later OR who have completed any degree by that time. *Students with valid IPEDS exclusions who are not enrolled or who did not graduate are not included in the baseline number.*



Intended Degree  
○ Seeking a Bachelor's degree  
● Seeking Any degree

Disaggregated by the following Demographic:  
● None (shows all students in the cohort)  
○ Race (grouped from IPEDS Race/Ethnicity)  
○ Gender  
○ Age (split by Traditional / Non-Traditional)  
○ First Generation Status

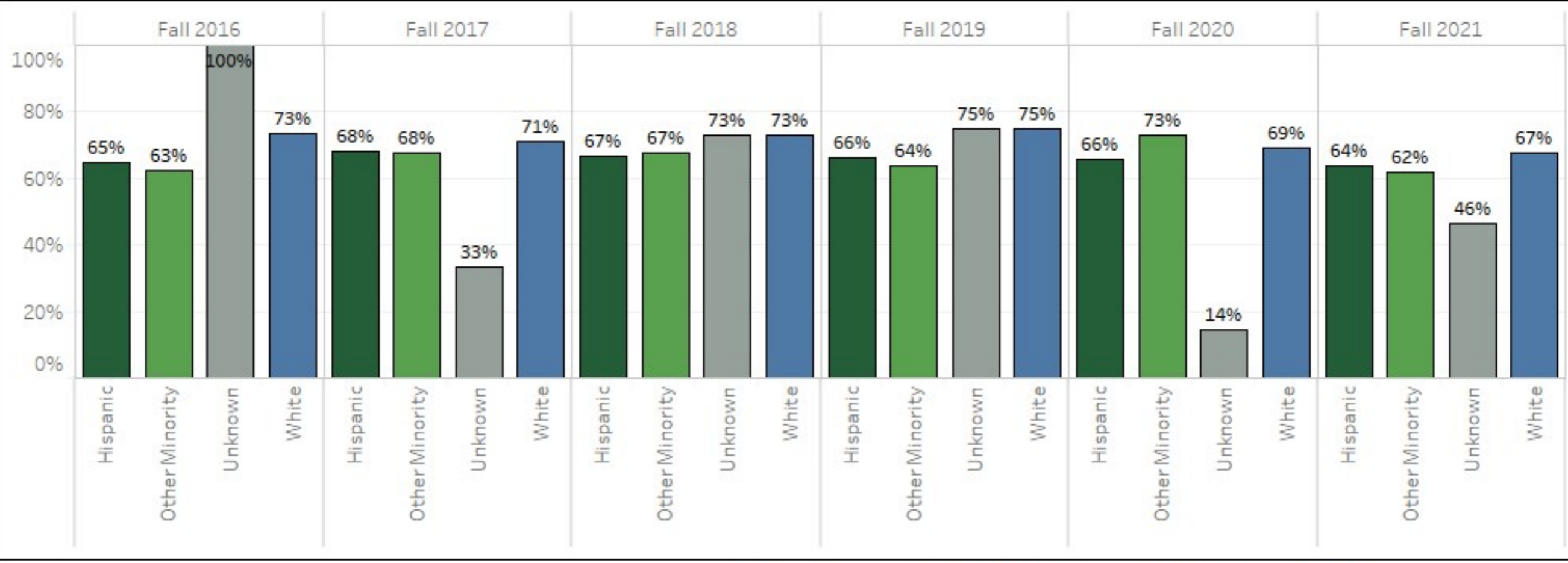
**1 Year Persistence Rate:** Percent of incoming First-Time, Full-Time, degree-seeking students from a fall cohort who are enrolled at UVU (*or another college*) during the Fall term one year later OR who have completed any degree by that time. *Students with valid IPEDS exclusions who are not enrolled or who did not graduate are not included in the baseline number.*



Intended Degree  
 ○ Seeking a Bachelor's degree  
 ● Seeking Any degree

Disaggregated by the following Demographic:  
 ○ None (shows all students in the cohort)  
 ● Race (grouped from IPEDS Race/Ethnicity)  
 ○ Gender  
 ○ Age (split by Traditional / Non-Traditional)  
 ○ First Generation Status

**1 Year Persistence Rate:** Percent of incoming First-Time, Full-Time, degree-seeking students from a fall cohort who are enrolled at UVU (or another college) during the Fall term one year later OR who have completed any degree by that time. *Students with valid IPEDS exclusions who are not enrolled or who did not graduate are not included in the baseline number.*

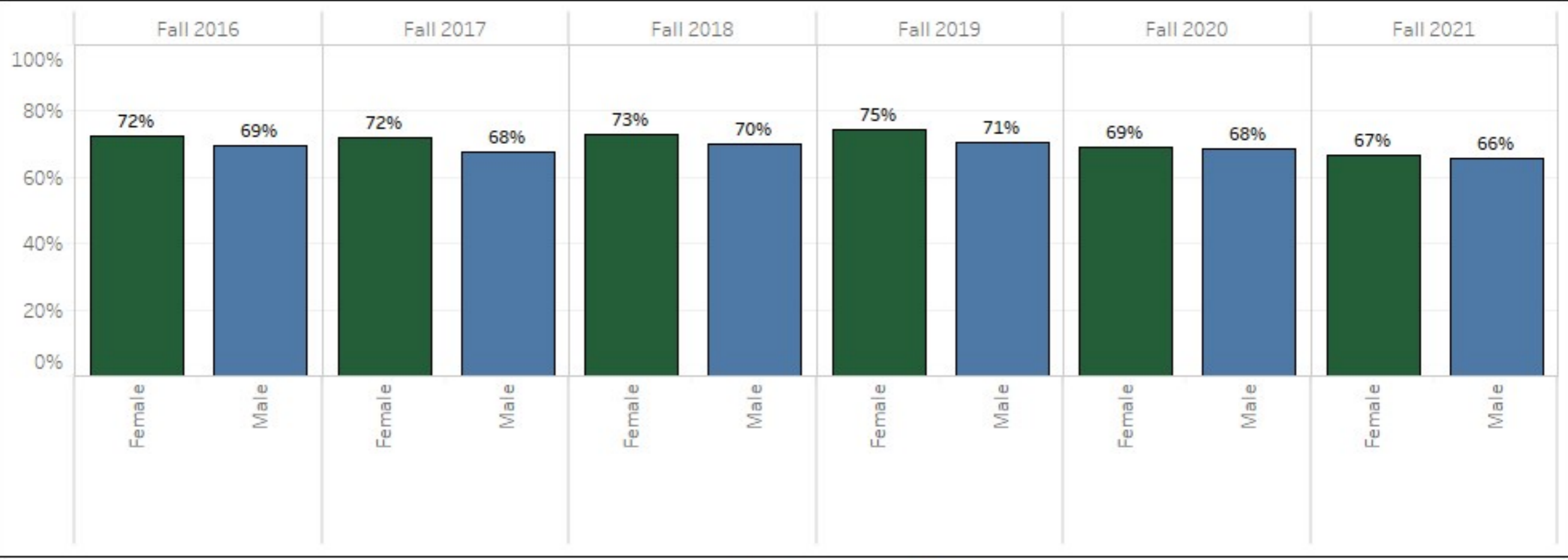




Intended Degree  
 Seeking a Bachelor's degree  
 Seeking Any degree

Disaggregated by the following Demographic:  
 None (shows all students in the cohort)  
 Race (grouped from IPEDS Race/Ethnicity)  
 Gender  
 Age (split by Traditional / Non-Traditional)  
 First Generation Status

**1 Year Persistence Rate:** Percent of incoming First-Time, Full-Time, degree-seeking students from a fall cohort who are enrolled at UVU (*or another college*) during the Fall term one year later OR who have completed any degree by that time. *Students with valid IPEDS exclusions who are not enrolled or who did not graduate are not included in the baseline number.*



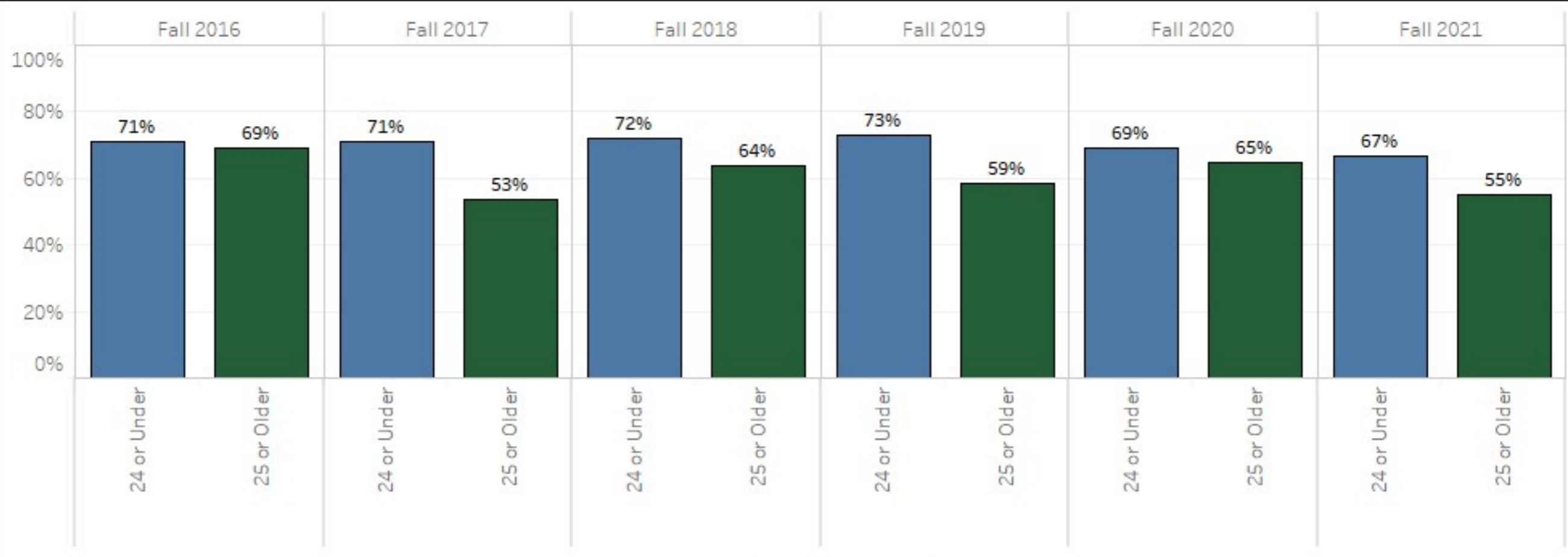
Data Updated:  
5/29/2024

Female Male

Intended Degree  
 Seeking a Bachelor's degree  
 Seeking Any degree

Disaggregated by the following Demographic:  
 None (shows all students in the cohort)  
 Race (grouped from IPEDS Race/Ethnicity)  
 Gender  
 Age (split by Traditional / Non-Traditional)  
 First Generation Status

**1 Year Persistence Rate:** Percent of incoming First-Time, Full-Time, degree-seeking students from a fall cohort who are enrolled at UVU (*or another college*) during the Fall term one year later OR who have completed any degree by that time. *Students with valid IPEDS exclusions who are not enrolled or who did not graduate are not included in the baseline number.*



Data Updated:  
5/29/2024

■ 24 or Under    ■ 25 or Older

Intended Degree  
 ○ Seeking a Bachelor's degree  
 ● Seeking Any degree

Disaggregated by the following Demographic:  
 ○ None (shows all students in the cohort)  
 ○ Race (grouped from IPEDS Race/Ethnicity)  
 ○ Gender  
 ○ Age (split by Traditional / Non-Traditional)  
 ● First Generation Status

**1 Year Persistence Rate:** Percent of incoming First-Time, Full-Time, degree-seeking students from a fall cohort who are enrolled at UVU (*or another college*) during the Fall term one year later OR who have completed any degree by that time. *Students with valid IPEDS exclusions who are not enrolled or who did not graduate are not included in the baseline number.*

