

Performance Measures

NWCCU Accreditation Measures

- Post-Graduation Success
- **Student Retention and Graduation**

Peer Performance Measures

Other Performance Measures

Student Retention and Graduation

Expand Table View

NWCCU Retention NWCCU Persistence NWCCU Outcome Measure NWCCU Peer Comparison



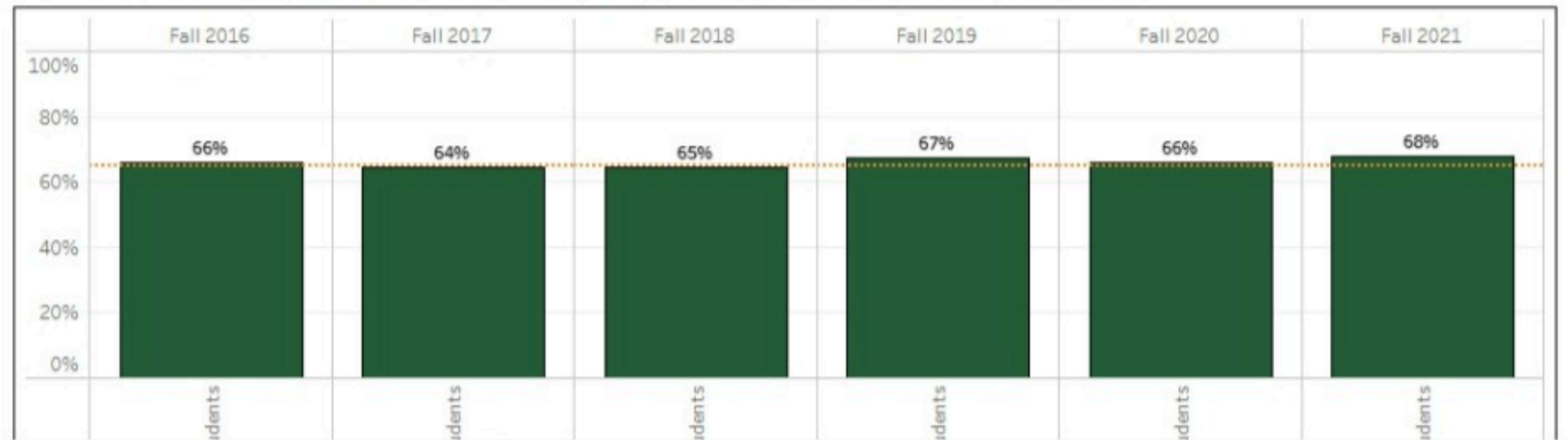
Student Retention and Graduation -- *Retention*

- Intended Degree
- Seeking a Bachelor's degree
 - Seeking Any degree

- Disaggregated by the following Demographic:
- None (shows all students in the cohort)
 - Race (grouped from IPEDS Race/Ethnicity)
 - Gender
 - Age (split by Traditional / Non-Traditional)
 - First Generation Status

2025 Goal = 65% [5-Year Average]
(dotted line on graph)

1 Year Retention Rate: Percent of incoming First-Time, Full-Time, degree-seeking students from a fall cohort who are enrolled at UVU during the Fall term one year later OR who have completed any degree by that time. *Students with valid IPEDS exclusions who are not enrolled or who did not graduate are not included in the baseline number.*



Business Intelligence & Research Services | (801) 863-7926 | Room DX-204

STUDENT

- [ADMISSIONS](#)
- [ACADEMICS](#)
- [CAMPUS LIFE](#)
- [LOOKING TO ATTEND UVU](#)
- [CURRENT STUDENT](#)
- [ACCREDITATION](#)

EMPLOYEES

- [CAREER OPPORTUNITIES](#)
- [EMPLOYEE RESOURCES](#)
- [DIRECTORY](#)
- [PEOPLE & CULTURE](#)

COMMUNITY

- [ATHLETICS](#)
- [VISITORS & COMMUNITY](#)
- [OFFICE OF THE PRESIDENT](#)
- [ABOUT UVU / HISTORY](#)
- [ALUMNI](#)
- [ENGAGEMENT & EFFECTIVENESS](#)
- [GIVE TO UVU](#)
- [CONTACT US](#)

UTILITY

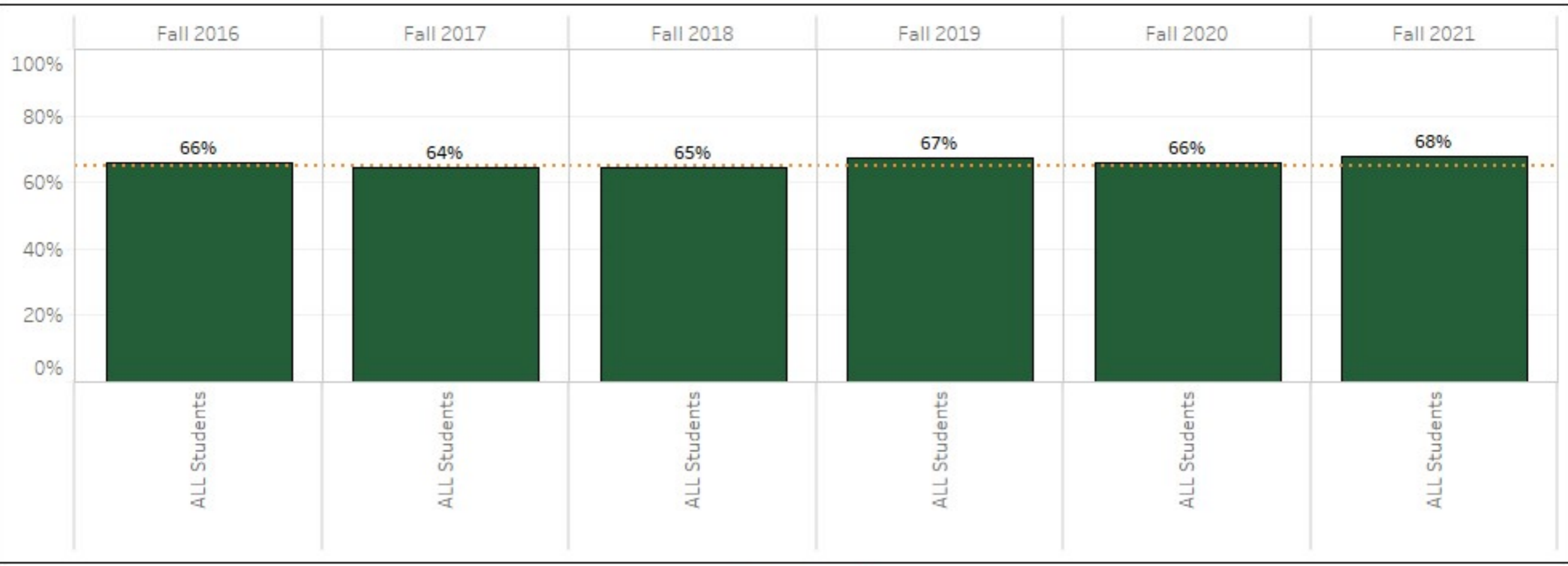
- [COVID-19 INFO](#)
- [MAPS / PARKING](#)
- [SERVICE DESK](#)
- [EMERGENCY](#)
- [POLICE](#)
- [GET HELP](#)
- [SEARCH](#)
- [ACCESSIBILITY](#)
- [TITLE IX / EQUAL OPPORTUNITY](#)

2025 Goal = 65% [5-Year Average]
(dotted line on graph)

Intended Degree
● Seeking a Bachelor's degree
○ Seeking Any degree

Disaggregated by the following Demographic:
● None (shows all students in the cohort)
○ Race (grouped from IPEDS Race/Ethnicity)
○ Gender
○ Age (split by Traditional / Non-Traditional)
○ First Generation Status

1 Year Retention Rate: Percent of incoming First-Time, Full-Time, degree-seeking students from a fall cohort who are enrolled at UVU during the Fall term one year later OR who have completed any degree by that time. *Students with valid IPEDS exclusions who are not enrolled or who did not graduate are not included in the baseline number.*



Data Updated:
5/29/2024

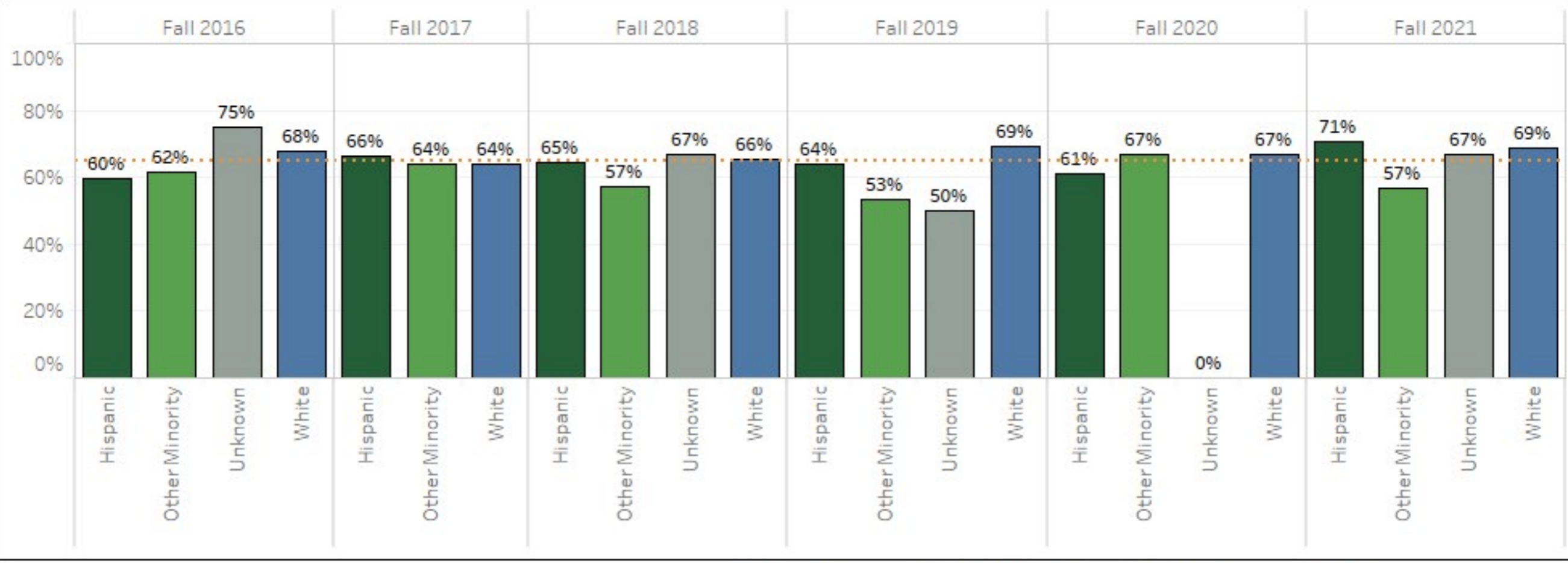
■ ALL Students

2025 Goal = 65% [5-Year Average]
(dotted line on graph)

Intended Degree
 ● Seeking a Bachelor's degree
 ○ Seeking Any degree

Disaggregated by the following Demographic:
 ○ None (shows all students in the cohort)
 ● Race (grouped from IPEDS Race/Ethnicity)
 ○ Gender
 ○ Age (split by Traditional / Non-Traditional)
 ○ First Generation Status

1 Year Retention Rate: Percent of incoming First-Time, Full-Time, degree-seeking students from a fall cohort who are enrolled at UVU during the Fall term one year later OR who have completed any degree by that time. *Students with valid IPEDS exclusions who are not enrolled or who did not graduate are not included in the baseline number.*

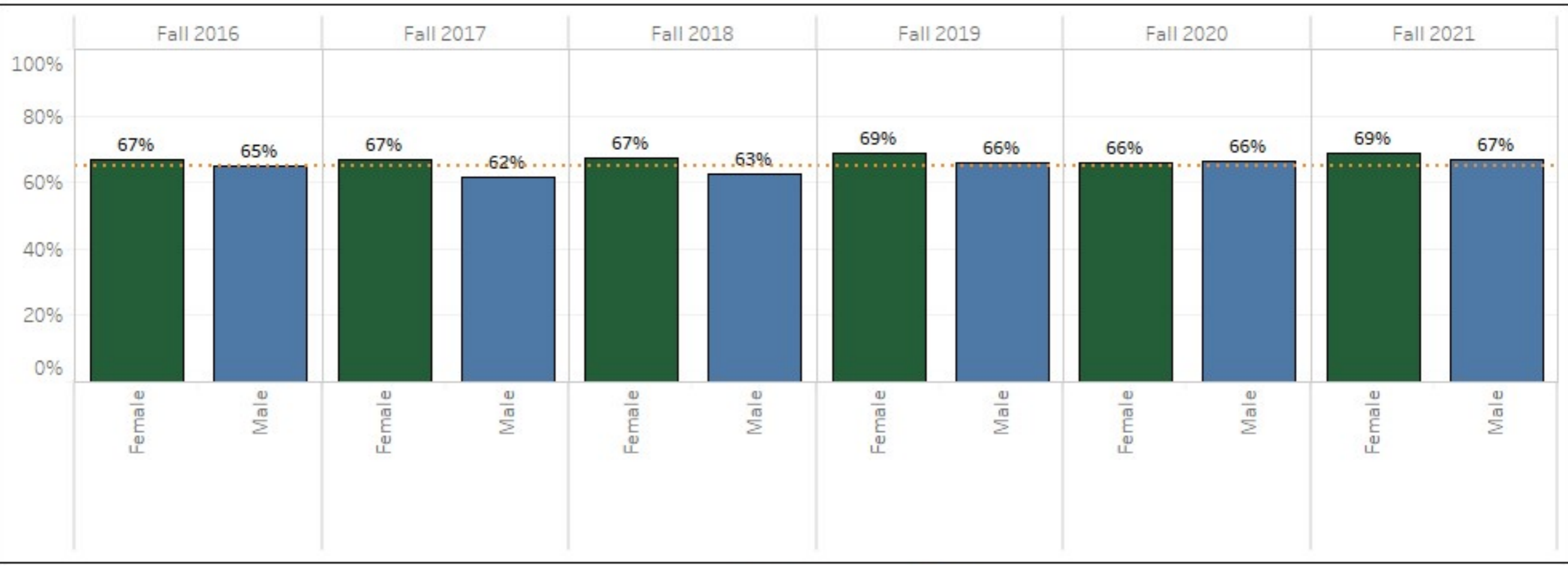


2025 Goal = 65% [5-Year Average]
(dotted line on graph)

Intended Degree
 ● Seeking a Bachelor's degree
 ○ Seeking Any degree

Disaggregated by the following Demographic:
 ○ None (shows all students in the cohort)
 ○ Race (grouped from IPEDS Race/Ethnicity)
 ● Gender
 ○ Age (split by Traditional / Non-Traditional)
 ○ First Generation Status

1 Year Retention Rate: Percent of incoming First-Time, Full-Time, degree-seeking students from a fall cohort who are enrolled at UVU during the Fall term one year later OR who have completed any degree by that time. *Students with valid IPEDS exclusions who are not enrolled or who did not graduate are not included in the baseline number.*



Data Updated:
 5/29/2024

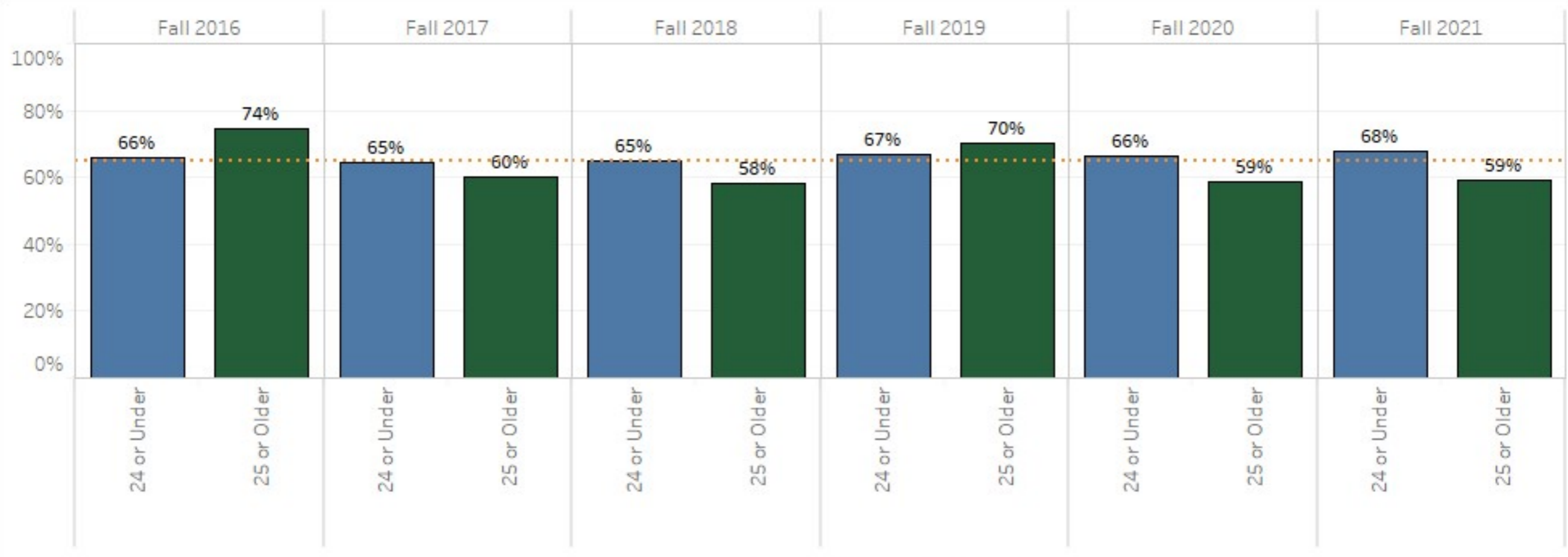
■ Female ■ Male

2025 Goal = 65% [5-Year Average]
(dotted line on graph)

Intended Degree
 ● Seeking a Bachelor's degree
 ○ Seeking Any degree

Disaggregated by the following Demographic:
 ○ None (shows all students in the cohort)
 ○ Race (grouped from IPEDS Race/Ethnicity)
 ○ Gender
 ● Age (split by Traditional / Non-Traditional)
 ○ First Generation Status

1 Year Retention Rate: Percent of incoming First-Time, Full-Time, degree-seeking students from a fall cohort who are enrolled at UVU during the Fall term one year later OR who have completed any degree by that time. *Students with valid IPEDS exclusions who are not enrolled or who did not graduate are not included in the baseline number.*



Data Updated:
 5/29/2024

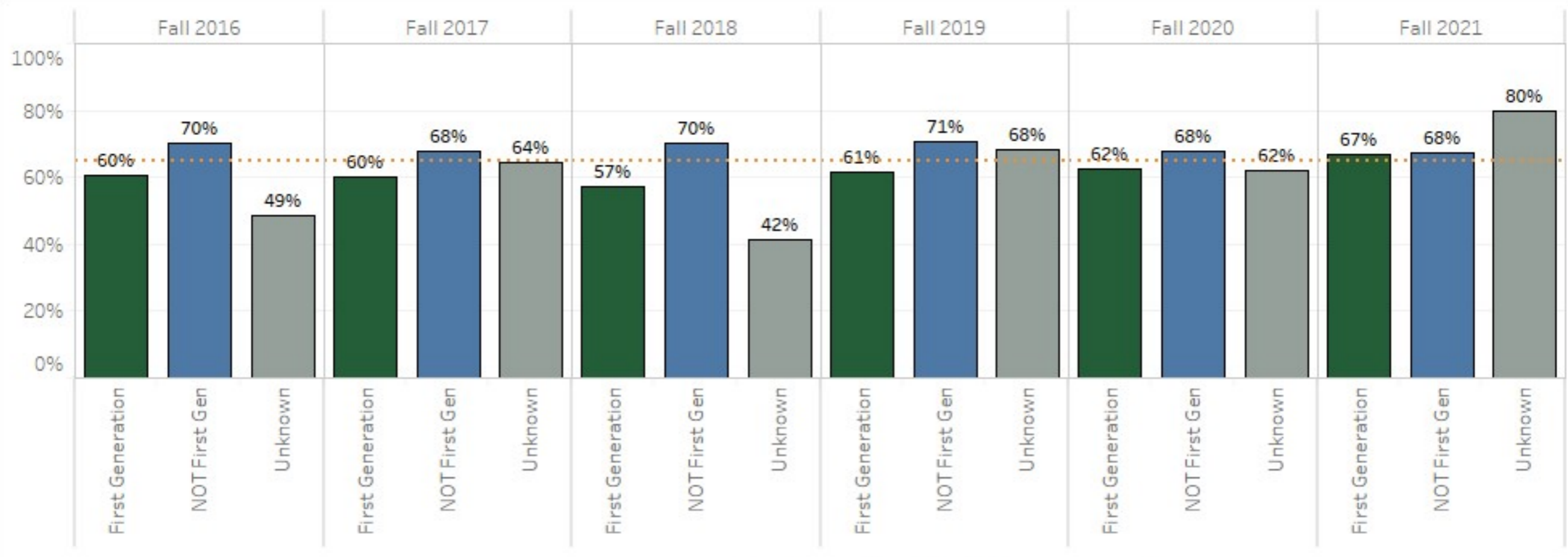
■ 24 or Under ■ 25 or Older

2025 Goal = 65% [5-Year Average]
(dotted line on graph)

Intended Degree
 ● Seeking a Bachelor's degree
 ○ Seeking Any degree

Disaggregated by the following Demographic:
 ○ None (shows all students in the cohort)
 ○ Race (grouped from IPEDS Race/Ethnicity)
 ○ Gender
 ○ Age (split by Traditional / Non-Traditional)
 ● First Generation Status

1 Year Retention Rate: Percent of incoming First-Time, Full-Time, degree-seeking students from a fall cohort who are enrolled at UVU during the Fall term one year later OR who have completed any degree by that time. *Students with valid IPEDS exclusions who are not enrolled or who did not graduate are not included in the baseline number.*



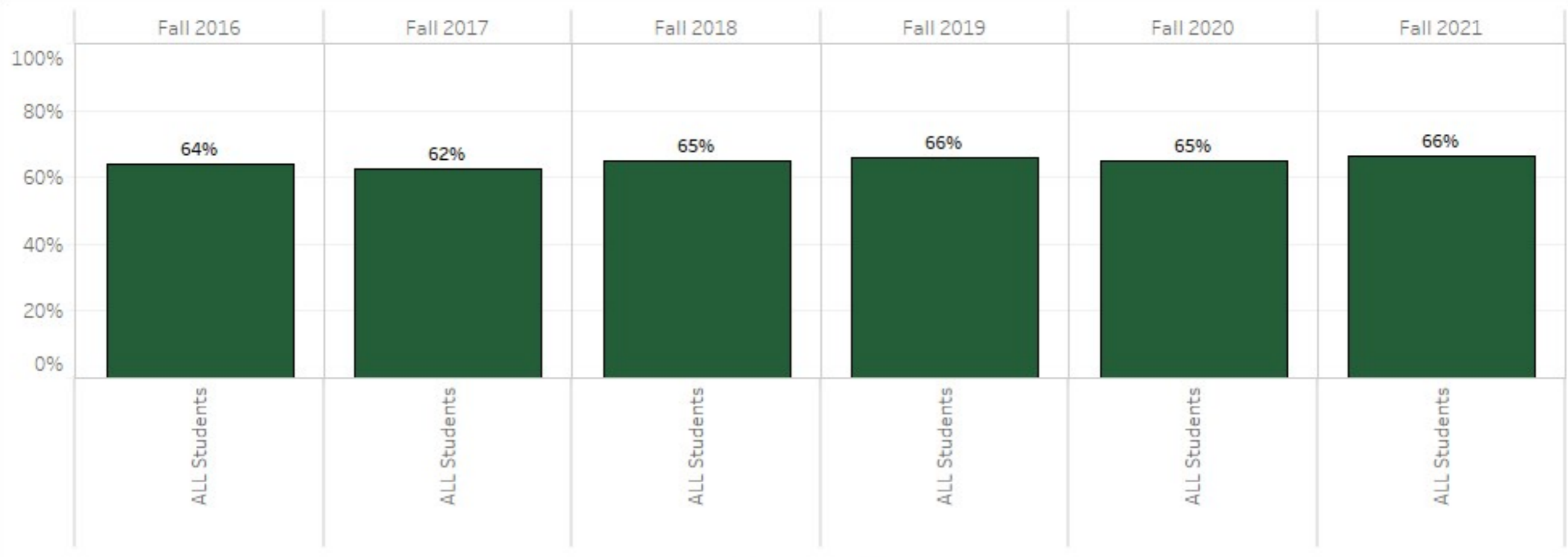
Data Updated:
 5/29/2024

■ First Generation ■ NOT First Gen ■ Unknown

Intended Degree
○ Seeking a Bachelor's degree
● Seeking Any degree

Disaggregated by the following Demographic:
● None (shows all students in the cohort)
○ Race (grouped from IPEDS Race/Ethnicity)
○ Gender
○ Age (split by Traditional / Non-Traditional)
○ First Generation Status

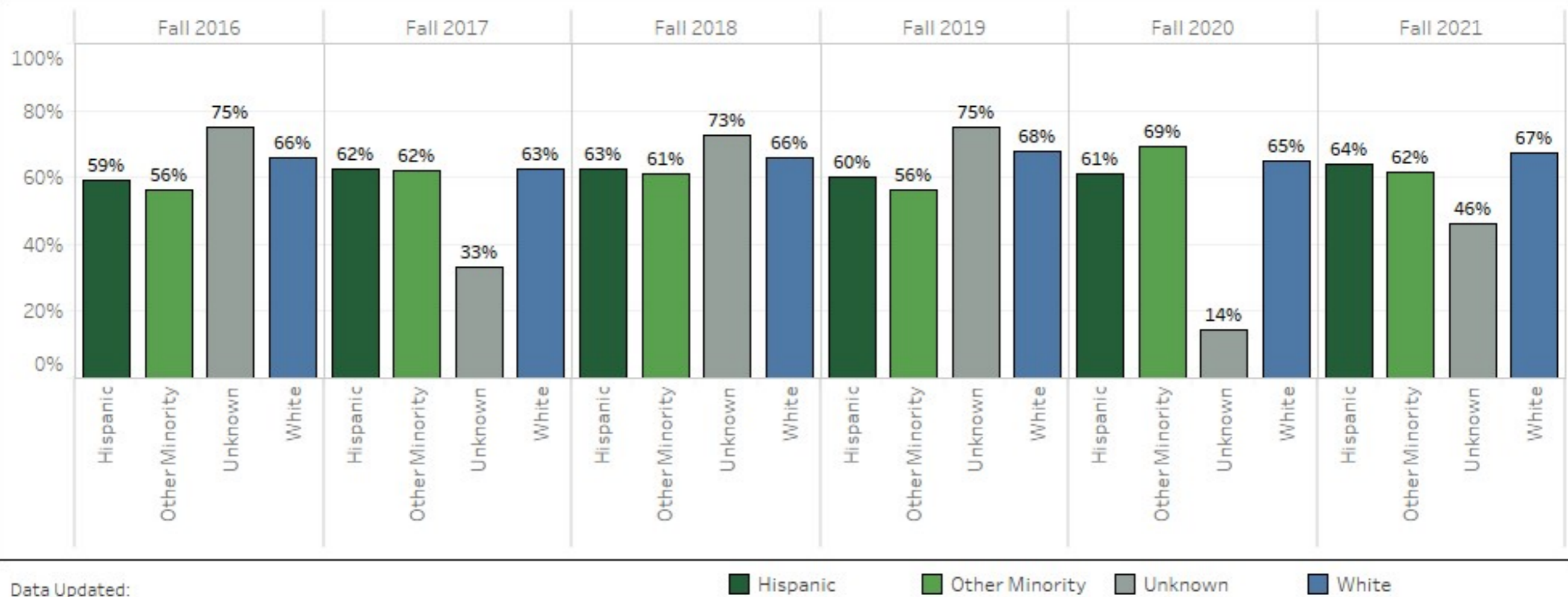
1 Year Retention Rate: Percent of incoming First-Time, Full-Time, degree-seeking students from a fall cohort who are enrolled at UVU during the Fall term one year later OR who have completed any degree by that time. *Students with valid IPEDS exclusions who are not enrolled or who did not graduate are not included in the baseline number.*



Intended Degree
 ○ Seeking a Bachelor's degree
 ● Seeking Any degree

Disaggregated by the following Demographic:
 ○ None (shows all students in the cohort)
 ● Race (grouped from IPEDS Race/Ethnicity)
 ○ Gender
 ○ Age (split by Traditional / Non-Traditional)
 ○ First Generation Status

1 Year Retention Rate: Percent of incoming First-Time, Full-Time, degree-seeking students from a fall cohort who are enrolled at UVU during the Fall term one year later OR who have completed any degree by that time. *Students with valid IPEDS exclusions who are not enrolled or who did not graduate are not included in the baseline number.*

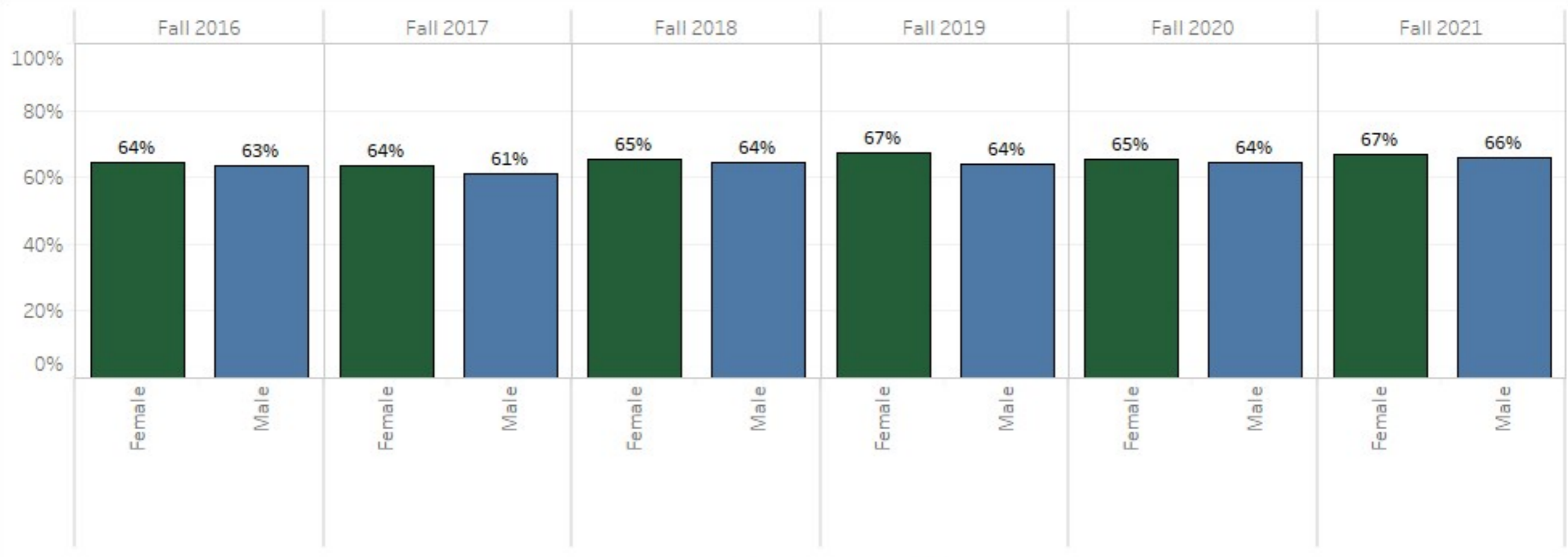


Intended Degree
 Seeking a Bachelor's degree
 Seeking Any degree

Disaggregated by the following Demographic:

- None (shows all students in the cohort)
- Race (grouped from IPEDS Race/Ethnicity)
- Gender
- Age (split by Traditional / Non-Traditional)
- First Generation Status

1 Year Retention Rate: Percent of incoming First-Time, Full-Time, degree-seeking students from a fall cohort who are enrolled at UVU during the Fall term one year later OR who have completed any degree by that time. *Students with valid IPEDS exclusions who are not enrolled or who did not graduate are not included in the baseline number.*



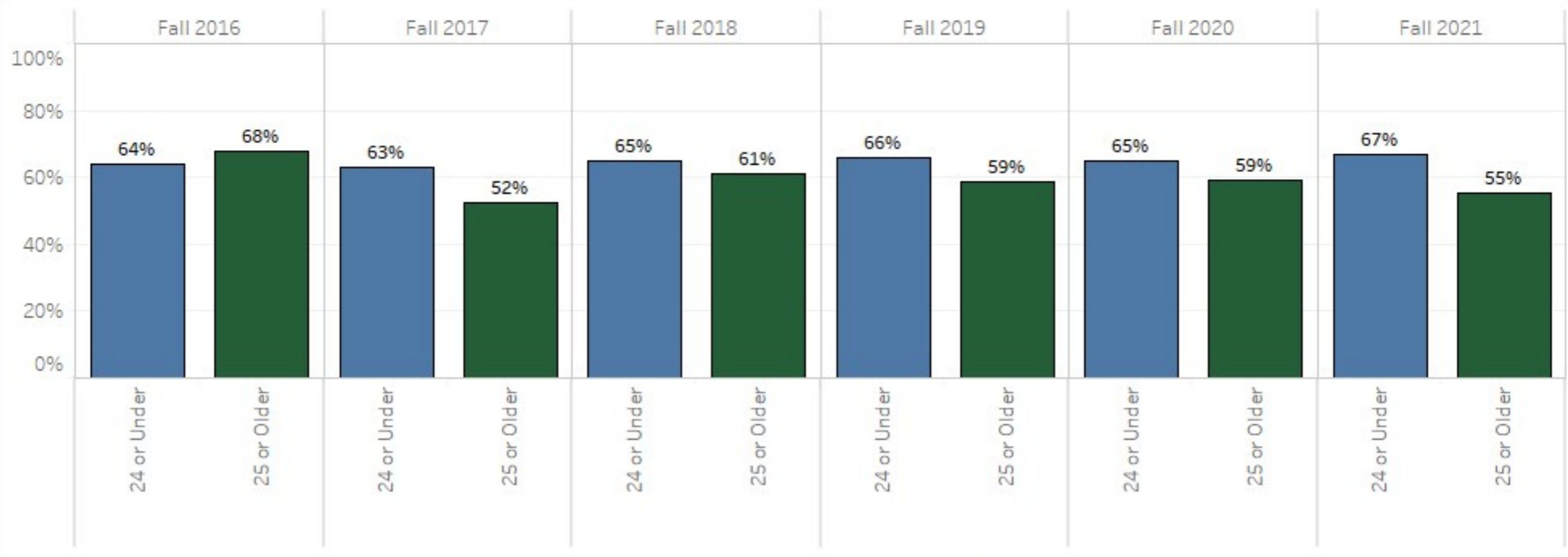
Data Updated:
5/29/2024

■ Female ■ Male

Intended Degree
 ○ Seeking a Bachelor's degree
 ● Seeking Any degree

Disaggregated by the following Demographic:
 ○ None (shows all students in the cohort)
 ○ Race (grouped from IPEDS Race/Ethnicity)
 ○ Gender
 ● Age (split by Traditional / Non-Traditional)
 ○ First Generation Status

1 Year Retention Rate: Percent of incoming First-Time, Full-Time, degree-seeking students from a fall cohort who are enrolled at UVU during the Fall term one year later OR who have completed any degree by that time. *Students with valid IPEDS exclusions who are not enrolled or who did not graduate are not included in the baseline number.*



Intended Degree
 ○ Seeking a Bachelor's degree
 ● Seeking Any degree

Disaggregated by the following Demographic:
 ○ None (shows all students in the cohort)
 ○ Race (grouped from IPEDS Race/Ethnicity)
 ○ Gender
 ○ Age (split by Traditional / Non-Traditional)
 ● First Generation Status

1 Year Retention Rate: Percent of incoming First-Time, Full-Time, degree-seeking students from a fall cohort who are enrolled at UVU during the Fall term one year later OR who have completed any degree by that time. *Students with valid IPEDS exclusions who are not enrolled or who did not graduate are not included in the baseline number.*

