

The following data are provided to support academic departments, schools, and colleges to inform their cyclical institutional program reviews (as indicated in USHE Policy R411). In addition, these dashboards allow department chairs and other leaders to monitor and assess progress toward strategic goals as part of their annual self-assessment process. Specific guidelines and assistance in both of these efforts is available through the Office of Academic Quality Assurance.

If this is your first visit, our Academic Program Review Guide is a great place to start.

Information on Students

Information on Enrollments

Information on Courses

Information on Graduates

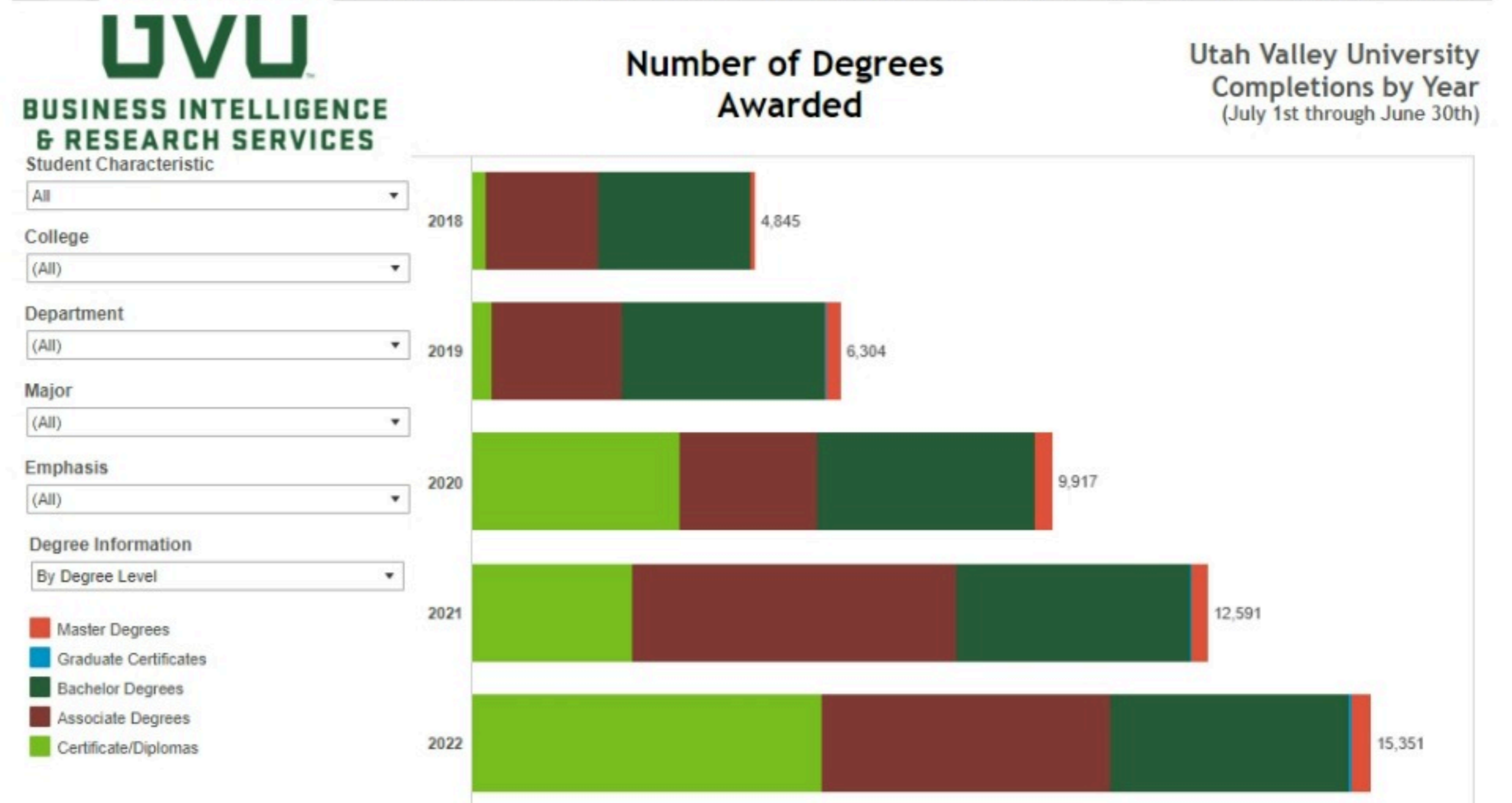
- Completions
- Degrees awarded by type
- Number of years and terms to graduation, excess credits, age, race, and gender
- Students' satisfaction, employment, and further education (Alumni Survey)
- Students enrolling in other institutions (National Student Clearing House)

Other Information

Completions

Expand Table View

Completions Summary | Average Values | Demographics | Minors | Time to Graduate | Number of Awards by Race | Time to Graduate by Race a



STUDENT

- [ADMISSIONS](#)
- [ACADEMICS](#)
- [CAMPUS LIFE](#)
- [LOOKING TO ATTEND UVU](#)
- [CURRENT STUDENT](#)
- [ACCREDITATION](#)

EMPLOYEES

- [CAREER OPPORTUNITIES](#)
- [EMPLOYEE RESOURCES](#)
- [DIRECTORY](#)
- [PEOPLE & CULTURE](#)

COMMUNITY

- [ATHLETICS](#)
- [VISITORS & COMMUNITY](#)
- [OFFICE OF THE PRESIDENT](#)
- [ABOUT UVU / HISTORY](#)
- [ALUMNI](#)
- [ENGAGEMENT & EFFECTIVENESS](#)
- [GIVE TO UVU](#)
- [CONTACT US](#)

UTILITY

- [COVID-19 INFO](#)
- [MAPS / PARKING](#)
- [SERVICE DESK](#)
- [EMERGENCY](#)
- [POLICE](#)
- [GET HELP](#)
- [SEARCH](#)
- [ACCESSIBILITY](#)
- [TITLE IX / EQUAL OPPORTUNITY](#)

Academic Programs

The following data are provided to support academic departments, schools, and colleges to inform their cyclical institutional program reviews (as indicated in USHE Policy R411). In addition, these dashboards allow department chairs and other leaders to monitor and assess progress toward strategic goals as part of their annual self-assessment process. Specific guidelines and assistance in both of these efforts is available through the Office of Academic Quality Assurance.

If this is your first visit, our Academic Program Review Guide is a great place to start.

Information on Enrollments

Information on Courses

Information on Graduates

- Completions
- Degrees awarded by type
- Number of years and terms to graduation, excess credits, age, race, and gender
- Students' satisfaction, employment, and further education (Alumni Survey)
- Students enrolling in other institutions (National Student Clearing House)

Other Information



Student Characteristic

- All
- Concurrent Enrollment
- Male
- Female
- White
- Minorities
- No Prior Bachelor Degree
- Remedial Credits
- First Time Student
- Transfer Student
- STEM Programs
- First Generation Students

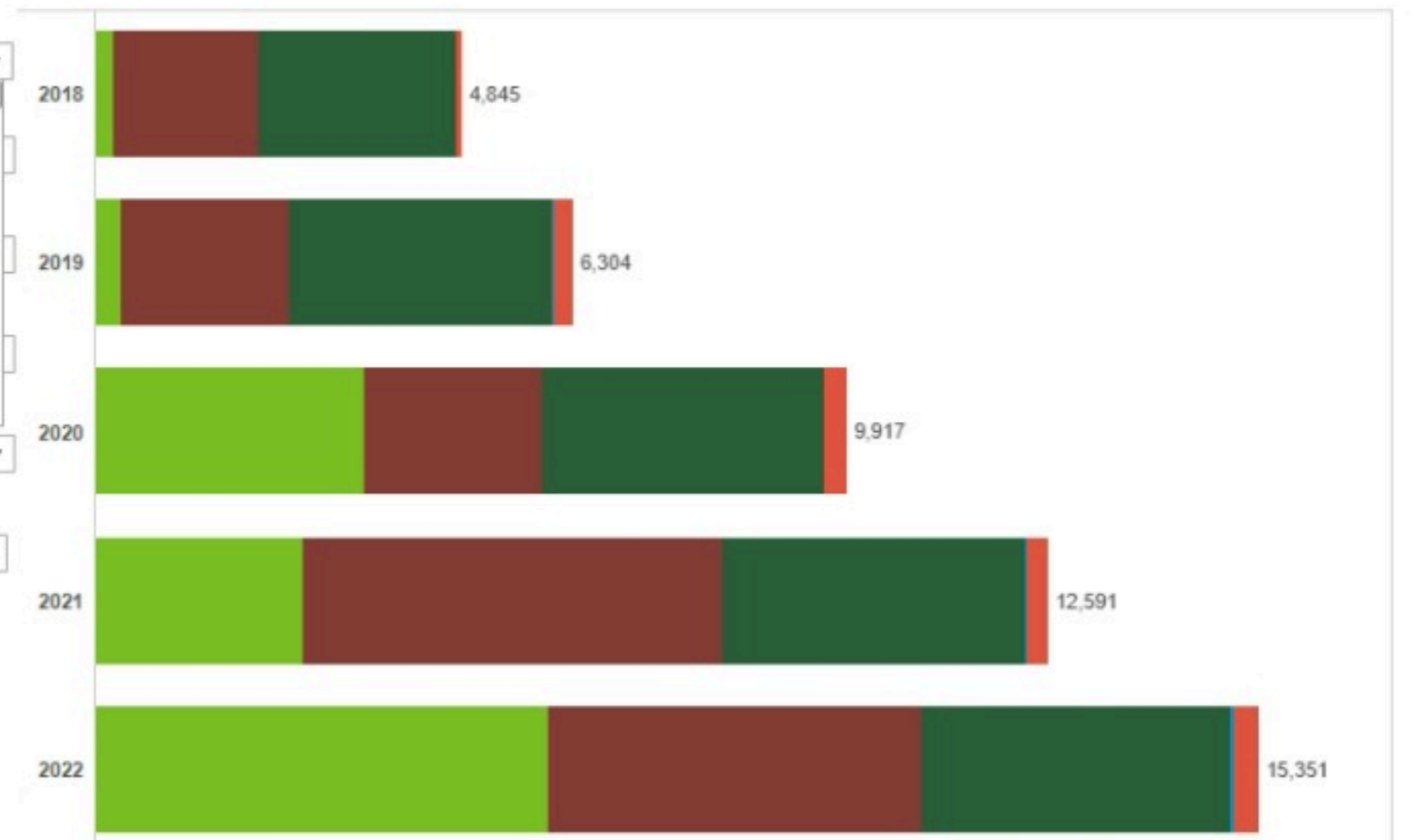
Degree Information

By Degree Level

- Master Degrees
- Graduate Certificates
- Bachelor Degrees
- Associate Degrees
- Certificate/Diplomas

Number of Degrees Awarded

Utah Valley University Completions by Year (July 1st through June 30th)



STUDENT

- [ADMISSIONS](#)
- [ACADEMICS](#)
- [CAMPUS LIFE](#)
- [LOOKING TO ATTEND UVU](#)
- [CURRENT STUDENT](#)
- [ACCREDITATION](#)

EMPLOYEES

- [CAREER OPPORTUNITIES](#)
- [EMPLOYEE RESOURCES](#)
- [DIRECTORY](#)
- [PEOPLE & CULTURE](#)

COMMUNITY

- [ATHLETICS](#)
- [VISITORS & COMMUNITY](#)
- [OFFICE OF THE PRESIDENT](#)
- [ABOUT UVU / HISTORY](#)
- [ALUMNI](#)
- [ENGAGEMENT & EFFECTIVENESS](#)
- [GIVE TO UVU](#)
- [CONTACT US](#)

UTILITY

- [COVID-19 INFO](#)
- [MAPS / PARKING](#)
- [SERVICE DESK](#)
- [EMERGENCY](#)
- [POLICE](#)
- [GET HELP](#)
- [SEARCH](#)
- [ACCESSIBILITY](#)
- [TITLE IX / EQUAL OPPORTUNITY](#)

Academic Programs

The following data are provided to support academic departments, schools, and colleges to inform their cyclical institutional program reviews (as indicated in USHE Policy R411). In addition, these dashboards allow department chairs and other leaders to monitor and assess progress toward strategic goals as part of their annual self-assessment process. Specific guidelines and assistance in both of these efforts is available through the Office of Academic Quality Assurance.

If this is your first visit, our Academic Program Review Guide is a great place to start.

Information on Enrollments

Information on Courses

Information on Graduates

- Completions
- Degrees awarded by type
- Number of years and terms to graduation, excess credits, age, race, and gender
- Students' satisfaction, employment, and further education (Alumni Survey)
- Students enrolling in other institutions (National Student Clearing House)

Other Information



Student Characteristic

All

College

(All)

(All)
College of Health & Public Service
College of Humanities & Social Sciences
College of Science
School of Education
School of the Arts
Smith College of Engineering and Technology
Woodbury School of Business

(All)

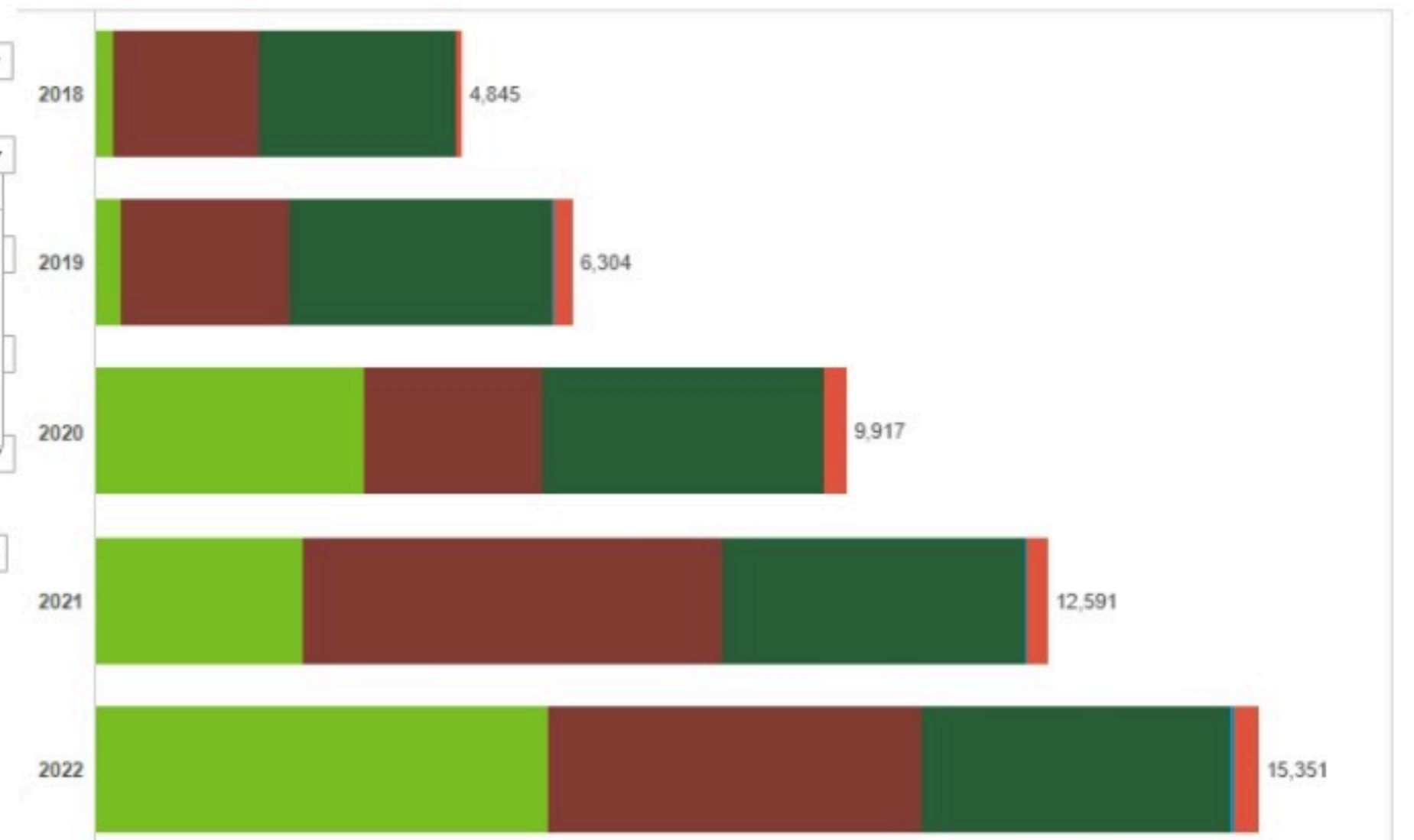
Degree Information

By Degree Level

- Master Degrees
- Graduate Certificates
- Bachelor Degrees
- Associate Degrees
- Certificate/Diplomas

Number of Degrees Awarded

Utah Valley University
Completions by Year
(July 1st through June 30th)



STUDENT

- [ADMISSIONS](#)
- [ACADEMICS](#)
- [CAMPUS LIFE](#)
- [LOOKING TO ATTEND UVU](#)
- [CURRENT STUDENT](#)
- [ACCREDITATION](#)

EMPLOYEES

- [CAREER OPPORTUNITIES](#)
- [EMPLOYEE RESOURCES](#)
- [DIRECTORY](#)
- [PEOPLE & CULTURE](#)

COMMUNITY

- [ATHLETICS](#)
- [VISITORS & COMMUNITY](#)
- [OFFICE OF THE PRESIDENT](#)
- [ABOUT UVU / HISTORY](#)
- [ALUMNI](#)
- [ENGAGEMENT & EFFECTIVENESS](#)
- [GIVE TO UVU](#)
- [CONTACT US](#)

UTILITY

- [COVID-19 INFO](#)
- [MAPS / PARKING](#)
- [SERVICE DESK](#)
- [EMERGENCY](#)
- [POLICE](#)
- [GET HELP](#)
- [SEARCH](#)
- [ACCESSIBILITY](#)
- [TITLE IX / EQUAL OPPORTUNITY](#)

Academic Programs

The following data are provided to support academic departments, schools, and colleges to inform their cyclical institutional program reviews (as indicated in USHE Policy R411). In addition, these dashboards allow department chairs and other leaders to monitor and assess progress toward strategic goals as part of their annual self-assessment process. Specific guidelines and assistance in both of these efforts is available through the Office of Academic Quality Assurance.

If this is your first visit, our Academic Program Review Guide is a great place to start.

Information on Enrollments

Information on Courses

Information on Graduates

- Completions
- Degrees awarded by type
- Number of years and terms to graduation, excess credits, age, race, and gender
- Students' satisfaction, employment, and further education (Alumni Survey)
- Students enrolling in other institutions (National Student Clearing House)

Other Information

Completions Summary Average Values Demographics Minors Time to Graduate Number of Awards by Race Time to Graduate by Race a



BUSINESS INTELLIGENCE & RESEARCH SERVICES

Student Characteristic

All

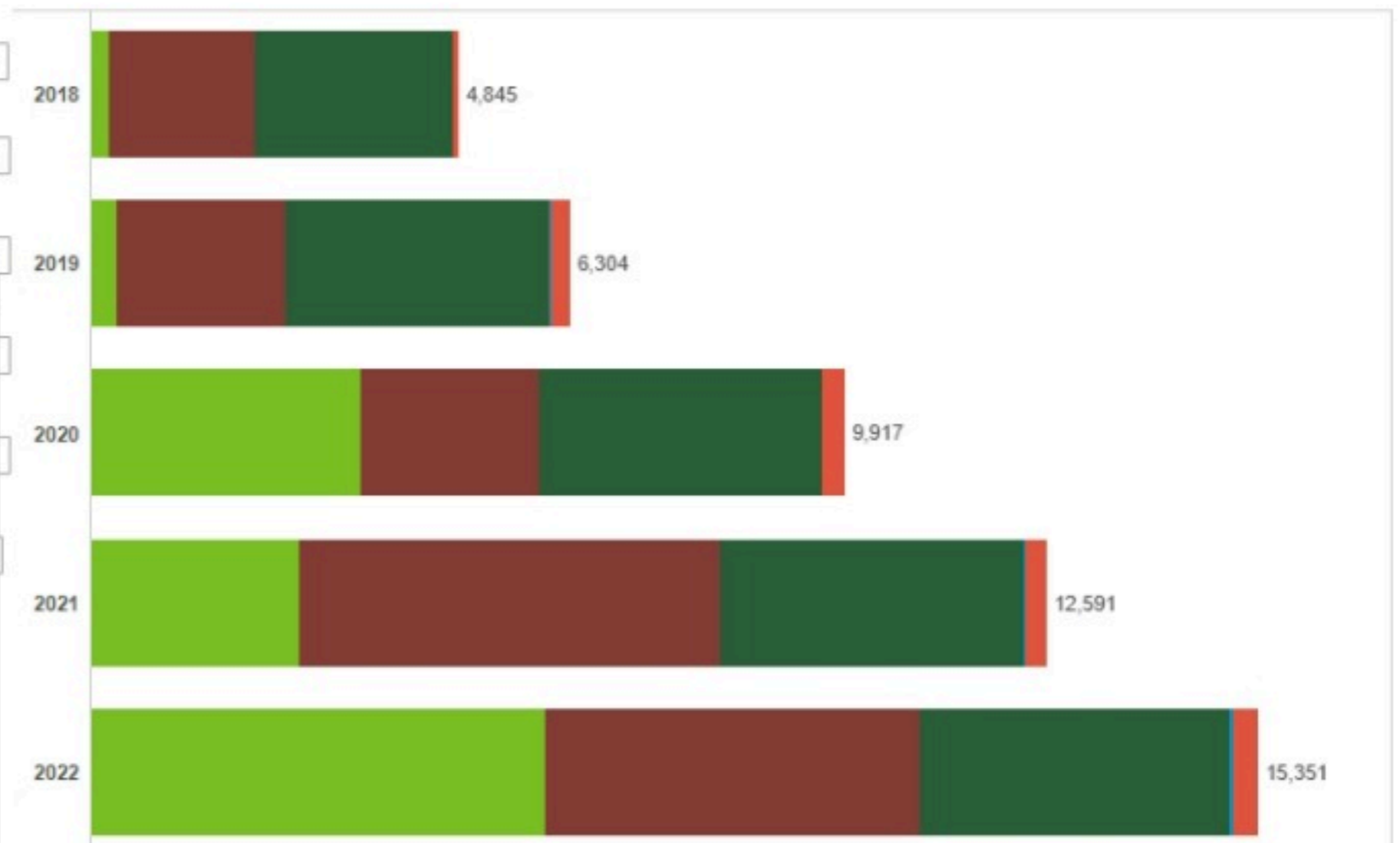
College (All)

Department (All)

- (All)
- Accounting
- Allied Health
- Architecture & Engineering Design
- Art & Design
- Aviation Science
- Behavioral Science
- Biology
- Chemistry
- CHPS Graduate Studies
- Communication
- Computer Science
- Construction Technologies
- Criminal Justice/Law Enforcement
- Culinary Arts Institute
- Dance
- Digital Media
- Earth Science
- Elementary Education
- Emergency Services
- Engineering

Number of Degrees Awarded

Utah Valley University Completions by Year (July 1st through June 30th)



View: Original

Share

STUDENT

- [ADMISSIONS](#)
- [ACADEMICS](#)
- [CAMPUS LIFE](#)
- [LOOKING TO ATTEND UVU](#)
- [CURRENT STUDENT](#)
- [ACCREDITATION](#)

EMPLOYEES

- [CAREER OPPORTUNITIES](#)
- [EMPLOYEE RESOURCES](#)
- [DIRECTORY](#)
- [PEOPLE & CULTURE](#)

COMMUNITY

- [ATHLETICS](#)
- [VISITORS & COMMUNITY](#)
- [OFFICE OF THE PRESIDENT](#)
- [ABOUT UVU / HISTORY](#)
- [ALUMNI](#)
- [ENGAGEMENT & EFFECTIVENESS](#)
- [GIVE TO UVU](#)
- [CONTACT US](#)

UTILITY

- [COVID-19 INFO](#)
- [MAPS / PARKING](#)
- [SERVICE DESK](#)
- [EMERGENCY](#)
- [POLICE](#)
- [GET HELP](#)
- [SEARCH](#)
- [ACCESSIBILITY](#)
- [TITLE IX / EQUAL OPPORTUNITY](#)

Academic Programs

The following data are provided to support academic departments, schools, and colleges to inform their cyclical institutional program reviews (as indicated in USHE Policy R411). In addition, these dashboards allow department chairs and other leaders to monitor and assess progress toward strategic goals as part of their annual self-assessment process. Specific guidelines and assistance in both of these efforts is available through the Office of Academic Quality Assurance.

If this is your first visit, our Academic Program Review Guide is a great place to start.

Information on Enrollments

Information on Courses

Information on Graduates

- Completions
- Degrees awarded by type
- Number of years and terms to graduation, excess credits, age, race, and gender
- Students' satisfaction, employment, and further education (Alumni Survey)
- Students enrolling in other institutions (National Student Clearing House)

Other Information

Completions Summary Average Values Demographics Minors Time to Graduate Number of Awards by Race Time to Graduate by Race a



BUSINESS INTELLIGENCE & RESEARCH SERVICES

Student Characteristic

All

College (All)

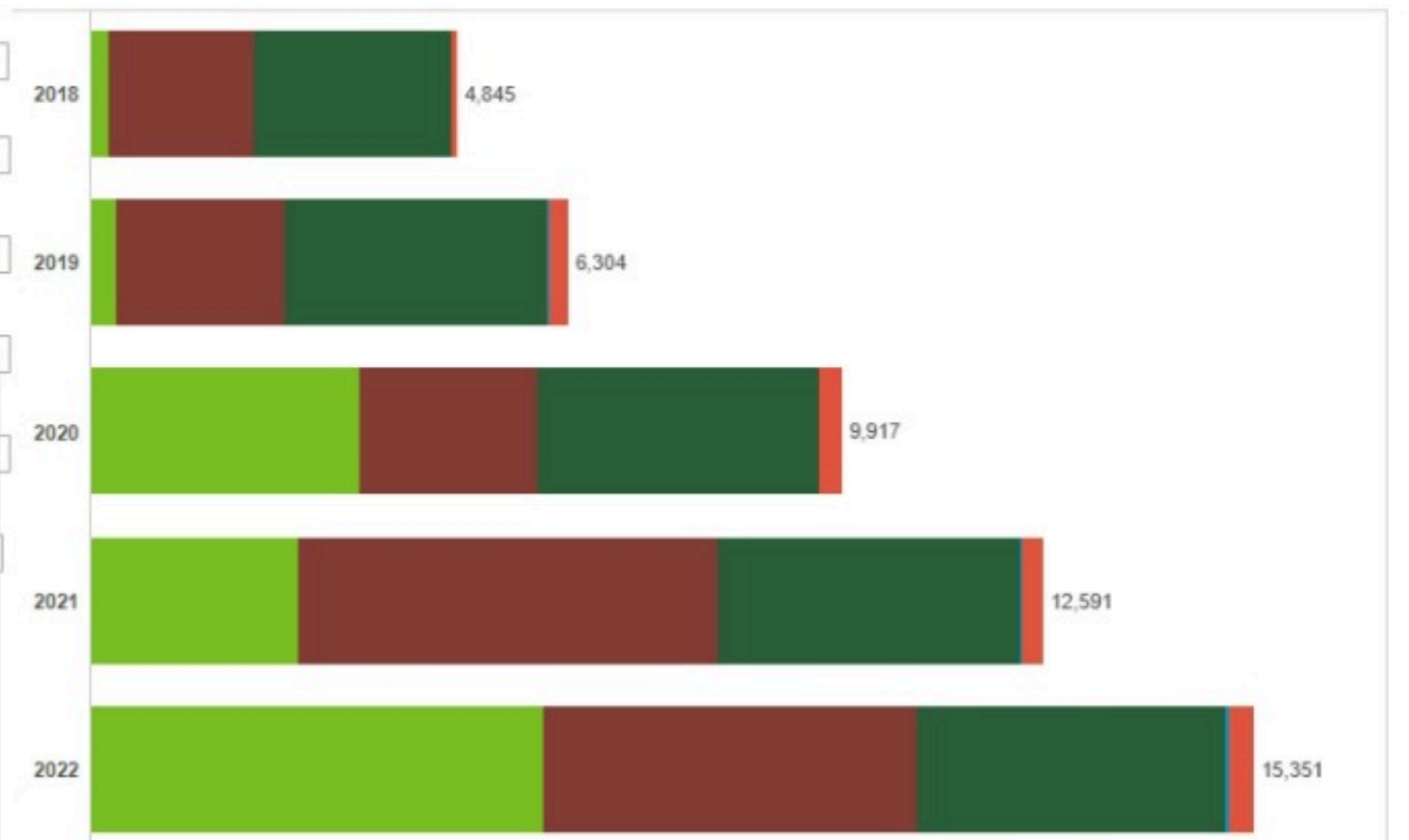
Department (All)

Major (All)

- (All)
- Accounting
- Accounting PT
- Administrative Info Management
- Administrative Info Support
- Administrative Support
- Adv Substance Use Disorder Cou
- Advanced Manufacturing
- Aerospace Tech Management
- Animation and Game Development
- Anthropology
- Application Development
- Applied Communication
- Architectural Design Tech
- Architecture
- Art and Design
- Art Education

Number of Degrees Awarded

Utah Valley University Completions by Year (July 1st through June 30th)



View: Original

Share

STUDENT

[ADMISSIONS](#)
[ACADEMICS](#)
[CAMPUS LIFE](#)
[LOOKING TO ATTEND UVU](#)
[CURRENT STUDENT](#)
[ACCREDITATION](#)

EMPLOYEES

[CAREER OPPORTUNITIES](#)
[EMPLOYEE RESOURCES](#)
[DIRECTORY](#)
[PEOPLE & CULTURE](#)

COMMUNITY

[ATHLETICS](#)
[VISITORS & COMMUNITY](#)
[OFFICE OF THE PRESIDENT](#)
[ABOUT UVU / HISTORY](#)
[ALUMNI](#)
[ENGAGEMENT & EFFECTIVENESS](#)
[GIVE TO UVU](#)
[CONTACT US](#)

UTILITY

[COVID-19 INFO](#)
[MAPS / PARKING](#)
[SERVICE DESK](#)
[EMERGENCY](#)
[POLICE](#)
[GET HELP](#)
[SEARCH](#)
[ACCESSIBILITY](#)
[TITLE IX / EQUAL OPPORTUNITY](#)

If this is your first visit, our Academic Program Review Guide is a great place to start.

Information on Students

Information on Enrollments

Information on Courses

Information on Graduates

- Completions
- Degrees awarded by type
- Number of years and terms to graduation, excess credits, age, race, and gender
- Students' satisfaction, employment, and further education (Alumni Survey)
- Students enrolling in other institutions (National Student Clearing House)

Other Information

Completions

Expand Table View

Completions Summary Average Values Demographics Minors Time to Graduate Number of Awards by Race Time to Graduate by Race a



Demographic Selection

All Students

Age at Graduation

First Generation Status

First Time/Transfer

Prior Degree

Race/Ethnicity

Remedial Credits

Sex

Department

(All)

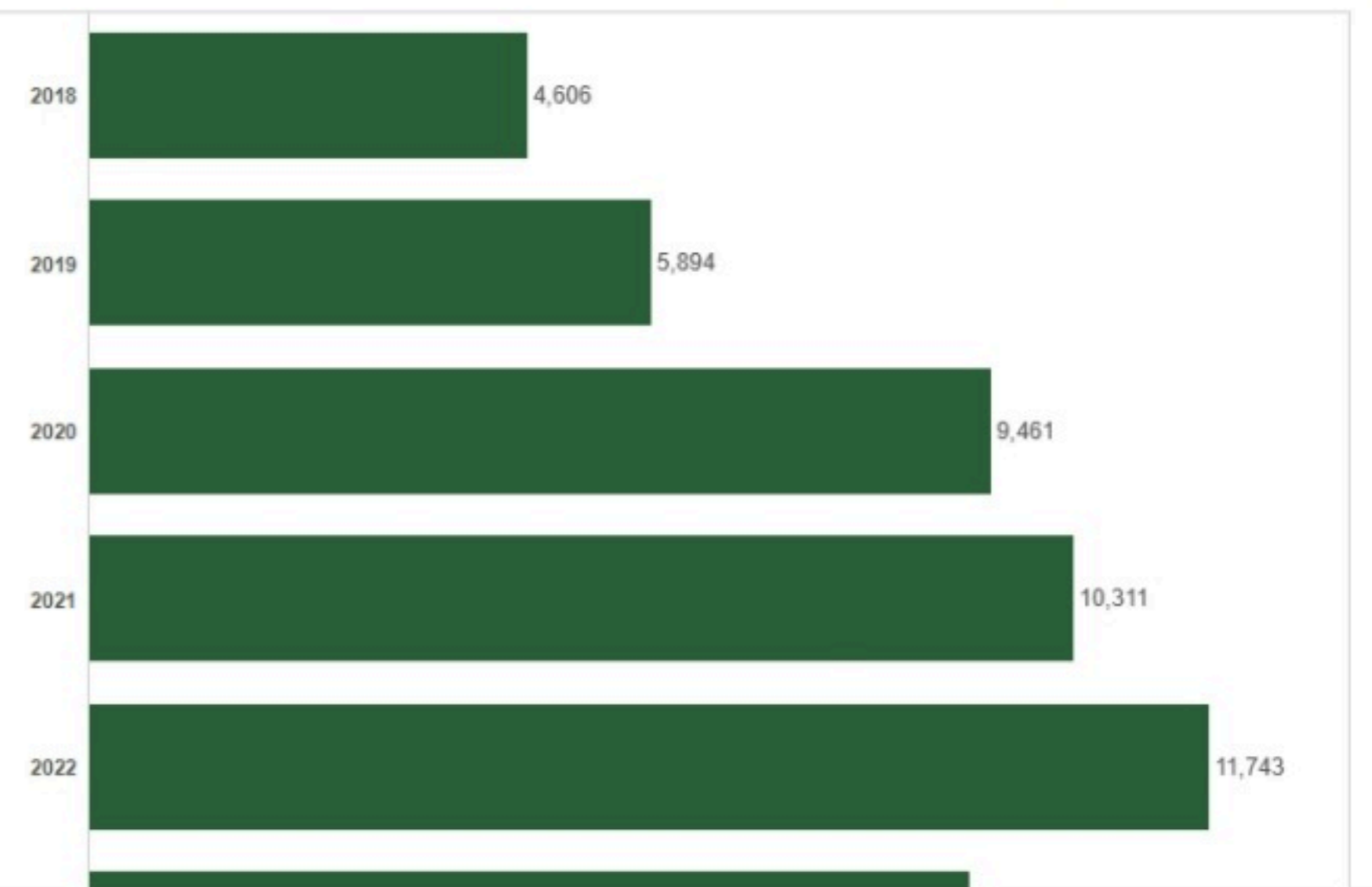
Major

(All)

Emphasis

(All)

Graduating Student Demographics - Unique Student Count Student Characteristics - All Demographic Selection - All Students



STUDENT

- [ADMISSIONS](#)
- [ACADEMICS](#)
- [CAMPUS LIFE](#)
- [LOOKING TO ATTEND UVU](#)
- [CURRENT STUDENT](#)
- [ACCREDITATION](#)

EMPLOYEES

- [CAREER OPPORTUNITIES](#)
- [EMPLOYEE RESOURCES](#)
- [DIRECTORY](#)
- [PEOPLE & CULTURE](#)

COMMUNITY

- [ATHLETICS](#)
- [VISITORS & COMMUNITY](#)
- [OFFICE OF THE PRESIDENT](#)
- [ABOUT UVU / HISTORY](#)
- [ALUMNI](#)
- [ENGAGEMENT & EFFECTIVENESS](#)
- [GIVE TO UVU](#)
- [CONTACT US](#)

UTILITY

- [COVID-19 INFO](#)
- [MAPS / PARKING](#)
- [SERVICE DESK](#)
- [EMERGENCY](#)
- [POLICE](#)
- [GET HELP](#)
- [SEARCH](#)
- [ACCESSIBILITY](#)
- [TITLE IX / EQUAL OPPORTUNITY](#)

Academic Programs

The following data are provided to support academic departments, schools, and colleges to inform their cyclical institutional program reviews (as indicated in USHE Policy R411). In addition, these dashboards allow department chairs and other leaders to monitor and assess progress toward strategic goals as part of their annual self-assessment process. Specific guidelines and assistance in both of these efforts is available through the Office of Academic Quality Assurance.

Information on Students

Information on Enrollments

Information on Courses

Information on Graduates

- Completions
- Degrees awarded by type
- Number of years and terms to graduation, excess credits, age, race, and gender
- Students' satisfaction, employment, and further education (Alumni Survey)
- Students enrolling in other institutions (National Student Clearing House)

Other Information

Completions

Expand Table View

Completions Summary Average Values Demographics Minors Time to Graduate Number of Awards by Race Time to Graduate by Race a



Demographic Selection

All Students

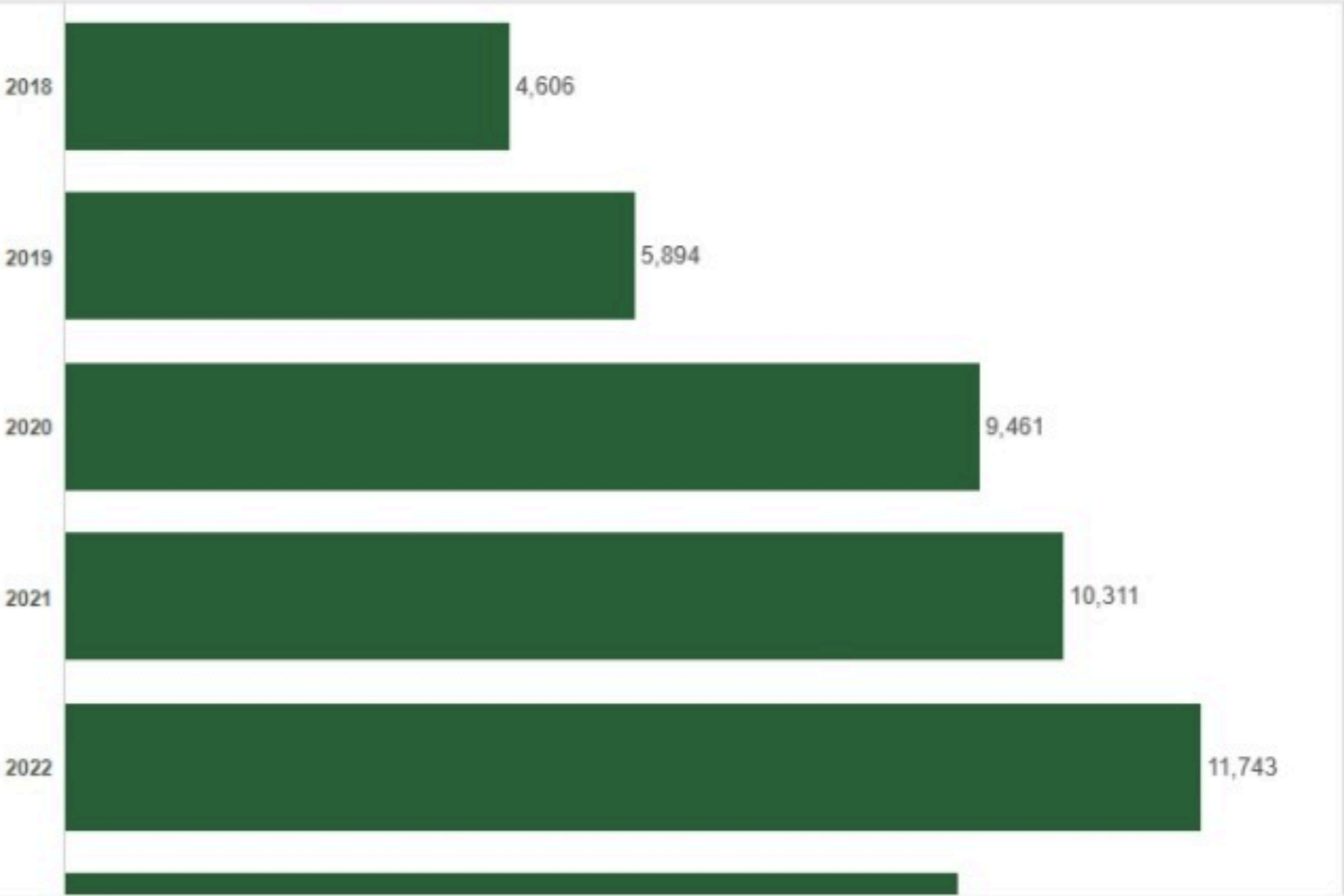
Student Characteristic

All

- Concurrent Enrollment
- Male
- Female
- White
- Minorities
- No Prior Bachelor Degree
- Remedial Credits
- First Time Student
- Transfer Student
- STEM Programs
- First Generation Students

(All)

Graduating Student Demographics - Unique Student Count
Student Characteristics - All
Demographic Selection - All Students



STUDENT

- [ADMISSIONS](#)
- [ACADEMICS](#)
- [CAMPUS LIFE](#)
- [LOOKING TO ATTEND UVU](#)
- [CURRENT STUDENT](#)
- [ACCREDITATION](#)

EMPLOYEES

- [CAREER OPPORTUNITIES](#)
- [EMPLOYEE RESOURCES](#)
- [DIRECTORY](#)
- [PEOPLE & CULTURE](#)

COMMUNITY

- [ATHLETICS](#)
- [VISITORS & COMMUNITY](#)
- [OFFICE OF THE PRESIDENT](#)
- [ABOUT UVU / HISTORY](#)
- [ALUMNI](#)
- [ENGAGEMENT & EFFECTIVENESS](#)
- [GIVE TO UVU](#)
- [CONTACT US](#)

UTILITY

- [COVID-19 INFO](#)
- [MAPS / PARKING](#)
- [SERVICE DESK](#)
- [EMERGENCY](#)
- [POLICE](#)
- [GET HELP](#)
- [SEARCH](#)
- [ACCESSIBILITY](#)
- [TITLE IX / EQUAL OPPORTUNITY](#)



Time to Graduate - Number of Terms

Student Characteristic - All

BUSINESS INTELLIGENCE & RESEARCH SERVICES

Time Selection
Number of Terms

Student Characteristics
All

College
All

Department
All

Major
All

Concentration
All

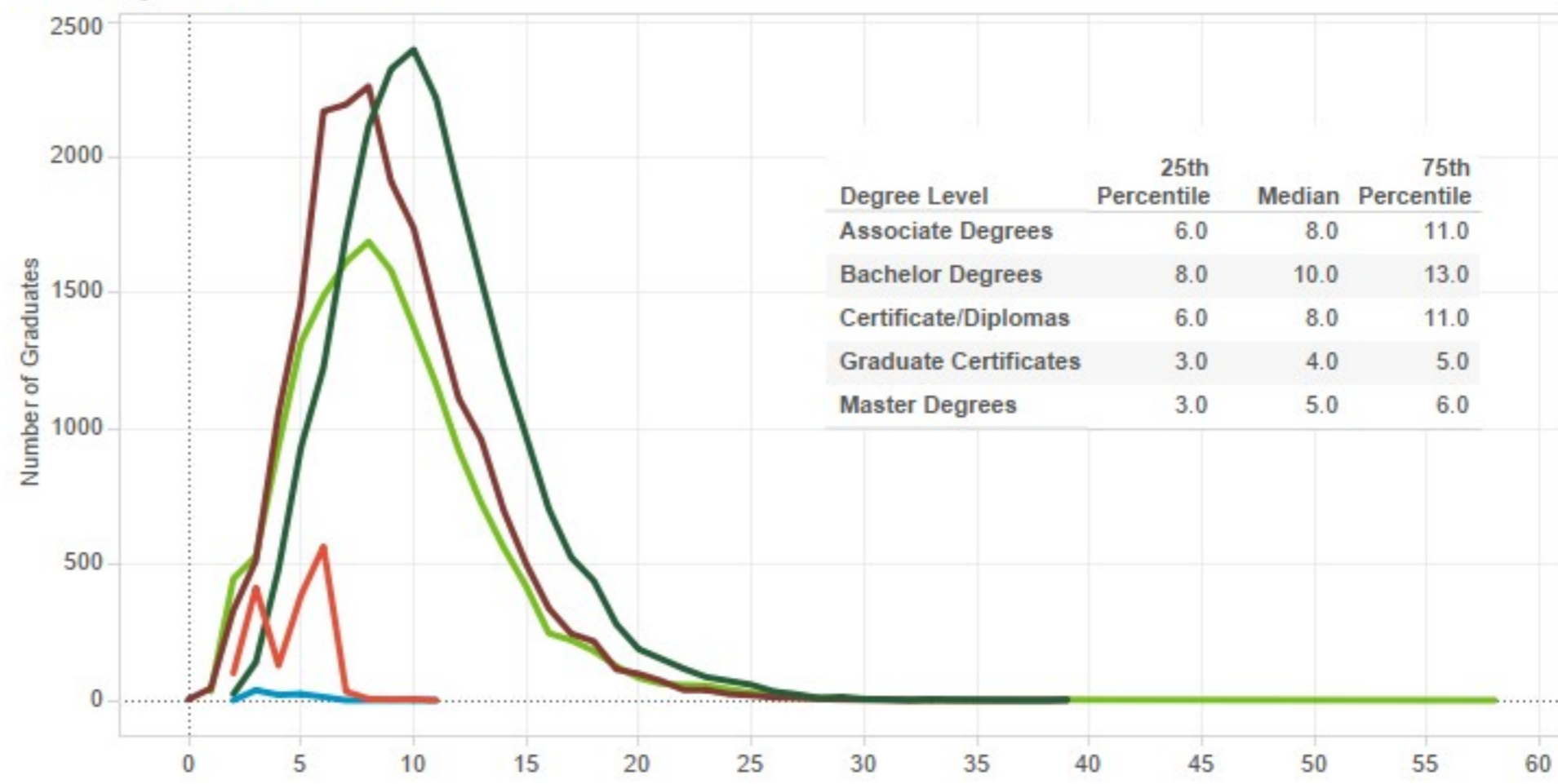
These are 5-year totals. They cover the years presented on the Completions Summary tab.

"Number of Years" indicates the time since a student's first term enrolled at UVU, excluding High School.

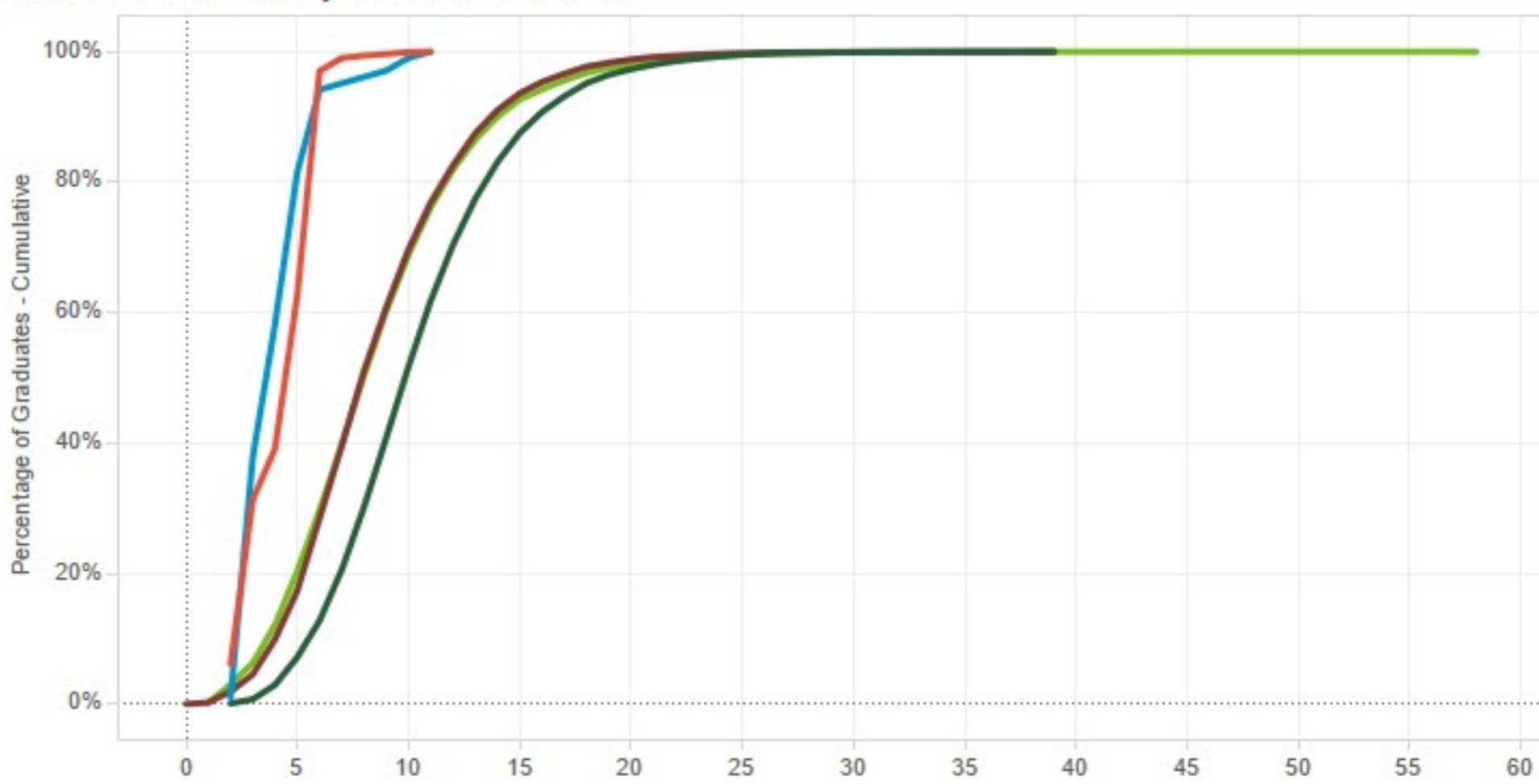
If a student completed a degree before finishing high school, that award is counted as a zero time spent on degree.

- Degree**
- Master Degrees
 - Graduate Certificates
 - Bachelor Degrees
 - Associate Degrees
 - Certificate/Diplomas

Totals by Number of Terms



Cumulative Totals by Number of Terms



Academic Programs

The following data are provided to support academic departments, schools, and colleges to inform their cyclical institutional program reviews (as indicated in USHE Policy R411). In addition, these dashboards allow department chairs and other leaders to monitor and assess progress toward strategic goals as part of their annual self-assessment process. Specific guidelines and assistance in both of these efforts is available through the Office of Academic Quality Assurance.

Information on Students

Information on Enrollments

Information on Courses

Information on Graduates

- Completions
- Degrees awarded by type
- Number of years and terms to graduation, excess credits, age, race, and gender
- Students' satisfaction, employment, and further education (Alumni Survey)
- Students enrolling in other institutions (National Student Clearing House)

Other Information

Completions

Expand Table View

Completions Summary Average Values Demographics Minors Time to Graduate Number of Awards by Race Time to Graduate by Race a



BUSINESS INTELLIGENCE & RESEARCH SERVICES

Time Selection

Number of Terms

Student Characteristics

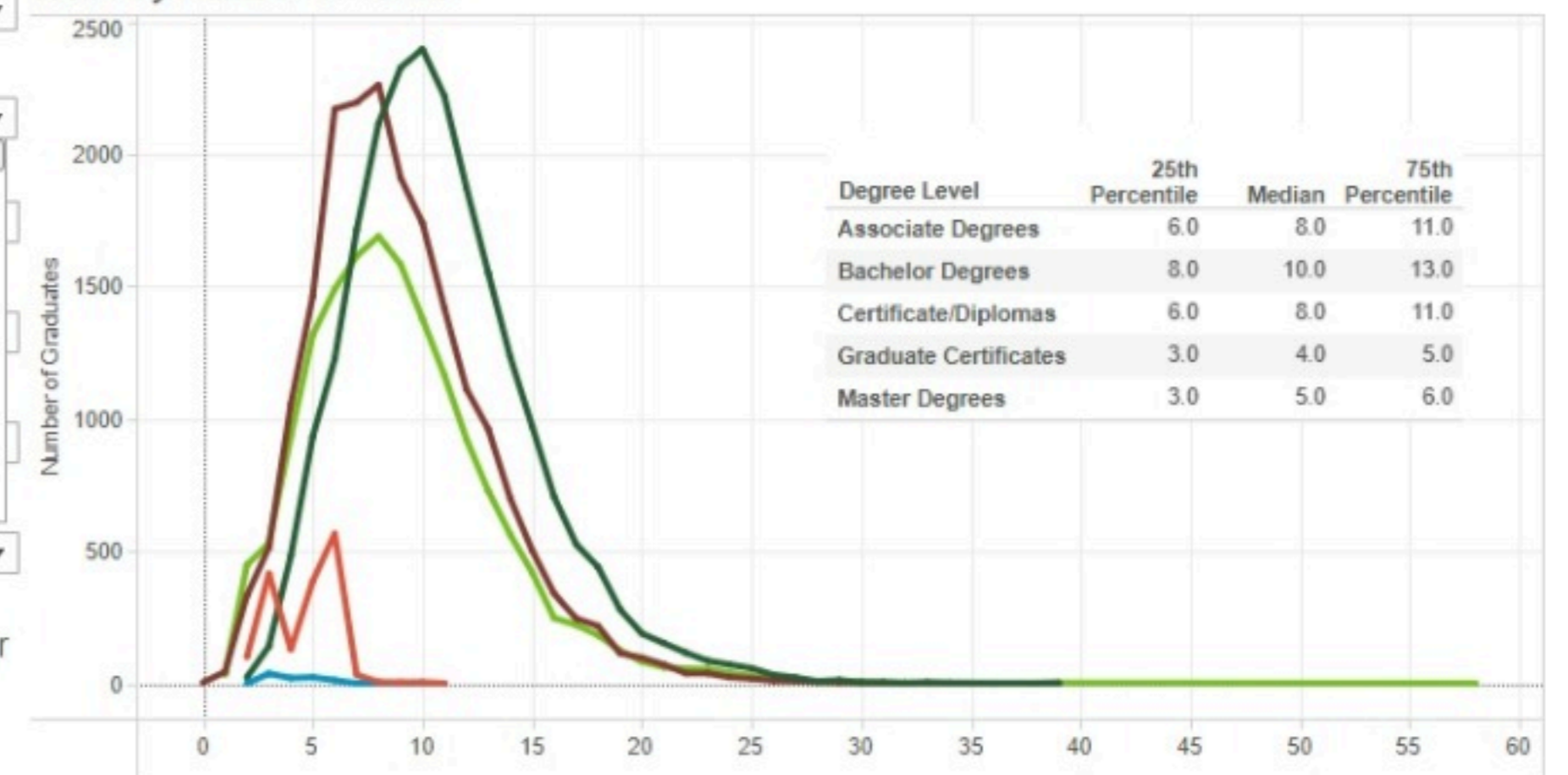
- All
- Concurrent Enrollment
- Male
- Female
- White
- Minorities
- No Prior Bachelor Degree
- Remedial Credits
- First Time Student
- Transfer Student
- STEM Programs
- First Generation Students

These are 5-year totals. They cover the years presented on the Completions Summary tab.

"Number of Years" indicates the time since a student's first term enrolled at UVU, excluding High School.

Time to Graduate - Number of Terms Student Characteristic - All

Totals by Number of Terms



Cumulative Totals by Number of Terms



STUDENT

- [ADMISSIONS](#)
- [ACADEMICS](#)
- [CAMPUS LIFE](#)
- [LOOKING TO ATTEND UVU](#)
- [CURRENT STUDENT](#)
- [ACCREDITATION](#)

EMPLOYEES

- [CAREER OPPORTUNITIES](#)
- [EMPLOYEE RESOURCES](#)
- [DIRECTORY](#)
- [PEOPLE & CULTURE](#)

COMMUNITY

- [ATHLETICS](#)
- [VISITORS & COMMUNITY](#)
- [OFFICE OF THE PRESIDENT](#)
- [ABOUT UVU / HISTORY](#)
- [ALUMNI](#)
- [ENGAGEMENT & EFFECTIVENESS](#)
- [GIVE TO UVU](#)
- [CONTACT US](#)

UTILITY

- [COVID-19 INFO](#)
- [MAPS / PARKING](#)
- [SERVICE DESK](#)
- [EMERGENCY](#)
- [POLICE](#)
- [GET HELP](#)
- [SEARCH](#)
- [ACCESSIBILITY](#)
- [TITLE IX / EQUAL OPPORTUNITY](#)

Academic Programs

The following data are provided to support academic departments, schools, and colleges to inform their cyclical institutional program reviews (as indicated in USHE Policy R411). In addition, these dashboards allow department chairs and other leaders to monitor and assess progress toward strategic goals as part of their annual self-assessment process. Specific guidelines and assistance in both of these efforts is available through the Office of Academic Quality Assurance.

Information on Students

Information on Enrollments

Information on Courses

Information on Graduates

- Completions
- Degrees awarded by type
- Number of years and terms to graduation, excess credits, age, race, and gender
- Students' satisfaction, employment, and further education (Alumni Survey)
- Students enrolling in other institutions (National Student Clearing House)

Other Information

Completions

Expand Table View

Completions Summary Average Values Demographics Minors Time to Graduate Number of Awards by Race Time to Graduate by Race a



BUSINESS INTELLIGENCE & RESEARCH SERVICES

Race Type Selection

Sex

IPEDS Race/Ethnicity

(All)

College/School

Department

Major

Concentration

(All)

(All)

(All)

(All)

	2018	2019	2020	2021	2022	2023
Grand Total	4,845	6,304	9,917	12,591	15,351	10,334
African American						
Total	38	53	77	105	137	108
Certificate/Diplomas	2	2	20	19	57	32
Associate Degrees	7	20	21	36	47	20
Bachelor Degrees	29	30	32	44	29	51
Graduate Certificates				1		
Master Degrees		1	4	5	4	5
American Indian						
Total	28	34	27	42	70	28
Certificate/Diplomas	3	2	7	12	25	7
Associate Degrees	6	14	7	17	27	7
Bachelor Degrees	19	18	12	12	15	13
Master Degrees			1	1	3	1
Asian						
Total	72	142	192	237	266	186
Certificate/Diplomas	2	6	62	58	108	49
Associate Degrees	31	36	40	96	69	49

View: Original

Share

STUDENT

[ADMISSIONS](#)
[ACADEMICS](#)
[CAMPUS LIFE](#)
[LOOKING TO ATTEND UVU](#)
[CURRENT STUDENT](#)
[ACCREDITATION](#)

EMPLOYEES

[CAREER OPPORTUNITIES](#)
[EMPLOYEE RESOURCES](#)
[DIRECTORY](#)
[PEOPLE & CULTURE](#)

COMMUNITY

[ATHLETICS](#)
[VISITORS & COMMUNITY](#)
[OFFICE OF THE PRESIDENT](#)
[ABOUT UVU / HISTORY](#)
[ALUMNI](#)
[ENGAGEMENT & EFFECTIVENESS](#)
[GIVE TO UVU](#)
[CONTACT US](#)

UTILITY

[COVID-19 INFO](#)
[MAPS / PARKING](#)
[SERVICE DESK](#)
[EMERGENCY](#)
[POLICE](#)
[GET HELP](#)
[SEARCH](#)
[ACCESSIBILITY](#)
[TITLE IX / EQUAL OPPORTUNITY](#)

Academic Programs

The following data are provided to support academic departments, schools, and colleges to inform their cyclical institutional program reviews (as indicated in USHE Policy R411). In addition, these dashboards allow department chairs and other leaders to monitor and assess progress toward strategic goals as part of their annual self-assessment process. Specific guidelines and assistance in both of these efforts is available through the Office of Academic Quality Assurance.

Information on Students

Information on Enrollments

Information on Courses

Information on Graduates

- Completions
- Degrees awarded by type
- Number of years and terms to graduation, excess credits, age, race, and gender
- Students' satisfaction, employment, and further education (Alumni Survey)
- Students enrolling in other institutions (National Student Clearing House)

Other Information

Completions

Expand Table View

< Average Values Demographics Minors Time to Graduate Number of Awards by Race Time to Graduate by Race and ... High Value Awards >



BUSINESS INTELLIGENCE & RESEARCH SERVICES

Time to Graduation - Cumulative


Degree Level

(All)

Time Selection

Number of Terms

- African American
- American Indian
- Asian
- Hispanic/Latino
- Multi Racial
- Non-Resident Alien
- Pacific Islander
- Unknown
- White



STUDENT

[ADMISSIONS](#)
[ACADEMICS](#)
[CAMPUS LIFE](#)
[LOOKING TO ATTEND UVU](#)
[CURRENT STUDENT](#)
[ACCREDITATION](#)

EMPLOYEES

[CAREER OPPORTUNITIES](#)
[EMPLOYEE RESOURCES](#)
[DIRECTORY](#)
[PEOPLE & CULTURE](#)

COMMUNITY

[ATHLETICS](#)
[VISITORS & COMMUNITY](#)
[OFFICE OF THE PRESIDENT](#)
[ABOUT UVU / HISTORY](#)
[ALUMNI](#)
[ENGAGEMENT & EFFECTIVENESS](#)
[GIVE TO UVU](#)
[CONTACT US](#)

UTILITY

[COVID-19 INFO](#)
[MAPS / PARKING](#)
[SERVICE DESK](#)
[EMERGENCY](#)
[POLICE](#)
[GET HELP](#)
[SEARCH](#)
[ACCESSIBILITY](#)
[TITLE IX / EQUAL OPPORTUNITY](#)

Academic Programs

The following data are provided to support academic departments, schools, and colleges to inform their cyclical institutional program reviews (as indicated in USHE Policy R411). In addition, these dashboards allow department chairs and other leaders to monitor and assess progress toward strategic goals as part of their annual self-assessment process. Specific guidelines and assistance in both of these efforts is available through the Office of Academic Quality Assurance.

Information on Students

Information on Enrollments

Information on Courses

Information on Graduates

- Completions
- Degrees awarded by type
- Number of years and terms to graduation, excess credits, age, race, and gender
- Students' satisfaction, employment, and further education (Alumni Survey)
- Students enrolling in other institutions (National Student Clearing House)

Other Information

Completions

Expand Table View

Average Values Demographics Minors Time to Graduate Number of Awards by Race Time to Graduate by Race and ... High Value Awards



BUSINESS INTELLIGENCE & RESEARCH SERVICES

College: (All)

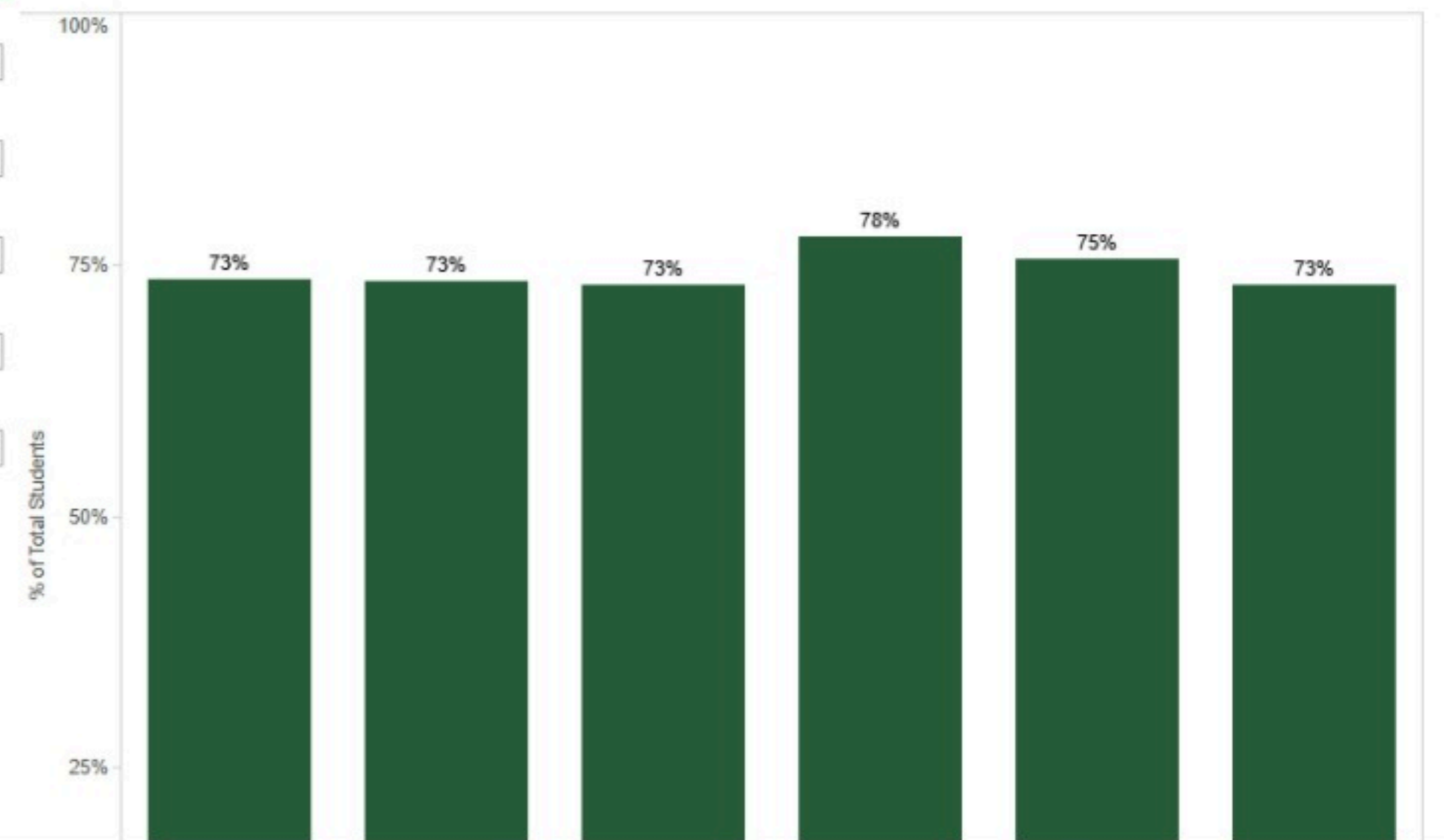
Department: (All)

Major: (All)

Emphasis: (All)

Underrepresented Students: (All)

State PBF Metric - High Value Awards



STUDENT

[ADMISSIONS](#)
[ACADEMICS](#)
[CAMPUS LIFE](#)
[LOOKING TO ATTEND UVU](#)
[CURRENT STUDENT](#)
[ACCREDITATION](#)

EMPLOYEES

[CAREER OPPORTUNITIES](#)
[EMPLOYEE RESOURCES](#)
[DIRECTORY](#)
[PEOPLE & CULTURE](#)

COMMUNITY

[ATHLETICS](#)
[VISITORS & COMMUNITY](#)
[OFFICE OF THE PRESIDENT](#)
[ABOUT UVU / HISTORY](#)
[ALUMNI](#)
[ENGAGEMENT & EFFECTIVENESS](#)
[GIVE TO UVU](#)
[CONTACT US](#)

UTILITY

[COVID-19 INFO](#)
[MAPS / PARKING](#)
[SERVICE DESK](#)
[EMERGENCY](#)
[POLICE](#)
[GET HELP](#)
[SEARCH](#)
[ACCESSIBILITY](#)
[TITLE IX / EQUAL OPPORTUNITY](#)